

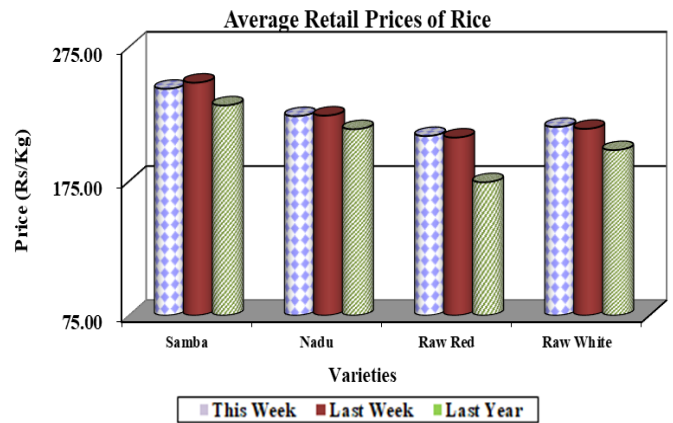
RETAIL MARKET AT A GLANCE

Summary

Rice

Prices of keeri samba and samba grade I have decreased by Rs.23.00/kg and Rs.5.00/kg respectively. Prices ranged Rs.260.00-330.00/kg for keeri samba and Rs.230.00-260.00/kg for samba grade I. However, prices of both raw white and red rice have increased by Rs.1.00/kg. With the end of yala harvesting season in most of major producing areas prices of major paddy varieties except keeri samba have increased.

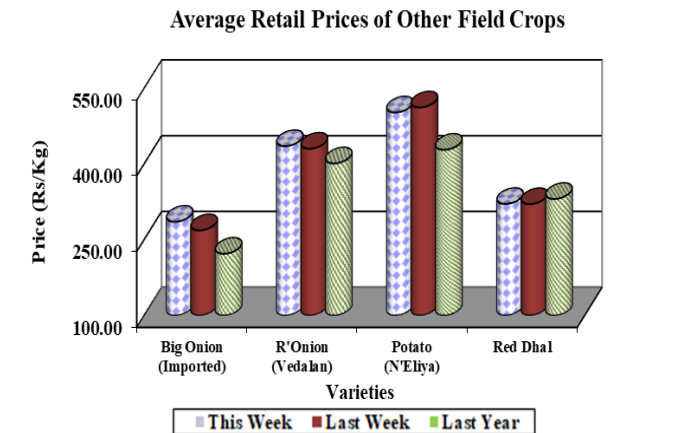
(Page No.01-02)



Other Field Crops

Prices of both vedalan red onion and imported big onion have increased. With the high supplies from main producing areas prices of both Welimada and Nuwara Eliya potatoes have decreased.

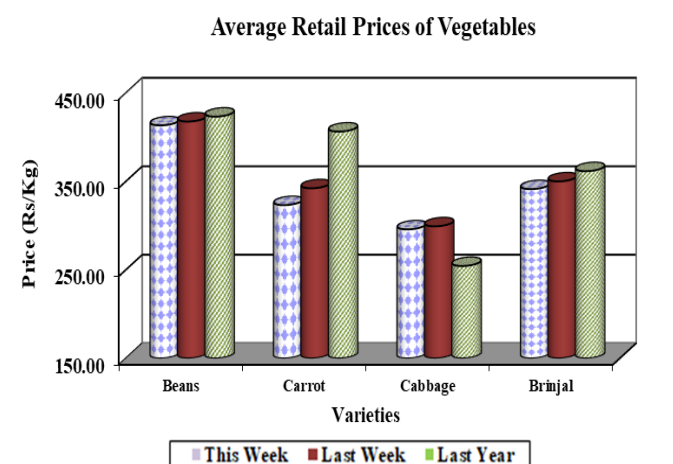
(Page No.02-04)



Vegetables

Prices of most of the up country and low country vegetables have decreased. Considering the up-country varieties, the highest price decrease was reported for leeks followed by raddish. Prices of lime and green chiles have also decreased by Rs.93.00/kg and Rs.89.00/kg respectively.

(Page No.04-05)



Rice

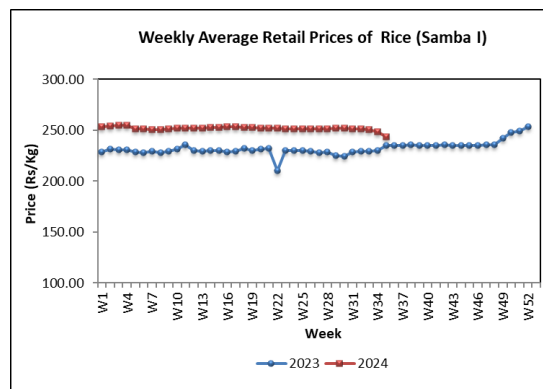
Wholesale

Price of both nadu grade I, II and raw red and raw white has increased in the range of 1%-3% due to increased paddy prices and the price ranged Rs.210.00-220.00/kg, Rs.207.00-210.00/kg for nadu grade I, II, Rs.190.00-205.00/kg for raw red, Rs.200.00-210.00 for raw white. Price of all other local rice varieties have not changed significantly and the price ranged of both samba grade I, II and keeri samba were Rs.230.00-235.00/kg, Rs.220.00-225.00/kg and Rs.240.00-300.00/kg respectively. Imported ponni samba was also available at the market and the price ranged Rs.275.00-280.00/kg.

Compared to the same period of last year, price of all local rice varieties has increased in the range of 1%-22%.

Retail

Prices of keeri samba and samba grade I have decreased by Rs.23.00/kg and Rs.5.00/kg respectively and their prices ranged Rs.260.00-330.00/kg and Rs.230.00-260.00/kg respectively.



Prices of raw red and raw white have increased by Rs.1.00/kg and their price ranged Rs.200.00-220.00/kg and Rs.210.00-220.00/kg. Price of imported samba has also increased by Rs.2.00/kg and their price ranged Rs.290.00-320.00/kg.

Price of nadu grade I has not changed significantly during the week and the price ranged Rs.220.00-230.00/kg.

Compared to the same period of last year, prices of all rice varieties have increased with the highest price increase of 20% being recorded for raw red.

Paddy

With the end of harvesting of 2024 yala season in most of the major producing areas, prices of major paddy varieties except keeri samba paddy have increased. Accordingly, the average price of short grain paddy samba has increased by Rs.1.00-8.00/kg in all the major producing areas except in Anuradhapura and prices ranged Rs.100.00-125.00/kg.

Subsequently, the average price of long grain white paddy has also increased by Rs.1.00-3.00/kg and reported a Rs.109.00-126.00/kg price range. Due to the high cultivation of shote gain paddy than long grain paddy in this season, it was reported high price range for long grain paddy than short grain paddy. Further, it was also reported Rs.4.00-10.00/kg price increase for long grain red paddy in major producing areas in the Southern province and prices ranged Rs.118.00-122.00/kg.

However, it was reported a price decrease of Rs.2.00-3.00/kg for keeri samba paddy in Anuradhapura and Polonnaruwa areas due to high supply and reported Rs.106.00-125.00/kg price range in major producing areas.

Compared to the same period of last year, the average prices of all the major paddy varieties except keeri samba paddy has increased by 5%-31% and the highest for long grain red paddy. However, prices of keeri samba paddy has decreased by 7%-15%.

Dried Chilies

Wholesale

Price of imported dried chilies has decreased by 1% and the price ranged Rs.650.00-800.00/kg.

Compared to the same period of last year, price of imported dried chilies has decreased by 28%.

Retail

Price of imported dried chilies has decreased by Rs.35.00/kg and the price ranged Rs.800.00-1100.00/kg.

Compared to the same period of last year, the current retail price of imported dried chilies has decreased by 23%.

Onion

Wholesale

Prices of sinnan and vedalan red onion have increased by 3% and 1% due to high quality stocks and the price ranged Rs.160.00-200.00/kg for sinnan and Rs.260.00-320.00/kg for vedalan.

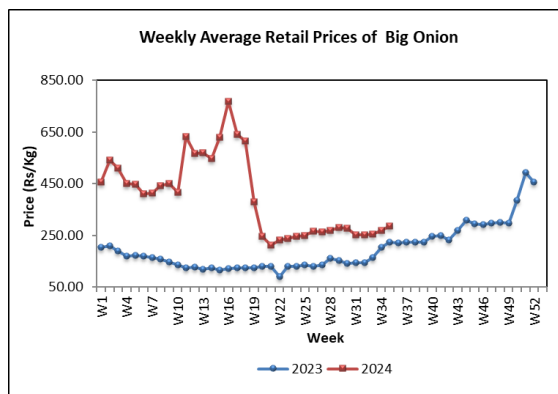
Price of imported big onion has increased by 5% due to unavailability of sufficient stocks and the price ranged Rs.180.00-260.00/kg.

Compared to the same period of last year, price of sinnan red onion has decreased by 14% while prices of vedalan red onion and imported big onion have increased by 4% and 38%.

Retail

Price of vedaln red onion has increased by Rs.5.00/kg and the price ranged Rs.340.00-500.00/kg. Sinnan red onion stocks were also available at the market with the price

range of Rs.320.00-420.00/kg. Price of imported big onion has increased by Rs.17.00/kg and the price ranged Rs.240.00-320.00/kg.



Compared to the same period of last year, the current retail price of vedalan red onion has increased by 9% and the retail price of imported big onion has increased by 28%.

Potato

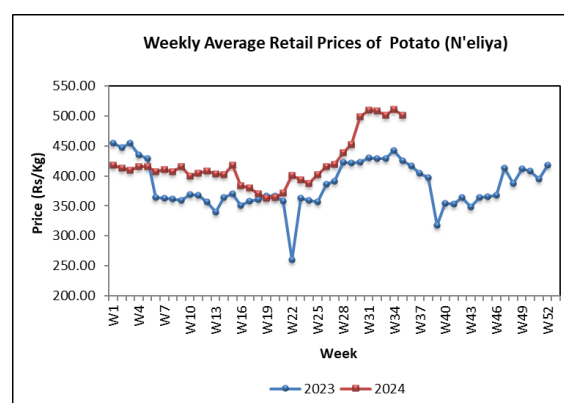
Wholesale

Prices of Welimada and Nuwara Eliya potato have decreased by 19% and 11% and price ranged Rs.260.00-310.00/kg for Welimada potato and Rs.320.00-380.00/kg for Nuwara Eliya potato. Price of imported potato has increased by 18% due to its good quality and the price ranged Rs.150.00-300.00/kg.

Compared to the same period of last year, prices of Welimada and Nuwara Eliya potatoes have increased by 9% and 15% while the price of imported potato has decreased by 3%.

Retail

The retail prices of Welimada and Nuwara Eliya potatoes have decreased by Rs.19.00/kg and Rs.10.00/kg respectively and their price ranged Rs.350.00-450.00/kg and Rs.410.00-580.00/kg respectively. Furthermore, retail price of imported potato has decreased by Rs.12.00/kg and price ranged Rs.200.00-280.00/kg.



Compared to the same period of last year, the current retail prices of Nuwara Eliya and imported potato have increased by 17% and 9% respectively.

Pulses

Wholesale

Prices of green gram, white cowpea and red cowpea have decreased in the range of 1%-2% due to availability of sufficient stocks at the market and price ranged Rs.750.00-800.00/kg, for green gram and white cowpea and Rs.700.00-750.00/kg for red cowpea. Price of red dhal has not changed

significantly and price ranged Rs.265.00-275.00/kg.

Compared to the same period of last year, price of all pulses varieties have decreased in the range of 7%-23%.

Retail

The retail prices of green gram, white cowpea and red cowpea have decreased by Rs.80.00/kg, Rs.43.00/kg and Rs.22.00/kg respectively and the price ranged Rs.840.00-1200.00/kg for green gram and Rs.800.00-1200.00/kg for both white and red cowpea. The retail price of red dhal has not changed significantly during the week and price ranged Rs.290.00-360.00.

Compared to the same period of last year, the current retail prices of all pulses varieties have decreased with highest price decreased of 15% being recorded for green gram.

Vegetable

Wholesale

Prices of all the up-country vegetables have decreased due to increased supply with prevailing harvesting seasons in up country areas while prices of some of the low country vegetables have increased with decreased supply from major producing areas.

Considering up country vegetables, the highest price decrease was reported for beetroot as 36% due to increased supply from Puttalam area, followed by leeks as 19% due to increased supply from Nuwara Eliya area. Price of knolkhol has decreased by 16% with increased supply from Melsiripura area while price of beans has decreased by 8% with increased supply from Balangoda, Bandarawela and Thalawakele areas. Prices of cabbage, raddish and carrot have decreased in the range of 3%-7% with increased supply from Nuwara Eliya area.

Price of capsicum has increased by 5% with the decreased supply from Nuwara Eliya area, while price of tomato has increased by 4% with low supply from Sooriyawewa and Embilipitiya stocks.

Considering low country vegetables, the highest price increase was reported for cucumber as 30% with decreased supply from Dambulla area, followed by drumstick as 15% with decreased supply from Jaffna. Prices of brinjals, ash plantain, snake gourd and ladies fingers have increased in the ranged of 4%-5% with slightly changes of market demand. However, price of long beans has decreased by 41% due to decreased price of beans, followed by pumpkin as 34% with increased supply from major producing areas. Price of luffa has

decreased by 12% with slightly changes of market demand while price of bitter gourd has decreased by 3%.

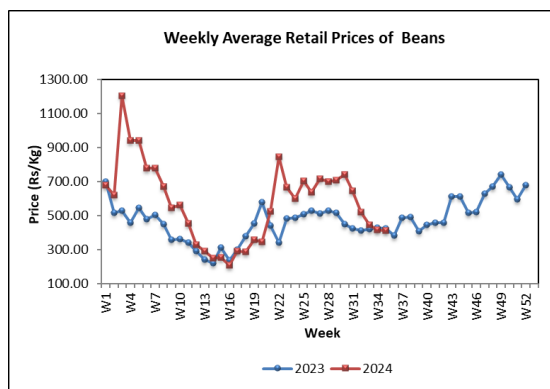
Price of green chilies has decreased by 33% with increased supply from Nochchiyagama, Jaffna and Thambuththegama areas and price of lime has decreased by 10% due to increased supply from Nikaweratiya area.

Compared to the same period of last year, prices of most of the vegetables have increased and the highest was reported for capsicum as 157% followed by leeks as 122%.

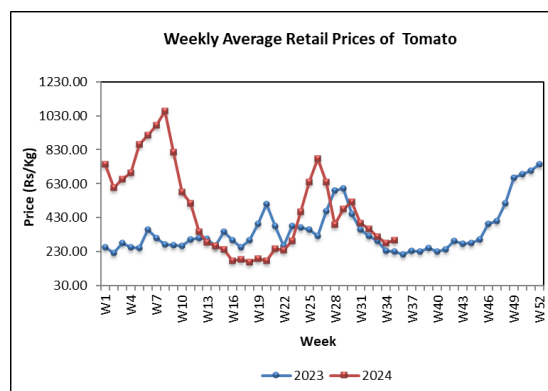
Retail

The retail prices of most of the up-country vegetable varieties have decreased.

Considering up country varieties, the highest price decrease was reported for leeks at Rs.37.00/kg followed by raddish at Rs.29.00/kg. Prices of carrot and knolkhol have decreased by Rs.19.00/kg and Rs.10.00/kg respectively. Moreover, prices of beans and beetroot have decreased by Rs.4.00/kg and Rs.3.00/kg respectively.



The prices of tomato have increased by Rs.16.00/kg and prices of capsicum has also increased by Rs.35.00/kg.



Considering low country varieties, the highest price decrease was reported for lufa at Rs.10.00//kg followed by brinjal at Rs.9.00/kg. Prices of pumpkin and long beans have decreased by Rs.5.00/kg and Rs.1.00/kg respectively. However, the prices of drumsticks and bitter gourd have increased by Rs.35.00/kg and Rs.32.00/kg respectively.

Further, the price of lime and green chilies have decreased by Rs.93.00/kg and Rs.89.00/kg respectively.

Compared to the same period of last year, the current retail prices of most of the varieties have increased with the highest price increase reported for capsicum as 66%.

Coconut

Wholesale

Prices of large and small nuts have increased by 4% and 2% respectively. Price ranges were Rs.110.00-120.00 for a large nut and Rs.90.00-100.00 for a small nut.

Compared to the same period of last year, prices of large and small nuts have increased by 24% and 25% respectively.

Retail

Prices of both large and small nuts have increased by Rs.9.00/nut and Rs.7.00/nut respectively. Price ranges were Rs.120.00-150.00 for a large nut and Rs.100.00-120.00 for a small nut.

Compared to the same period of last year, the current retail prices of both large and small nuts have increased by 19%.

Fruits

Wholesale

Price of most of fruit varieties have increased with limited supply. The highest price increase of 23% reported for passionfruit due to limited supply. Price of orange has increased by 16% due to the decreased supply. Price of kolikuttu, seeni, anamalu and ambun banana have increased in the range of 2%-3% with increased

market demand. Price of papaw has increased by 4%.

However, price of wood apple has decreased by 20% with increased supply with prevailing harvesting seasons. Price of karthakolomban and vilad mango have decreased by 7% and 5% respectively with availability of low-quality stocks. Price of slime apple has decreased by 3% with available of low-quality stocks. Price of all the sizes of pineapple have decreased in the range of 2%-13% with low demand and price of ambul banana has decreased by 2%.

Compared to the same period of last year, the current wholesale prices of most of the fruit varieties have increased while the highest price increase of 101% reported for orange.

Retail

Retail prices of most of fruits have increased in line with the increased wholesale prices.

According to that the highest price increased of Rs.35.00/kg was reported for imported grapes (China). Price of seeni banana has increased by Rs.6.00/kg due to high demand.

Due to limited supply, price of passion fruit has increased by Rs.3.00/fruit while price of ambun and anamalu banana has increased by Rs.3.00/fruit. Meanwhile, price of all

sizes pineapple has decreased in the range of Rs.4.00-15.00/fruit. Begin with wood apple season, sufficient stocks are available in market. Therefore, price of wood apple has decreased by Rs.13.00/fruit. Price of ambul banana has decreased by Rs.11.00/kg. While price of slime apple has decreased by Rs.7.00/fruit due to low quality stock. Begin with avocado season, price of avocado has decreased by Rs.5.00/fruit while price of orange has decreased by Rs.1.00/fruit due small size fruits and low-quality stock.

Compared to the same period of last year, the current retail prices of most fruit varieties have increased with the highest price increase of 60% reported for avocado.

Fresh Fish

Wholesale

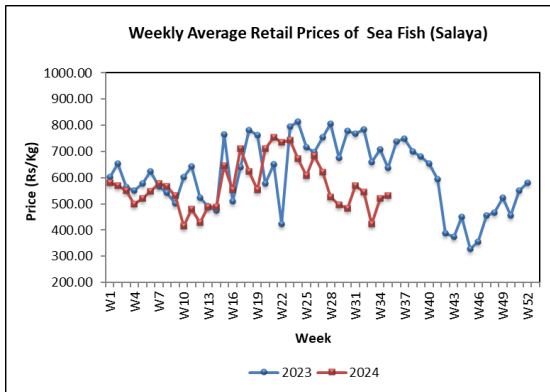
Wholesale prices of most of the fresh fish types have increased due to low supply. The highest price increase of 37% was noted for hurulla due to low supply from Kalpitiya and Mullaitivu areas and the price ranged between Rs.750.00-900.00/kg. Likewise, a price increase of 11% was noted for salaya due to low supply from Trincomalee, Mannar and Valachchenai areas and the price ranged between Rs.250.00-350.00/kg. In addition, the wholesale prices of thalapath, paraw and balaya have increased by 4%-7%.

However, a price decrease of 7% was noted for thora due to high supply from Northern areas and the price ranged between Rs.1900.00-2600.00/kg. Likewise, a price decrease of 6% was noted for shrimps due to high supply from Kalpitiya, Chilaw and Puttalam areas and the price ranged between Rs.1750.00-1850.00/kg. In addition, price of kelawalla has decreased by 3%.

Compared to the same period of last year, the current wholesale prices of most of the fresh fish types have increased in the range of 1%-22% and the highest price increase was noted for hurulla.

Retail

With the increased of wholesale prices, the retail prices of all fish types except kelawalla, thora and shrimps have increased. The highest price increase was thalapath by Rs.126.00/kg. Prices of hurulla and balaya have increased by Rs.92.00/kg and Rs.87.00/kg respectively. Price increase of other fish types were reported as Rs.10.00-34.00/kg. The highest price decrease was reported for kelawalla by Rs.20.00/kg and price decrease of other fish varieties were reported as Rs.3.00-16.00/kg.



Compared to the same period of last year, the current retail prices of all fish types except hurulla and shrimps have decreased in the range of 5%-18% with the highest price decrease recorded for salaya.

Dried Fish

Wholesale

Due to decrease of local dried fish supply, prices of most of the local and imported dried fish types have increased. The highest price increase of 4% was noted for imported anguluwa due to low supply from Oman, Pakistan and Indonesia and the price ranged between Rs.1400.00-1500.00/kg. Likewise, the price increase of 3% was noted for local mora due to low supply from Negombo and Trincomalee areas and the price ranged between Rs.1700.00-1850.00/kg. In addition, the wholesale prices of local maduwa, imported kattawa, local balaya and imported sprats have increased by 1%-2%. However, the price decrease of 5% was noted for local sprats due to high supply

from Trincomalee, Mannar and Mullaitivu areas and the price ranged between Rs.1200.00-1350.00/kg. likewise, price decrease of 4% was noted for local salaya due to high supply from Mannar, Chilaw and Puttalam areas and the price ranged between Rs.400.00-500.00/kg.

Compared to the same period of last year, the current wholesale prices of most of the dried fish types have decreased in the range of 6%-34% with the highest price decrease reported for local sprats.

Retail

In line with increased wholesale prices, retail prices of dried fish varieties except local sprats, imported sprats and anguluwa have increased. The highest price increase was reported for maduwa by Rs.89.00/kg. The price increase was noted for salaya and balaya of Rs.65.00/kg and Rs.59.00/kg respectively. The remaining types have increased in the range of Rs.5.00-27.00/kg. The highest price decrease was reported for anguluwa by Rs.123.00/kg. Price decrease of local sprats and imported sprats were reported as Rs.13.00/kg and Rs.3.00/kg respectively.

Compared to the same period of last year, all the dried fish varieties except mora have decreased in the range of 2%-17% with the

highest price decrease reported for maduwa.

Eggs

Wholesale

The prices of brown and white eggs have increased by 10% and 11% respectively and their price ranged between Rs.45.00-47.00/egg for brown eggs and Rs.42.00-44.00/egg for white eggs.

Compared to the same period of last year, price of brown egg has increased by 2% and price of white egg has not changed significantly.

Retail

Prices of both brown and white eggs have increased by around Rs.2.00/egg. The price range of a white egg was reported as Rs.44.00-45.00 and the price range of a brown egg was reported as Rs.45.00-47.00. The average price of brown and white eggs were reported as Rs.46.00 and Rs.45.00 respectively.

Compared to the same period of last year, prices of both brown and white eggs have increased by 1% and 2% respectively.

Meat

Retail

Prices of broiler chicken, curry chicken and mutton have decreased by Rs.77.00/kg,

Rs.17.00/kg and Rs.8.00/kg respectively. Prices of pork and beef have increased by Rs.127.00/kg and Rs.2.00/kg respectively.

Compared to the same period of last year, all types of meat except mutton and beef have decreased in the range of 4%-16% and the highest price decrease was reported for broiler chicken.

EXPLANATORY NOTE

The Food Commodities Bulletin is a weekly publication containing information relating to wholesale and retail prices of selected food commodities in nine selected markets in and around Colombo and main markets in the major producing areas.

The information is analyzed and presented as prevailing prices, price ranges, averages, and a comparison of weekly prices. The changes in prices reported are always with price prevailed during the previous week unless otherwise stated.

The frequency of collection of wholesale price information is twice a week (i.e., Tuesday and Friday) while with retail prices, it is thrice a week (i.e., Friday, Monday, and Tuesday).

Table 01: Selected Markets: Wholesale Price of Rice (Rs/50kg bag)

Week 35: 23 - 29 Aug 2024

LOCATIONS	Rice Varieties													
	Samba 1		Samba 2		Keeri Samba		Nadu 1		Nadu 2		Raw Red		Raw White	
Colombo	11500	11750	11000	11250	12000	15000	10500	11000	10350	10500	9500	10250	10000	10500
Divulapitiya	11000	11250	10600	10750	12300	13000	10400	10700	10000	10300	9600	9900	9750	10250
Kurunegala	-	-	-	-	-	-	-	-	-	-	-	-	-	-
Nikaweratiya	12000	13000	10500	11000	13000	16000	10750	10900	9750	10000	-	-	9750	10000
Badulla	11500	11500	-	-	12750	13000	10750	10750	-	-	9750	9850	9750	9800
Puttalam	-	-	-	-	-	-	-	-	-	-	-	-	-	-
Dambulla	12500	12650	11250	11300	-	-	10750	10800	10400	10500	9500	9750	9500	9750
Anuradhapura	11600	11600	11400	11400	14500	16000	10750	10850	10000	10500	10000	10250	9500	10250
Tambuttegama	12650	13000	11000	11150	-	-	10800	10900	10300	10350	-	-	9750	9850
Polonnaruwa	12600	13100	11550	11600	16350	16850	10750	10850	9700	10450	10250	10300	9750	10350
Kalutara	-	-	-	-	-	-	-	-	-	-	-	-	-	-
Ampara	11000	11100	-	-	-	-	10500	11000	-	-	9250	9400	9150	9300
Kandy	11750	12000	11250	11350	14250	15000	10500	10750	10250	10350	9500	10000	10000	10250
Moneragala	12000	12500	10000	10500	14750	16500	10750	10900	-	-	9000	9500	9500	9750
Kegalle	-	-	-	-	-	-	-	-	-	-	-	-	-	-
Dehiattakandiya	12500	12750	-	-	12750	15000	10500	10900	9750	10000	9250	10250	9500	10250
Hambantota	11500	11500	-	-	15500	16000	10500	10500	-	-	9100	9400	9750	10250
Matara	11250	11400	-	-	12750	12850	10500	10800	-	-	9400	9600	9750	10000
Galle	11250	11400	-	-	12800	12900	10800	10900	-	-	9250	9900	10250	10400
Meegoda	11100	11500	-	-	12250	15250	10400	10700	-	-	9500	9750	9750	10000
Tissamaharama	-	-	-	-	-	-	-	-	-	-	-	-	-	-
Embilipitiya	11250	11400	-	-	14700	14750	10400	10500	-	-	9500	9600	9700	10000
Jaffna	12000	12100	-	-	15500	16000	10500	10500	10000	10250	8750	9000	10000	10250
Vavuniya	11900	12250	-	-	15750	15900	10500	10750	-	-	9700	9800	10000	10250
Mannar	11750	11800	-	-	15500	15750	10600	10750	10250	10400	9900	10000	10000	10400
Killinochchi	11500	11750	-	-	15500	15750	10500	10750	10300	10400	9500	9750	10000	10250
Mullattivu	12000	12250	-	-	16000	16500	10400	10400	10000	10250	9500	9750	10000	10250
Batticaloa	-	-	-	-	-	-	-	-	-	-	-	-	-	-
Trincomalee	11850	12000	-	-	16000	16250	10500	10750	10400	10400	9450	9500	10250	10400
Galenbindunuwewa	-	-	-	-	-	-	-	-	-	-	-	-	-	-
Matale	11500	11750	11000	11250	12500	14000	10750	10900	10250	10500	9500	9750	9750	10250

Table 02: Selected Markets: Retail Price of Rice (Rs/kg)

Week 35: 23 - 29 Aug 2024

LOCATIONS	Rice Varieties													
	Samba 1		Samba 2		Keeri Samba		Nadu 1		Nadu 2		Raw Red		Raw White	
Colombo	230.00	260.00	-	-	260.00	330.00	220.00	230.00	-	-	200.00	220.00	210.00	220.00
Gampaha	-	-	230.00	240.00	260.00	260.00	220.00	220.00	-	-	200.00	210.00	210.00	210.00
Kurunegala	-	-	-	-	-	-	-	-	-	-	-	-	-	-
Nikaweratiya	270.00	275.00	230.00	245.00	270.00	360.00	215.00	220.00	205.00	210.00	220.00	220.00	210.00	215.00
Dambulla	255.00	260.00	228.00	230.00	270.00	280.00	218.00	220.00	212.00	213.00	200.00	205.00	200.00	205.00
Anuradhapura	-	-	230.00	235.00	300.00	330.00	220.00	220.00	205.00	215.00	205.00	210.00	195.00	210.00
Thambuththegama	256.00	265.00	228.00	235.00	-	-	220.00	220.00	210.00	215.00	-	-	205.00	210.00
Polonnaruwa	255.00	265.00	230.00	240.00	330.00	345.00	218.00	220.00	210.00	212.00	208.00	210.00	195.00	210.00
Kaluthara	-	-	-	-	-	-	-	-	-	-	-	-	-	-
Badulla	-	-	230.00	230.00	260.00	260.00	220.00	220.00	-	-	200.00	205.00	200.00	205.00
Keppetipola	245.00	250.00	230.00	235.00	325.00	330.00	217.00	220.00	208.00	212.00	185.00	190.00	199.00	205.00
Moneragala	250.00	260.00	220.00	220.00	300.00	330.00	220.00	220.00	-	-	185.00	195.00	195.00	200.00
Kegalle	270.00	275.00	-	-	330.00	340.00	220.00	220.00	200.00	210.00	210.00	210.00	210.00	210.00
Ampara	270.00	270.00	220.00	230.00	-	-	210.00	210.00	205.00	205.00	190.00	200.00	195.00	210.00
Dehiattakandiya	250.00	260.00	-	-	260.00	310.00	220.00	220.00	190.00	215.00	190.00	210.00	200.00	210.00
Nuwaraeliya	250.00	260.00	235.00	240.00	320.00	325.00	218.00	220.00	210.00	212.00	205.00	208.00	206.00	210.00
Kandy	260.00	265.00	230.00	235.00	330.00	340.00	220.00	220.00	205.00	210.00	205.00	210.00	210.00	215.00
Puttalam	230.00	230.00	-	-	-	-	210.00	220.00	200.00	200.00	200.00	200.00	200.00	200.00
Hambantota	240.00	250.00	-	-	260.00	330.00	220.00	220.00	-	-	190.00	200.00	200.00	210.00
Rathnapura	260.00	270.00	-	-	325.00	350.00	218.00	220.00	212.00	214.00	195.00	198.00	210.00	214.00
Matara	230.00	230.00	-	-	260.00	290.00	220.00	220.00	-	-	190.00	200.00	200.00	210.00
Galle	230.00	235.00	-	-	260.00	260.00	220.00	220.00	-	-	195.00	200.00	210.00	210.00
Tissamaharama	-	-	-	-	-	-	-	-	-	-	-	-	-	-
Meegoda (DEC)	230.00	240.00	-	-	260.00	310.00	210.00	220.00	-	-	195.00	210.00	200.00	210.00
Embilipitiya	230.00	240.00	228.00	228.00	295.00	305.00	210.00	220.00	200.00	205.00	194.00	200.00	198.00	210.00
Jaffna	245.00	250.00	-	-	330.00	340.00	220.00	225.00	215.00	215.00	190.00	200.00	210.00	220.00
Vavuniya	248.00	250.00	-	-	330.00	335.00	219.00	225.00	-	-	200.00	205.00	210.00	215.00
Mannar	245.00	250.00	-	-	330.00	340.00	220.00	225.00	214.00	215.00	205.00	210.00	215.00	220.00
Killinochchi	245.00	250.00	-	-	325.00	330.00	218.00	225.00	215.00	216.00	200.00	205.00	210.00	215.00
Mullaittivu	248.00	255.00	-	-	325.00	335.00	208.00	212.00	205.00	205.00	195.00	200.00	205.00	210.00
Batticaloa	-	-	-	-	-	-	-	-	-	-	-	-	-	-
Trincomalee	247.00	250.00	-	-	330.00	335.00	218.00	225.00	-	-	198.00	200.00	210.00	215.00
Hanguranketha	260.00	260.00	226.00	230.00	-	-	220.00	220.00	210.00	215.00	190.00	205.00	199.00	210.00
Veyangoda	-	-	-	-	-	-	-	-	-	-	-	-	-	-
Galenbindunuwewa	-	-	-	-	-	-	-	-	-	-	-	-	-	-
Bandarawela	-	-	-	-	335.00	340.00	218.00	220.00	-	-	198.00	200.00	200.00	205.00
Matale	235.00	240.00	225.00	230.00	260.00	300.00	218.00	220.00	210.00	215.00	195.00	205.00	200.00	210.00

Table 04: Selected Markets: Wholesale Price of Subsidiary Food (Rs/50kg)

Week 35: 23 - 29 Aug 2024

LOCATION	Dried Chillies		Red Onion		Big Onion	Potato			Pulses										
	Imported		Imported	Local		Imported	Welimada	Nuwara Eliya	Green Gram	Cowpea	Red Dhal								
Colombo	32500 -	40000	-	13000 -	16000	9000 -	13000	7500 -	15000	13000 -	15500	16000 -	19000	37500 -	40000	37500 -	40000	13250 -	13750
Kurunegala	-		-	-		-		-		-		-		-		-		-	
Nikaweratiya	35000 -	40000	-	13250 -	14250	9000 -	13000	8500 -	9250	-		-		40000 -	45000	37500 -	43000	13600 -	14000
Dehiattakandiya	35000 -	42500	-	14000 -	19000	9000 -	14000	8500 -	9000	-		17000 -	18000	35000 -	42500	42500 -	47500	13750 -	15000
Dambulla (DEC)	35000 -	36500	-	12000 -	13000	9000 -	12000	7750 -	8750	-		-		30000 -	32500	-		13250 -	13500
Anuradhapura	37500 -	42500	-	-		10000 -	14000	9250 -	10000	-		-		41000 -	43500	42500 -	45000	13750 -	14000
Thambuththegama	37000 -	37500	-	15000 -	16000	9000 -	13500	8000 -	9250	-		-		36500 -	37500	37500 -	37500	13400 -	13900
Polonnaruwa	37500 -	40000	-	16750 -	19250	10250 -	11750	11250 -	11750	-		-		32500 -	35000	37000 -	40000	15000 -	15500
Kaluthara	-		-	-		-		-		-		-		-		-		-	
Puttalam	-		-	10000 -	14000	-		-		-		-		-		-		-	
Kandy	37500 -	39000	-	15000 -	16000	10000 -	13500	8250 -	9250	15000 -	15500	17500 -	18000	40000 -	42500	39000 -	40000	13750 -	14000
Matara	40000 -	41500	-	15500 -	16000	13000 -	13500	9250 -	10000	-		20000 -	21000	40000 -	45000	41500 -	45000	14250 -	14500
Hambantota	35000 -	40000	-	12500 -	16000	10000 -	14000	9000 -	12000	-		17000 -	19000	40000 -	45000	45000 -	45000	13500 -	14000
Kegalle	36500 -	37000	-	14000 -	14100	9000 -	11750	8500 -	8700	-		21500 -	22000	38500 -	39000	41800 -	42500	13850 -	15000
Galle	36000 -	38500	-	19000 -	20000	9250 -	11000	8900 -	9500	-		20000 -	22000	45000 -	47500	42500 -	46000	14000 -	15000
Tissamaharama	-		-	-		-		-		-		-		-		-		-	
Meegoda (DEC)	35000 -	36250	-	12500 -	15000	9000 -	13000	7750 -	9000	15500 -	16000	18500 -	19500	38000 -	42500	41000 -	45000	13250 -	13700
Jaffna	37500 -	38000	-	15750 -	16500	11000 -	11750	11000 -	11500	-		-		37000 -	37500	-		14000 -	14500
Vavuniya	39000 -	40000	-	13500 -	14500	12000 -	12500	9750 -	10500	-		-		37000 -	38000	37000 -	37000	14250 -	14500
Mannar	36000 -	37500	-	12500 -	13000	9250 -	13000	8500 -	9000	-		-		40000 -	41000	-		14000 -	14250
Killinochchi	37500 -	39000	-	15000 -	16000	12000 -	13000	10000 -	11000	-		-		37500 -	39000	-		14000 -	14500
Mullattivu	39000 -	40000	-	-		11500 -	12500	11500 -	12500	-		-		42500 -	45000	-		14000 -	14750
Batticaloa	-		-	-		-		-		-		-		-		-		-	
Trincomalee	35000 -	36500	-	12750 -	13250	10000 -	10500	7750 -	8250	-		-		36000 -	37000	40000 -	42000	14500 -	14800
Galenbindunuwewa	-		-	-		-		-		-		-		-		-		-	
Matale	34000 -	37500	-	15500 -	17000	9750 -	13250	8500 -	9000	-		-		37500 -	39000	37500 -	40000	13250 -	13750

Table 05: Selected Markets: Retail Price of Subsidiary Food Crops (Rs/kg)

Week 35: 23 - 29 Aug 2024

LOCATIONS	Dried Chillies	Red Onion		Big Onion	Potato			Pulses		
	Imported	Imported	Local		Imported	Welimada	Nuwara Eliya	Green Gram	Cowpea	Red Dhal
Colombo	800.00 - 1100.00	350.00 - 450.00	340.00 - 500.00	240.00 - 320.00	200.00 - 280.00	350.00 - 450.00	410.00 - 580.00	840.00 - 1200.00	800.00 - 1200.00	290.00 - 360.00
Gampaha	940.00 - 1000.00	-	470.00 - 520.00	280.00 - 320.00	260.00 - 280.00	-	480.00 - 520.00	1060.00 - 1060.00	960.00 - 1000.00	290.00 - 360.00
Kurunegala	-	-	-	-	-	-	-	-	-	-
Nikaweratiya	800.00 - 850.00	350.00 - 400.00	-	220.00 - 300.00	200.00 - 240.00	-	-	850.00 - 900.00	900.00 - 1000.00	280.00 - 320.00
Dambulla	850.00 - 900.00	400.00 - 400.00	400.00 - 440.00	240.00 - 270.00	200.00 - 220.00	-	-	900.00 - 1000.00	850.00 - 900.00	280.00 - 285.00
Anuradhapura	850.00 - 1000.00	-	-	220.00 - 300.00	200.00 - 240.00	-	-	900.00 - 1000.00	900.00 - 1000.00	300.00 - 320.00
Thambuthhegama	800.00 - 850.00	-	380.00 - 450.00	245.00 - 320.00	250.00 - 300.00	-	-	850.00 - 900.00	930.00 - 978.00	285.00 - 290.00
Polonnaruwa	850.00 - 950.00	-	350.00 - 400.00	220.00 - 250.00	220.00 - 250.00	-	-	780.00 - 800.00	840.00 - 900.00	300.00 - 320.00
Kaluthara	-	-	-	-	-	-	-	-	-	-
Badulla	800.00 - 850.00	400.00 - 420.00	-	250.00 - 300.00	240.00 - 260.00	400.00 - 400.00	-	800.00 - 850.00	900.00 - 900.00	290.00 - 295.00
Keppetipola	850.00 - 900.00	370.00 - 380.00	380.00 - 390.00	250.00 - 320.00	240.00 - 260.00	360.00 - 400.00	-	950.00 - 980.00	950.00 - 980.00	296.00 - 308.00
Moneragala	780.00 - 800.00	-	480.00 - 500.00	240.00 - 320.00	200.00 - 260.00	400.00 - 400.00	460.00 - 460.00	800.00 - 920.00	800.00 - 900.00	300.00 - 320.00
Kegalle	780.00 - 840.00	350.00 - 400.00	-	220.00 - 300.00	210.00 - 240.00	-	480.00 - 500.00	800.00 - 900.00	850.00 - 900.00	280.00 - 340.00
Ampara	780.00 - 800.00	340.00 - 390.00	-	225.00 - 280.00	200.00 - 240.00	-	450.00 - 480.00	900.00 - 990.00	800.00 - 875.00	280.00 - 300.00
Dehiattakandiya	780.00 - 1000.00	400.00 - 400.00	350.00 - 400.00	240.00 - 300.00	200.00 - 200.00	-	420.00 - 460.00	800.00 - 900.00	900.00 - 1000.00	280.00 - 320.00
Nuwaraeliya	950.00 - 980.00	-	360.00 - 380.00	250.00 - 330.00	240.00 - 260.00	-	460.00 - 480.00	960.00 - 980.00	950.00 - 980.00	295.00 - 310.00
Kandy	840.00 - 900.00	-	500.00 - 520.00	280.00 - 300.00	220.00 - 240.00	-	480.00 - 500.00	920.00 - 1000.00	960.00 - 1000.00	295.00 - 320.00
Puttalam	790.00 - 1000.00	-	350.00 - 400.00	240.00 - 320.00	220.00 - 280.00	-	440.00 - 480.00	800.00 - 850.00	850.00 - 950.00	300.00 - 320.00
Rathnapura	900.00 - 1000.00	360.00 - 440.00	-	300.00 - 330.00	220.00 - 240.00	-	-	900.00 - 1100.00	950.00 - 1000.00	300.00 - 320.00
Hambantota	800.00 - 900.00	-	400.00 - 480.00	230.00 - 320.00	200.00 - 280.00	-	420.00 - 480.00	1000.00 - 1100.00	900.00 - 1000.00	280.00 - 320.00
Matara	850.00 - 900.00	-	340.00 - 400.00	280.00 - 295.00	200.00 - 240.00	-	440.00 - 460.00	850.00 - 1000.00	880.00 - 950.00	300.00 - 320.00
Galle	800.00 - 850.00	-	360.00 - 480.00	220.00 - 260.00	200.00 - 240.00	-	440.00 - 480.00	890.00 - 1200.00	890.00 - 1000.00	290.00 - 320.00
Tissamaharama	-	-	-	-	-	-	-	-	-	-
Meegoda (DEC)	780.00 - 800.00	-	350.00 - 400.00	250.00 - 300.00	200.00 - 240.00	-	440.00 - 480.00	780.00 - 1040.00	850.00 - 1040.00	280.00 - 310.00
Embilipitiya	800.00 - 900.00	-	350.00 - 400.00	265.00 - 280.00	210.00 - 240.00	380.00 - 400.00	-	850.00 - 960.00	880.00 - 980.00	280.00 - 300.00
Jaffna	800.00 - 850.00	-	350.00 - 370.00	250.00 - 280.00	240.00 - 270.00	-	-	800.00 - 850.00	-	300.00 - 310.00
Vavuniya	840.00 - 870.00	-	340.00 - 360.00	260.00 - 280.00	240.00 - 250.00	-	-	800.00 - 850.00	-	300.00 - 305.00
Mannar	800.00 - 900.00	-	360.00 - 380.00	220.00 - 280.00	200.00 - 220.00	-	-	850.00 - 900.00	-	300.00 - 330.00
Killinochchi	820.00 - 850.00	-	340.00 - 360.00	270.00 - 290.00	230.00 - 250.00	-	-	800.00 - 840.00	-	300.00 - 310.00
Mullaittivu	800.00 - 830.00	-	380.00 - 400.00	-	250.00 - 270.00	-	-	900.00 - 950.00	-	290.00 - 305.00
Batticaloa	-	-	-	-	-	-	-	-	-	-
Trincomalee	800.00 - 840.00	-	340.00 - 350.00	250.00 - 280.00	230.00 - 240.00	-	-	830.00 - 840.00	900.00 - 940.00	300.00 - 310.00
Hanguranketha	780.00 - 850.00	460.00 - 460.00	-	230.00 - 300.00	200.00 - 220.00	350.00 - 360.00	420.00 - 460.00	780.00 - 890.00	800.00 - 980.00	280.00 - 300.00
Veyangoda	-	-	-	-	-	-	-	-	-	-
Galenbindunuwewa	-	-	-	-	-	-	-	-	-	-
Bandarawela	850.00 - 850.00	400.00 - 400.00	-	220.00 - 300.00	200.00 - 240.00	400.00 - 400.00	-	1000.00 - 1000.00	950.00 - 950.00	300.00 - 310.00
Matale	800.00 - 850.00	-	360.00 - 400.00	220.00 - 280.00	200.00 - 220.00	-	480.00 - 520.00	780.00 - 850.00	850.00 - 900.00	280.00 - 300.00

Table 06: Selected Markets: Wholesale Price of Vegetables(Rs/kg)

Week 35: 23 - 29 Aug 2024

Locations	Butter Beans	Green Beans	Carrot	Leeks	Beetroot	Knolkhol
Colombo	-	250.00 - 350.00	150.00 - 200.00	180.00 - 230.00	80.00 - 100.00	60.00 - 100.00
Meegoda (DEC)	-	370.00 - 420.00	180.00 - 240.00	210.00 - 240.00	70.00 - 80.00	80.00 - 100.00
Dambulla (DEC)	-	250.00 - 300.00	140.00 - 180.00	200.00 - 240.00	60.00 - 110.00	45.00 - 60.00
Keppetipola (DEC)	-	300.00 - 330.00	120.00 - 150.00	180.00 - 200.00	80.00 - 100.00	50.00 - 70.00
Norochchole (DEC)	-	-	-	-	65.00 - 75.00	20.00 - 30.00
Nuwara Eliya	-	300.00 - 340.00	180.00 - 190.00	210.00 - 220.00	110.00 - 120.00	60.00 - 80.00
Kandy	-	300.00 - 330.00	160.00 - 180.00	220.00 - 230.00	70.00 - 80.00	80.00 - 90.00
Hambantota	-	350.00 - 400.00	150.00 - 240.00	250.00 - 300.00	150.00 - 160.00	100.00 - 120.00
Thambuththegama (DEC)	-	380.00 - 420.00	220.00 - 260.00	230.00 - 270.00	70.00 - 80.00	-
Jaffna	-	510.00 - 520.00	290.00 - 300.00	300.00 - 310.00	150.00 - 170.00	-
Bandarawela	-	300.00 - 340.00	140.00 - 170.00	190.00 - 230.00	-	80.00 - 90.00
Veyangoda	-	-	-	-	-	-

Locations	Raddish	Cabbage	Tomato	Ladies Fingers	Brinjal	Capsicum
Colombo	50.00 - 80.00	150.00 - 180.00	150.00 - 200.00	60.00 - 100.00	170.00 - 220.00	400.00 - 650.00
Meegoda (DEC)	80.00 - 100.00	130.00 - 190.00	170.00 - 190.00	80.00 - 100.00	180.00 - 210.00	470.00 - 520.00
Moneragala	120.00 - 140.00	200.00 - 230.00	150.00 - 200.00	100.00 - 120.00	150.00 - 200.00	600.00 - 750.00
Dambulla (DEC)	35.00 - 50.00	100.00 - 140.00	120.00 - 140.00	40.00 - 50.00	120.00 - 160.00	360.00 - 430.00
Keppetipola (DEC)	20.00 - 30.00	90.00 - 110.00	180.00 - 200.00	70.00 - 80.00	150.00 - 170.00	500.00 - 550.00
Norochchole (DEC)	25.00 - 40.00	160.00 - 180.00	-	40.00 - 60.00	120.00 - 160.00	300.00 - 400.00
Nuwara Eliya	40.00 - 50.00	130.00 - 150.00	180.00 - 220.00	80.00 - 90.00	170.00 - 180.00	540.00 - 580.00
Kandy	40.00 - 50.00	100.00 - 150.00	150.00 - 170.00	60.00 - 70.00	120.00 - 160.00	500.00 - 550.00
Hambantota	80.00 - 100.00	200.00 - 250.00	150.00 - 200.00	80.00 - 100.00	150.00 - 200.00	500.00 - 600.00
Thambuththegama (DEC)	50.00 - 60.00	180.00 - 220.00	100.00 - 140.00	30.00 - 40.00	120.00 - 170.00	430.00 - 480.00
Tissamaharama	-	-	-	-	-	-
Jaffna	80.00 - 90.00	230.00 - 240.00	200.00 - 210.00	70.00 - 80.00	160.00 - 175.00	550.00 - 570.00
Bandarawela	50.00 - 60.00	100.00 - 130.00	140.00 - 160.00	80.00 - 110.00	120.00 - 150.00	520.00 - 570.00
Veyangoda	-	-	-	-	-	-

Locations	Pumpkin	Cucumber	Bitter Gourd	Snake Gourd	Drumstick	Luffa
Colombo	70.00 - 120.00	50.00 - 80.00	100.00 - 160.00	150.00 - 220.00	60.00 - 180.00	100.00 - 200.00
Meegoda (DEC)	70.00 - 80.00	50.00 - 60.00	170.00 - 210.00	170.00 - 200.00	-	180.00 - 200.00
Moneragala	100.00 - 120.00	80.00 - 100.00	250.00 - 270.00	240.00 - 260.00	100.00 - 120.00	220.00 - 240.00
Dambulla (DEC)	60.00 - 70.00	25.00 - 30.00	90.00 - 110.00	80.00 - 110.00	45.00 - 60.00	110.00 - 130.00
Keppetipola (DEC)	100.00 - 120.00	40.00 - 50.00	160.00 - 170.00	150.00 - 160.00	100.00 - 120.00	180.00 - 200.00
Norochchole (DEC)	100.00 - 140.00	40.00 - 60.00	100.00 - 160.00	70.00 - 100.00	70.00 - 80.00	100.00 - 160.00
Nuwara Eliya	80.00 - 90.00	70.00 - 80.00	170.00 - 180.00	160.00 - 170.00	100.00 - 140.00	180.00 - 200.00
Kandy	60.00 - 70.00	50.00 - 60.00	150.00 - 160.00	100.00 - 120.00	50.00 - 100.00	150.00 - 170.00
Hambantota	90.00 - 100.00	40.00 - 60.00	150.00 - 240.00	150.00 - 240.00	80.00 - 150.00	150.00 - 200.00
Thambuththegama (DEC)	50.00 - 70.00	20.00 - 40.00	100.00 - 120.00	80.00 - 100.00	40.00 - 60.00	80.00 - 110.00
Tissamaharama	-	-	-	-	-	-
Jaffna	75.00 - 90.00	80.00 - 90.00	220.00 - 240.00	90.00 - 100.00	150.00 - 165.00	-
Bandarawela	70.00 - 80.00	60.00 - 80.00	-	-	-	-
Veyangoda	-	-	-	-	-	-

Table 06 (Contd.)

	Long Beans	Ash Plantain	Green Chillies	Lime	Sweet Potatoe	Manioc
Colombo	70.00 - 120.00	170.00 - 200.00	100.00 - 150.00	300.00 - 400.00	80.00 - 100.00	80.00 - 120.00
Meegoda (DEC)	140.00 - 200.00	200.00 - 230.00	150.00 - 180.00	270.00 - 300.00	70.00 - 80.00	100.00 - 110.00
Moneragala	160.00 - 180.00	80.00 - 100.00	-	250.00 - 300.00	140.00 - 150.00	80.00 - 90.00
Dambulla (DEC)	100.00 - 120.00	160.00 - 200.00	130.00 - 180.00	300.00 - 330.00	50.00 - 70.00	75.00 - 90.00
Keppetipola (DEC)	140.00 - 150.00	150.00 - 160.00	160.00 - 180.00	260.00 - 280.00	100.00 - 120.00	80.00 - 100.00
Norochhole (DEC)	90.00 - 120.00	-	120.00 - 150.00	-	-	70.00 - 100.00
Nuwara Eliya	150.00 - 160.00	180.00 - 190.00	180.00 - 200.00	250.00 - 260.00	110.00 - 120.00	80.00 - 90.00
Kandy	130.00 - 170.00	150.00 - 180.00	180.00 - 220.00	300.00 - 320.00	70.00 - 85.00	70.00 - 80.00
Hambantota	100.00 - 150.00	120.00 - 150.00	150.00 - 200.00	250.00 - 350.00	150.00 - 200.00	100.00 - 120.00
Thambuththegama (DEC)	100.00 - 120.00	130.00 - 180.00	120.00 - 140.00	220.00 - 250.00	50.00 - 70.00	50.00 - 60.00
Tissamaharama	-	-	-	-	-	-
Jaffna	110.00 - 120.00	160.00 - 180.00	120.00 - 130.00	360.00 - 370.00	160.00 - 175.00	200.00 - 210.00
Bandarawela	-	-	190.00 - 230.00	-	100.00 - 110.00	-
Veyangoda	-	-	-	-	-	-

Locations	Leafy Vegetables (Rs/bundle)			Coconut (Rs/nut)	
	Mukunuwenna	Kankun	Gotukola	Large	Small
Colombo	30.00 - 35.00	30.00 - 35.00	300.00 - 320.00	110.00 - 120.00	90.00 - 100.00
Meegoda (DEC)	50.00 - 60.00	50.00 - 60.00	210.00 - 240.00	115.00 - 120.00	95.00 - 100.00
Norochhole (DEC)	-	-	-	-	-
Nuwara Eliya	-	-	-	-	-
Dambulla (DEC)	25.00 - 30.00	25.00 - 25.00	120.00 - 125.00	80.00 - 85.00	65.00 - 70.00
Kandy	40.00 - 45.00	40.00 - 45.00	220.00 - 230.00	100.00 - 110.00	75.00 - 85.00
Hambantota	35.00 - 45.00	35.00 - 45.00	180.00 - 240.00	-	-
Thambuththegama (DEC)	-	-	-	85.00 - 90.00	60.00 - 65.00
Tissamaharama	-	-	-	-	-
Jaffna	65.00 - 75.00	40.00 - 45.00	120.00 - 125.00	85.00 - 95.00	50.00 - 55.00
Bandarawela	-	-	-	-	-
Veyangoda	-	-	-	-	-

Colombo, Meegoda, Norochhole, Jaffna, Dambulla and Kandy - Gotukola Price Rs/Kg

Table 07: Selected Markets: Retail Price of Vegetables (Rs/kg)

Week 35: 23 - 29 Aug 2024

LOCATIONS	Up Country Varieties																
	Butter Beans	Green Beans		Carrot		Leeks		Beetroot		Knol Khol		Raddish		Cabbage		Tomato	
Colombo	-	320.00	560.00	220.00	400.00	200.00	460.00	150.00	320.00	150.00	320.00	80.00	320.00	180.00	360.00	170.00	400.00
Gampaha	-	400.00	420.00	280.00	280.00	360.00	400.00	280.00	320.00	200.00	260.00	160.00	180.00	360.00	400.00	280.00	340.00
Kurunegala	-	-	-	-	-	-	-	-	-	-	-	-	-	-	-	-	-
Nikaweratiya	-	480.00	520.00	320.00	400.00	320.00	480.00	160.00	280.00	140.00	160.00	120.00	160.00	280.00	320.00	240.00	320.00
Dambulla	-	500.00	560.00	340.00	380.00	340.00	400.00	240.00	280.00	160.00	180.00	140.00	160.00	300.00	360.00	260.00	280.00
Anuradhapura	-	520.00	560.00	360.00	400.00	400.00	480.00	240.00	280.00	200.00	240.00	160.00	200.00	320.00	400.00	280.00	360.00
Thambuththegama	-	530.00	600.00	300.00	350.00	380.00	420.00	150.00	200.00	150.00	180.00	120.00	150.00	330.00	380.00	280.00	300.00
Polonnaruwa	-	550.00	600.00	350.00	400.00	360.00	400.00	350.00	360.00	160.00	200.00	110.00	130.00	250.00	280.00	320.00	360.00
Kaluthara	-	-	-	-	-	-	-	-	-	-	-	-	-	-	-	-	-
Badulla	-	400.00	480.00	320.00	320.00	400.00	400.00	240.00	260.00	320.00	320.00	200.00	240.00	240.00	240.00	240.00	260.00
Keppetipola	-	400.00	420.00	220.00	240.00	300.00	320.00	180.00	200.00	160.00	180.00	100.00	120.00	180.00	200.00	280.00	300.00
Moneragala	-	520.00	600.00	280.00	320.00	320.00	400.00	240.00	320.00	200.00	240.00	160.00	240.00	240.00	320.00	300.00	320.00
Kegalle	-	440.00	480.00	360.00	400.00	360.00	400.00	220.00	260.00	200.00	240.00	200.00	240.00	280.00	320.00	320.00	360.00
Ampara	-	440.00	480.00	300.00	360.00	320.00	360.00	160.00	280.00	220.00	240.00	160.00	200.00	280.00	320.00	280.00	320.00
Dehiattakandiya	-	400.00	600.00	300.00	400.00	400.00	400.00	150.00	200.00	140.00	200.00	120.00	140.00	240.00	300.00	180.00	280.00
Nuwareliya	-	450.00	480.00	280.00	300.00	320.00	340.00	220.00	240.00	180.00	200.00	120.00	140.00	250.00	260.00	300.00	320.00
Kandy	-	450.00	480.00	300.00	320.00	400.00	450.00	140.00	160.00	160.00	200.00	140.00	160.00	200.00	280.00	260.00	300.00
Puttalam	-	480.00	600.00	300.00	400.00	320.00	400.00	200.00	300.00	200.00	300.00	150.00	200.00	300.00	400.00	250.00	400.00
Hambantota	-	400.00	460.00	250.00	350.00	320.00	450.00	200.00	280.00	150.00	240.00	100.00	150.00	300.00	350.00	200.00	250.00
Rathnapura	-	400.00	420.00	280.00	320.00	320.00	350.00	200.00	230.00	180.00	200.00	150.00	180.00	260.00	320.00	240.00	280.00
Matara	-	360.00	420.00	320.00	360.00	320.00	400.00	240.00	320.00	160.00	180.00	120.00	200.00	320.00	400.00	300.00	340.00
Galle	-	480.00	560.00	350.00	380.00	360.00	400.00	240.00	280.00	200.00	260.00	160.00	220.00	340.00	400.00	240.00	360.00
Tissamaharama	-	-	-	-	-	-	-	-	-	-	-	-	-	-	-	-	-
Meegoda (DEC)	-	440.00	480.00	320.00	400.00	360.00	400.00	200.00	240.00	160.00	240.00	160.00	240.00	300.00	360.00	300.00	320.00
Embilipitiya	-	400.00	480.00	300.00	400.00	320.00	400.00	240.00	300.00	150.00	200.00	100.00	140.00	280.00	320.00	180.00	240.00
Jaffna	-	550.00	600.00	320.00	380.00	350.00	380.00	180.00	220.00	-	-	120.00	150.00	260.00	300.00	240.00	280.00
Vavuniya	-	760.00	800.00	380.00	400.00	380.00	400.00	290.00	310.00	-	-	190.00	200.00	290.00	310.00	290.00	320.00
Mannar	-	600.00	640.00	320.00	360.00	400.00	450.00	200.00	250.00	-	-	150.00	160.00	320.00	360.00	300.00	340.00
Killinochchi	-	760.00	800.00	380.00	420.00	380.00	420.00	280.00	320.00	-	-	200.00	220.00	280.00	320.00	280.00	320.00
Mullaittivu	-	600.00	650.00	400.00	420.00	450.00	480.00	200.00	250.00	-	-	150.00	180.00	250.00	320.00	270.00	320.00
Batticaloa	-	-	-	-	-	-	-	-	-	-	-	-	-	-	-	-	-
Trincomalee	-	670.00	700.00	350.00	380.00	380.00	420.00	-	-	200.00	220.00	180.00	200.00	340.00	360.00	300.00	340.00
Hanguranketha	-	320.00	380.00	220.00	260.00	240.00	280.00	100.00	140.00	90.00	100.00	50.00	70.00	160.00	200.00	160.00	190.00
Veyangoda	-	-	-	-	-	-	-	-	-	-	-	-	-	-	-	-	-
Galenbindunuwewa	-	-	-	-	-	-	-	-	-	-	-	-	-	-	-	-	-
Bandarawela	-	450.00	480.00	300.00	320.00	300.00	320.00	200.00	260.00	160.00	180.00	100.00	140.00	200.00	240.00	240.00	260.00
Matale	-	480.00	520.00	320.00	360.00	320.00	400.00	200.00	240.00	200.00	240.00	140.00	160.00	240.00	280.00	280.00	320.00

Table 07 (Contd.)

LOCATIONS	Low Country Varieties										
	Ladies Fingers	Brinjal	Capsicum	Pumpkin	Cucumber	Bitter Gourd	Snake Gourd	Drumstick	Luffa	Long Beans	
Colombo	180.00 - 320.00	210.00 - 480.00	520.00 - 1000.00	150.00 - 320.00	100.00 - 240.00	200.00 - 480.00	200.00 - 400.00	100.00 - 460.00	120.00 - 420.00	180.00 - 400.00	
Gampaha	200.00 - 240.00	340.00 - 400.00	780.00 - 800.00	240.00 - 300.00	120.00 - 200.00	320.00 - 380.00	240.00 - 300.00	360.00 - 400.00	370.00 - 400.00	240.00 - 320.00	
Kurunegala	-	-	-	-	-	-	-	-	-	-	
Nikaweratiya	160.00 - 200.00	240.00 - 260.00	520.00 - 600.00	160.00 - 240.00	80.00 - 120.00	220.00 - 320.00	160.00 - 200.00	100.00 - 200.00	160.00 - 240.00	200.00 - 200.00	
Dambulla	120.00 - 160.00	200.00 - 240.00	600.00 - 700.00	160.00 - 180.00	100.00 - 140.00	260.00 - 300.00	200.00 - 260.00	120.00 - 150.00	260.00 - 280.00	240.00 - 260.00	
Anuradhapura	160.00 - 180.00	280.00 - 320.00	600.00 - 680.00	200.00 - 240.00	140.00 - 160.00	240.00 - 280.00	200.00 - 240.00	200.00 - 280.00	200.00 - 320.00	280.00 - 320.00	
Thambuththegama	100.00 - 120.00	280.00 - 320.00	600.00 - 650.00	150.00 - 180.00	100.00 - 120.00	220.00 - 250.00	200.00 - 220.00	100.00 - 120.00	200.00 - 250.00	200.00 - 250.00	
Polonnaruwa	150.00 - 180.00	240.00 - 280.00	630.00 - 680.00	220.00 - 250.00	160.00 - 180.00	320.00 - 350.00	180.00 - 220.00	350.00 - 380.00	240.00 - 280.00	250.00 - 280.00	
Kaluthara	-	-	-	-	-	-	-	-	-	-	
Badulla	240.00 - 240.00	240.00 - 320.00	800.00 - 1000.00	240.00 - 260.00	240.00 - 260.00	320.00 - 400.00	320.00 - 320.00	200.00 - 240.00	320.00 - 400.00	320.00 - 320.00	
Keppetipola	160.00 - 180.00	260.00 - 280.00	660.00 - 680.00	180.00 - 200.00	80.00 - 100.00	250.00 - 280.00	250.00 - 260.00	200.00 - 220.00	260.00 - 280.00	240.00 - 260.00	
Moneragala	160.00 - 240.00	200.00 - 320.00	600.00 - 800.00	160.00 - 200.00	140.00 - 200.00	320.00 - 400.00	280.00 - 320.00	200.00 - 240.00	300.00 - 320.00	240.00 - 320.00	
Kegalle	200.00 - 240.00	280.00 - 320.00	660.00 - 700.00	160.00 - 200.00	120.00 - 160.00	320.00 - 360.00	280.00 - 320.00	200.00 - 240.00	280.00 - 320.00	240.00 - 280.00	
Ampara	220.00 - 320.00	220.00 - 300.00	620.00 - 720.00	160.00 - 240.00	120.00 - 200.00	260.00 - 360.00	220.00 - 360.00	280.00 - 280.00	300.00 - 340.00	220.00 - 280.00	
Dehiattakandiya	200.00 - 200.00	200.00 - 260.00	800.00 - 800.00	100.00 - 120.00	100.00 - 100.00	200.00 - 260.00	280.00 - 300.00	200.00 - 200.00	300.00 - 300.00	200.00 - 260.00	
Nuwaraeliya	180.00 - 200.00	280.00 - 300.00	680.00 - 700.00	200.00 - 220.00	180.00 - 200.00	280.00 - 300.00	260.00 - 280.00	180.00 - 220.00	300.00 - 320.00	250.00 - 260.00	
Kandy	140.00 - 160.00	200.00 - 240.00	700.00 - 750.00	120.00 - 140.00	120.00 - 140.00	260.00 - 300.00	200.00 - 240.00	160.00 - 200.00	240.00 - 300.00	300.00 - 320.00	
Puttalam	120.00 - 200.00	250.00 - 300.00	600.00 - 800.00	200.00 - 240.00	100.00 - 160.00	240.00 - 350.00	250.00 - 300.00	140.00 - 300.00	320.00 - 400.00	200.00 - 300.00	
Rathnapura	150.00 - 200.00	280.00 - 320.00	700.00 - 780.00	200.00 - 200.00	100.00 - 140.00	250.00 - 320.00	250.00 - 280.00	160.00 - 200.00	220.00 - 280.00	240.00 - 260.00	
Hambantota	120.00 - 150.00	200.00 - 280.00	600.00 - 700.00	110.00 - 130.00	80.00 - 120.00	240.00 - 320.00	200.00 - 300.00	150.00 - 230.00	200.00 - 280.00	200.00 - 220.00	
Matara	160.00 - 220.00	280.00 - 320.00	600.00 - 720.00	120.00 - 200.00	100.00 - 140.00	240.00 - 400.00	240.00 - 360.00	100.00 - 140.00	240.00 - 320.00	240.00 - 320.00	
Galle	160.00 - 240.00	280.00 - 360.00	600.00 - 700.00	180.00 - 240.00	120.00 - 180.00	320.00 - 400.00	260.00 - 280.00	200.00 - 360.00	300.00 - 360.00	200.00 - 260.00	
Tissamaharama	-	-	-	-	-	-	-	-	-	-	
Meegoda (DEC)	160.00 - 240.00	280.00 - 360.00	600.00 - 800.00	160.00 - 200.00	120.00 - 160.00	240.00 - 320.00	320.00 - 320.00	-	280.00 - 320.00	240.00 - 320.00	
Embilipitiya	140.00 - 200.00	280.00 - 320.00	520.00 - 580.00	180.00 - 240.00	100.00 - 120.00	280.00 - 400.00	240.00 - 300.00	120.00 - 140.00	280.00 - 320.00	240.00 - 300.00	
Jaffna	100.00 - 150.00	180.00 - 220.00	600.00 - 640.00	100.00 - 140.00	100.00 - 140.00	260.00 - 300.00	120.00 - 160.00	200.00 - 250.00	-	160.00 - 200.00	
Vavuniya	220.00 - 250.00	300.00 - 350.00	750.00 - 780.00	180.00 - 200.00	150.00 - 170.00	420.00 - 450.00	140.00 - 160.00	190.00 - 200.00	200.00 - 230.00	190.00 - 210.00	
Mannar	240.00 - 250.00	240.00 - 260.00	600.00 - 650.00	200.00 - 220.00	160.00 - 200.00	300.00 - 360.00	200.00 - 250.00	160.00 - 200.00	-	200.00 - 220.00	
Killinochchi	200.00 - 240.00	340.00 - 360.00	780.00 - 820.00	200.00 - 230.00	150.00 - 170.00	440.00 - 460.00	150.00 - 170.00	200.00 - 230.00	-	200.00 - 230.00	
Mullaittivu	200.00 - 260.00	280.00 - 320.00	600.00 - 700.00	120.00 - 180.00	140.00 - 160.00	450.00 - 480.00	220.00 - 320.00	180.00 - 240.00	-	180.00 - 240.00	
Batticaloa	-	-	-	-	-	-	-	-	-	-	
Trincomalee	270.00 - 300.00	340.00 - 360.00	780.00 - 820.00	210.00 - 230.00	160.00 - 180.00	380.00 - 420.00	190.00 - 220.00	280.00 - 300.00	220.00 - 240.00	260.00 - 290.00	
Hanguranketha	100.00 120.00	180.00 220.00	540.00 580.00	100.00 120.00	100.00 120.00	180.00 200.00	200.00 250.00	120.00 180.00	220.00 280.00	180.00 240.00	
Veyangoda	-	-	-	-	-	-	-	-	-	-	
Galenbindunuwewa	-	-	-	-	-	-	-	-	-	-	
Bandarawela	200.00 - 220.00	200.00 - 240.00	600.00 - 800.00	180.00 - 200.00	100.00 - 120.00	300.00 - 340.00	300.00 - 320.00	220.00 - 240.00	240.00 - 260.00	240.00 - 260.00	
Matale	120.00 - 160.00	240.00 - 320.00	600.00 - 800.00	120.00 - 160.00	120.00 - 160.00	240.00 - 320.00	240.00 - 280.00	160.00 - 200.00	240.00 - 280.00	160.00 - 200.00	

Table 07 (Contd.)

LOCATIONS	Low Country Varieties					Leafy Vegetable			Coconut (Rs/nut)	
	Ash Plantain	Green Chillies	Lime	Sweet Potato	Manioc	Mukunuwenna	Kankun	Gotukola	Large	Small
Colombo	220.00 - 400.00	220.00 - 600.00	400.00 - 800.00	120.00 - 320.00	150.00 - 250.00	50.00 - 80.00	50.00 - 100.00	100.00 - 150.00	120.00 - 150.00	100.00 - 120.00
Gampaha	360.00 - 400.00	400.00 - 500.00	600.00 - 700.00	240.00 - 260.00	200.00 - 220.00	70.00 - 70.00	70.00 - 70.00	90.00 - 100.00	-	80.00 - 80.00
Kurunegala	-	-	-	-	-	-	-	-	-	-
Nikaweratiya	240.00 - 320.00	300.00 - 440.00	350.00 - 400.00	150.00 - 160.00	100.00 - 160.00	50.00 - 50.00	50.00 - 50.00	150.00 - 150.00	100.00 - 120.00	75.00 - 90.00
Dambulla	280.00 - 300.00	400.00 - 500.00	400.00 - 500.00	160.00 - 180.00	180.00 - 200.00	50.00 - 60.00	50.00 - 60.00	50.00 - 50.00	100.00 - 120.00	80.00 - 85.00
Anuradhapura	240.00 - 320.00	400.00 - 600.00	500.00 - 600.00	200.00 - 320.00	200.00 - 240.00	50.00 - 60.00	50.00 - 60.00	50.00 - 60.00	110.00 - 130.00	80.00 - 100.00
Thambuththegama	300.00 - 350.00	250.00 - 300.00	450.00 - 450.00	150.00 - 160.00	150.00 - 180.00	-	-	-	110.00 - 110.00	90.00 - 95.00
Polonnaruwa	220.00 - 260.00	360.00 - 400.00	560.00 - 600.00	150.00 - 180.00	130.00 - 160.00	50.00 - 60.00	50.00 - 50.00	50.00 - 50.00	115.00 - 120.00	100.00 - 110.00
Kaluthara	-	-	-	-	-	-	-	-	-	-
Badulla	240.00 - 240.00	600.00 - 650.00	750.00 - 800.00	160.00 - 160.00	160.00 - 160.00	80.00 - 80.00	80.00 - 80.00	100.00 - 100.00	120.00 - 120.00	100.00 - 110.00
Keppetipola	250.00 - 260.00	320.00 - 360.00	380.00 - 420.00	200.00 - 220.00	160.00 - 180.00	50.00 - 60.00	50.00 - 60.00	40.00 - 50.00	118.00 - 120.00	105.00 - 110.00
Moneragala	180.00 - 200.00	400.00 - 500.00	400.00 - 440.00	180.00 - 200.00	100.00 - 120.00	50.00 - 60.00	50.00 - 60.00	60.00 - 80.00	100.00 - 120.00	70.00 - 80.00
Kegalle	280.00 - 320.00	350.00 - 400.00	520.00 - 550.00	200.00 - 240.00	160.00 - 200.00	70.00 - 80.00	70.00 - 80.00	40.00 - 50.00	110.00 - 120.00	95.00 - 100.00
Ampara	200.00 - 220.00	350.00 - 400.00	500.00 - 600.00	160.00 - 240.00	120.00 - 140.00	60.00 - 60.00	60.00 - 60.00	80.00 - 90.00	100.00 - 110.00	80.00 - 90.00
Dehiattakandiya	200.00 - 250.00	400.00 - 600.00	800.00 - 800.00	180.00 - 200.00	100.00 - 150.00	50.00 - 70.00	50.00 - 70.00	50.00 - 70.00	95.00 - 100.00	70.00 - 85.00
Nuwareliya	300.00 - 320.00	340.00 - 380.00	350.00 - 400.00	240.00 - 260.00	160.00 - 180.00	50.00 - 70.00	50.00 - 70.00	40.00 - 60.00	117.00 - 120.00	105.00 - 110.00
Kandy	280.00 - 300.00	400.00 - 450.00	600.00 - 650.00	160.00 - 180.00	140.00 - 160.00	50.00 - 60.00	50.00 - 60.00	40.00 - 45.00	120.00 - 130.00	85.00 - 95.00
Puttalam	200.00 - 280.00	250.00 - 400.00	350.00 - 480.00	200.00 - 300.00	150.00 - 200.00	50.00 - 60.00	50.00 - 60.00	90.00 - 120.00	110.00 - 130.00	85.00 - 100.00
Rathnapura	200.00 - 300.00	600.00 - 600.00	400.00 - 600.00	150.00 - 180.00	120.00 - 160.00	80.00 - 80.00	80.00 - 80.00	100.00 - 100.00	130.00 - 140.00	90.00 - 110.00
Hambanthota	200.00 - 240.00	250.00 - 320.00	400.00 - 500.00	220.00 - 240.00	150.00 - 240.00	50.00 - 60.00	50.00 - 60.00	80.00 - 100.00	120.00 - 130.00	100.00 - 110.00
Matara	240.00 - 320.00	200.00 - 260.00	400.00 - 600.00	160.00 - 180.00	100.00 - 140.00	60.00 - 60.00	60.00 - 60.00	100.00 - 110.00	120.00 - 130.00	80.00 - 100.00
Galle	240.00 - 280.00	300.00 - 400.00	500.00 - 600.00	160.00 - 240.00	160.00 - 220.00	50.00 - 60.00	50.00 - 60.00	80.00 - 80.00	100.00 - 120.00	85.00 - 95.00
Tissamaharama	-	-	-	-	-	-	-	-	-	-
Meegoda (DEC)	320.00 - 400.00	320.00 - 400.00	400.00 - 600.00	160.00 - 240.00	140.00 - 160.00	80.00 - 80.00	80.00 - 80.00	100.00 - 100.00	120.00 - 130.00	100.00 - 110.00
Embilipitiya	200.00 - 280.00	300.00 - 360.00	450.00 - 500.00	160.00 - 200.00	120.00 - 150.00	60.00 - 80.00	60.00 - 70.00	90.00 - 120.00	100.00 - 120.00	70.00 - 90.00
Jaffna	200.00 - 250.00	150.00 - 200.00	400.00 - 450.00	200.00 - 250.00	240.00 - 260.00	80.00 - 90.00	50.00 - 60.00	50.00 - 60.00	110.00 - 125.00	60.00 - 65.00
Vavuniya	230.00 - 240.00	190.00 - 220.00	390.00 - 420.00	240.00 - 260.00	240.00 - 260.00	60.00 - 70.00	60.00 - 70.00	60.00 - 70.00	100.00 - 110.00	80.00 - 90.00
Mannar	300.00 - 320.00	450.00 - 500.00	400.00 - 500.00	180.00 - 200.00	180.00 - 200.00	50.00 - 60.00	50.00 - 60.00	50.00 - 60.00	90.00 - 100.00	60.00 - 70.00
Killinochchi	230.00 - 250.00	200.00 - 230.00	400.00 - 440.00	240.00 - 260.00	230.00 - 250.00	60.00 - 65.00	50.00 - 55.00	45.00 - 50.00	100.00 - 120.00	60.00 - 70.00
Mullaittivu	200.00 - 250.00	200.00 - 240.00	400.00 - 450.00	250.00 - 280.00	200.00 - 250.00	50.00 - 60.00	50.00 - 60.00	40.00 - 60.00	90.00 - 110.00	70.00 - 85.00
Batticaloa	-	-	-	-	-	-	-	-	-	-
Trincomalee	280.00 300.00	280.00 320.00	450.00 480.00	250.00 270.00	220.00 240.00	60.00 65.00	70.00 75.00	50.00 55.00	110.00 120.00	74.00 76.00
Hanguranketha	220.00 - 220.00	300.00 - 450.00	340.00 - 400.00	140.00 - 160.00	130.00 - 150.00	35.00 - 50.00	40.00 - 50.00	35.00 - 50.00	115.00 - 120.00	105.00 - 110.00
Veyangoda	-	-	-	-	-	-	-	-	-	-
Galenbindunuwewa	-	-	-	-	-	-	-	-	-	-
Bandarawela	220.00 - 260.00	600.00 - 620.00	600.00 - 800.00	200.00 - 260.00	150.00 - 170.00	70.00 - 80.00	70.00 - 80.00	90.00 - 100.00	120.00 - 130.00	90.00 - 100.00
Matale	240.00 - 280.00	350.00 - 400.00	400.00 - 600.00	160.00 - 180.00	160.00 - 200.00	50.00 - 60.00	50.00 - 60.00	50.00 - 70.00	100.00 - 110.00	75.00 - 90.00

Table 08: Selected Markets: Retail Price of Fruits (Rs/each & Rs/kg)

Week 35: 23 - 29 Aug 2024

LOCATIONS	Banana					Pineapple			Mango	
	Ambul (Rs/kg)	Kolikuttu (Rs/kg)	Seeni (Rs/kg)	Anamalu	Ambun	Large	Medium	Small	Betti	Karthakolomban
Colombo	180.00 - 280.00	400.00 - 560.00	180.00 - 280.00	40.00 - 54.00	56.00 - 76.00	600.00 - 700.00	500.00 - 560.00	300.00 - 460.00	-	-
Gampaha	220.00 - 230.00	380.00 - 400.00	180.00 - 220.00	-	60.00 - 60.00	500.00 - 580.00	380.00 - 450.00	310.00 - 360.00	-	-
Kurunegala	-	-	-	-	-	-	-	-	-	-
Nikaweratiya	200.00 - 250.00	450.00 - 500.00	200.00 - 220.00	-	63.00 - 71.00	-	450.00 - 500.00	400.00 - 430.00	-	-
Dambulla	200.00 - 240.00	480.00 - 500.00	200.00 - 220.00	-	58.00 - 62.00	650.00 - 700.00	500.00 - 550.00	200.00 - 250.00	-	-
Anuradhapura	180.00 - 260.00	460.00 - 580.00	180.00 - 240.00	30.00 - 35.00	45.00 - 50.00	800.00 - 850.00	600.00 - 750.00	400.00 - 550.00	-	-
Thambuththegama	240.00 - 250.00	500.00 - 550.00	180.00 - 220.00	-	65.00 - 70.00	600.00 - 600.00	500.00 - 550.00	-	-	-
Polonnaruwa	250.00 - 270.00	480.00 - 520.00	150.00 - 180.00	40.00 - 46.00	45.00 - 48.00	850.00 - 900.00	500.00 - 550.00	350.00 - 380.00	-	-
Kaluthara	-	-	-	-	-	-	-	-	-	-
Badulla	200.00 - 240.00	-	160.00 - 160.00	16.00 - 18.00	28.00 - 30.00	-	500.00 - 600.00	-	-	-
Keppetipola	180.00 - 200.00	450.00 - 460.00	160.00 - 170.00	35.00 - 38.00	48.00 - 53.00	-	500.00 - 520.00	400.00 - 420.00	-	-
Moneragala	150.00 - 160.00	350.00 - 400.00	100.00 - 120.00	20.00 - 25.00	28.00 - 35.00	900.00 - 900.00	-	-	-	-
Kegalle	190.00 - 220.00	550.00 - 600.00	200.00 - 220.00	20.00 - 25.00	25.00 - 28.00	650.00 - 750.00	450.00 - 550.00	200.00 - 250.00	-	-
Ampara	170.00 - 200.00	400.00 - 480.00	120.00 - 130.00	28.00 - 30.00	40.00 - 45.00	-	500.00 - 550.00	-	-	-
Dehiattakandiya	220.00 - 230.00	450.00 - 500.00	200.00 - 220.00	-	45.00 - 55.00	650.00 - 800.00	500.00 - 600.00	380.00 - 470.00	-	-
Nuwaraeliya	220.00 - 240.00	450.00 - 460.00	190.00 - 200.00	38.00 - 40.00	56.00 - 60.00	700.00 - 750.00	560.00 - 580.00	-	-	-
Kandy	220.00 - 250.00	500.00 - 550.00	180.00 - 220.00	25.00 - 30.00	40.00 - 50.00	700.00 - 750.00	400.00 - 450.00	250.00 - 350.00	-	-
Puttalam	180.00 - 200.00	400.00 - 500.00	150.00 - 200.00	30.00 - 35.00	35.00 - 40.00	700.00 - 800.00	-	-	-	-
Rathnapura	200.00 - 250.00	400.00 - 500.00	200.00 - 250.00	25.00 - 28.00	40.00 - 50.00	-	490.00 - 560.00	350.00 - 400.00	-	-
Hambantota	180.00 - 200.00	400.00 - 450.00	160.00 - 200.00	-	42.00 - 42.00	600.00 - 650.00	460.00 - 520.00	420.00 - 420.00	-	-
Matara	200.00 - 230.00	400.00 - 420.00	160.00 - 180.00	25.00 - 26.00	40.00 - 42.00	750.00 - 800.00	630.00 - 680.00	350.00 - 400.00	-	-
Galle	200.00 - 240.00	480.00 - 550.00	200.00 - 240.00	28.00 - 33.00	35.00 - 38.00	700.00 - 720.00	550.00 - 600.00	-	-	-
Tissamaharama	-	-	-	-	-	-	-	-	-	-
Meegoda (DEC)	180.00 - 220.00	400.00 - 450.00	200.00 - 220.00	42.00 - 50.00	50.00 - 60.00	650.00 - 730.00	520.00 - 560.00	400.00 - 450.00	-	-
Embilipitiya	140.00 - 160.00	340.00 - 400.00	140.00 - 160.00	30.00 - 40.00	30.00 - 40.00	-	500.00 - 550.00	350.00 - 450.00	-	-
Jaffna	200.00 - 260.00	300.00 - 350.00	140.00 - 180.00	-	-	700.00 - 720.00	600.00 - 650.00	470.00 - 500.00	-	-
Vavuniya	220.00 - 250.00	420.00 - 450.00	180.00 - 200.00	40.00 - 45.00	-	750.00 - 800.00	650.00 - 700.00	550.00 - 600.00	-	-
Mannar	180.00 - 220.00	360.00 - 400.00	180.00 - 200.00	32.00 - 36.00	-	700.00 - 750.00	600.00 - 650.00	500.00 - 550.00	-	-
Killinochchi	240.00 - 260.00	440.00 - 460.00	170.00 - 190.00	36.00 - 38.00	-	800.00 - 850.00	650.00 - 700.00	550.00 - 600.00	-	-
Mullaittivu	200.00 - 250.00	450.00 - 480.00	200.00 - 250.00	50.00 - 55.00	55.00 - 60.00	-	-	320.00 - 350.00	-	-
Batticaloa	-	-	-	-	-	-	-	-	-	-
Trincomalee	240.00 - 250.00	440.00 - 450.00	180.00 - 190.00	-	-	840.00 - 860.00	720.00 - 740.00	580.00 - 620.00	-	-
Veyangoda	-	-	-	-	-	-	-	-	-	-
Galenbindunuwewa	-	-	-	-	-	-	-	-	-	-
Bandarawela	200.00 - 240.00	450.00 - 500.00	160.00 - 180.00	20.00 - 25.00	30.00 - 35.00	600.00 - 600.00	500.00 - 500.00	480.00 - 480.00	-	-
Matale	200.00 - 220.00	450.00 - 550.00	200.00 - 220.00	36.00 - 38.00	45.00 - 50.00	650.00 - 700.00	480.00 - 550.00	300.00 - 350.00	-	-

Table 08 (Contd.)

LOCATIONS	Mango		Other Fruits									
	Vilad	Kohu	Papaw (Rs/kg)	Passion	Wood Apple	Orange	Avocado	Slime Apple	Grapes (Rs/kg)	King Coconut		
Colombo	-	-	160.00 - 280.00	60.00 - 100.00	25.00 - 80.00	130.00 - 160.00	100.00 - 200.00	100.00 - 160.00	1700.00 - 2500.00	160.00 - 200.00		
Gampaha	-	-	200.00 - 240.00	-	36.00 - 50.00	150.00 - 150.00	100.00 - 115.00	100.00 - 100.00	2000.00 - 2300.00	100.00 - 120.00		
Kurunegala	-	-	-	-	-	-	-	-	-	-		
Nikaweratiya	-	-	180.00 - 200.00	-	20.00 - 20.00	-	75.00 - 100.00	80.00 - 80.00	2500.00 - 2500.00	150.00 - 200.00		
Dambulla	-	-	200.00 - 240.00	30.00 - 35.00	25.00 - 30.00	80.00 - 100.00	80.00 - 100.00	60.00 - 80.00	2500.00 - 2600.00	150.00 - 160.00		
Anuradhapura	-	-	180.00 - 250.00	-	40.00 - 60.00	-	85.00 - 100.00	100.00 - 130.00	2500.00 - 2600.00	150.00 - 200.00		
Thambuththegama	-	-	200.00 - 220.00	65.00 - 70.00	35.00 - 45.00	-	70.00 - 80.00	-	2000.00 - 2200.00	120.00 - 150.00		
Polonnaruwa	-	-	250.00 - 280.00	35.00 - 40.00	40.00 - 55.00	-	50.00 - 80.00	50.00 - 60.00	2500.00 - 2600.00	150.00 - 200.00		
Kaluthara	-	-	-	-	-	-	-	-	-	-		
Badulla	-	-	250.00 - 260.00	50.00 - 60.00	20.00 - 30.00	-	-	40.00 - 50.00	2400.00 - 2500.00	200.00 - 200.00		
Keppetipola	-	-	230.00 - 250.00	45.00 - 50.00	32.00 - 35.00	120.00 - 140.00	30.00 - 36.00	36.00 - 40.00	2700.00 - 2800.00	150.00 - 160.00		
Moneragala	-	-	180.00 - 200.00	40.00 - 50.00	30.00 - 40.00	100.00 - 120.00	50.00 - 60.00	80.00 - 130.00	2500.00 - 2700.00	140.00 - 150.00		
Kegalle	-	-	180.00 - 200.00	-	40.00 - 60.00	80.00 - 100.00	80.00 - 90.00	50.00 - 80.00	2400.00 - 2500.00	140.00 - 160.00		
Ampara	-	-	170.00 - 220.00	-	-	-	50.00 - 56.00	-	2300.00 - 2400.00	140.00 - 150.00		
Dehiattakandiya	-	-	200.00 - 220.00	-	40.00 - 50.00	-	60.00 - 100.00	50.00 - 70.00	2500.00 - 2800.00	120.00 - 150.00		
Nuwaraeliya	-	-	220.00 - 250.00	55.00 - 65.00	35.00 - 45.00	130.00 - 140.00	35.00 - 45.00	65.00 - 70.00	2600.00 - 2700.00	160.00 - 170.00		
Kandy	-	-	180.00 - 200.00	40.00 - 45.00	30.00 - 40.00	100.00 - 110.00	60.00 - 80.00	50.00 - 60.00	2000.00 - 2500.00	160.00 - 180.00		
Puttalam	-	-	160.00 - 250.00	-	20.00 - 30.00	-	70.00 - 100.00	60.00 - 60.00	2500.00 - 2800.00	-		
Hambantota	-	-	160.00 - 230.00	40.00 - 42.00	18.00 - 20.00	-	85.00 - 100.00	60.00 - 80.00	2200.00 - 2300.00	120.00 - 130.00		
Rathnapura	-	-	200.00 - 250.00	-	30.00 - 40.00	-	60.00 - 75.00	60.00 - 85.00	2000.00 - 2200.00	140.00 - 160.00		
Matara	-	-	200.00 - 220.00	45.00 - 56.00	30.00 - 40.00	100.00 - 120.00	40.00 - 50.00	100.00 - 130.00	2000.00 - 2000.00	140.00 - 160.00		
Galle	-	-	200.00 - 260.00	65.00 - 75.00	30.00 - 40.00	-	60.00 - 75.00	80.00 - 80.00	2000.00 - 2800.00	120.00 - 130.00		
Tissamaharama	-	-	-	-	-	-	-	-	-	-		
Meegoda (DEC)	-	-	180.00 - 200.00	-	30.00 - 40.00	-	40.00 - 50.00	50.00 - 73.00	1700.00 - 2200.00	130.00 - 160.00		
Embilipitiya	-	-	170.00 - 220.00	20.00 - 25.00	20.00 - 30.00	120.00 - 140.00	70.00 - 100.00	40.00 - 50.00	2400.00 - 2700.00	160.00 - 180.00		
Jaffna	-	-	140.00 - 160.00	60.00 - 80.00	60.00 - 70.00	-	100.00 - 120.00	-	2500.00 - 2600.00	150.00 - 170.00		
Vavuniya	-	-	200.00 - 220.00	40.00 - 45.00	40.00 - 42.00	-	80.00 - 100.00	-	2300.00 - 2400.00	200.00 - 220.00		
Mannar	-	-	180.00 - 200.00	60.00 - 70.00	20.00 - 25.00	90.00 - 120.00	80.00 - 100.00	120.00 - 150.00	2500.00 - 2600.00	200.00 - 220.00		
Killinochchi	-	-	190.00 - 210.00	-	45.00 - 50.00	-	80.00 - 100.00	-	2300.00 - 2400.00	200.00 - 210.00		
Mullaittivu	-	-	200.00 - 250.00	-	60.00 - 65.00	-	-	-	2600.00 - 2800.00	150.00 - 180.00		
Batticaloa	-	-	-	-	-	-	-	-	-	-		
Trincomalee	-	-	190.00 - 200.00	94.00 - 95.00	40.00 - 50.00	84.00 - 85.00	118.00 - 120.00	-	2430.00 - 2450.00	190.00 - 200.00		
Veyangoda	-	-	-	-	-	-	-	-	-	-		
Galenbindunuwewa	-	-	-	-	-	-	-	-	-	-		
Bandarawela	-	-	200.00 - 220.00	40.00 - 50.00	40.00 - 50.00	-	50.00 - 70.00	-	2200.00 - 2300.00	180.00 - 200.00		
Matale	-	-	180.00 - 200.00	50.00 - 60.00	30.00 - 35.00	80.00 - 80.00	50.00 - 60.00	60.00 - 80.00	2500.00 - 2600.00	140.00 - 150.00		

Table 09: Selected Markets: Wholesale Price of Fresh Fish & Eggs (Rs/kg & Rs/egg)

Week 35: 23 - 29 Aug 2024

Locations	Sea Fish					
	Salaya	Hurulla	Balaya	Kelawalla	Thora	Paraw
Colombo	250.00 - 350.00	750.00 - 900.00	650.00 - 1000.00	950.00 - 1300.00	1900.00 - 2600.00	1250.00 - 1400.00
Kandy	380.00 - 400.00	750.00 - 800.00	800.00 - 900.00	1300.00 - 1400.00	1800.00 - 2000.00	1250.00 - 1350.00
Kaluthara	-	-	-	-	-	-
Puttalam	-	-	-	-	-	-
Matara	300.00 - 350.00	-	700.00 - 800.00	1200.00 - 1400.00	-	-
Hambantota	250.00 - 300.00	650.00 - 750.00	800.00 - 880.00	1000.00 - 1200.00	-	-
Galle	-	-	700.00 - 780.00	1000.00 - 1100.00	-	-
Batticaloa	-	-	-	-	-	-
Trincomalee	350.00 - 400.00	950.00 - 1000.00	1000.00 - 1100.00	1900.00 - 1950.00	2000.00 - 2100.00	1740.00 - 1782.00
Mannar	300.00 - 320.00	-	750.00 - 780.00	-	-	1200.00 - 1300.00

Locations	Sea Fish				Eggs	
	Mora	Shrimps	Thalapath	Teppeli	Brown	White
Colombo	1100.00 - 1350.00	1750.00 - 1850.00	1600.00 - 2400.00	-	45.00 - 47.00	42.00 - 44.00
Kandy	1200.00 - 1250.00	1650.00 - 1800.00	1700.00 - 1900.00	-	42.00 - 44.00	40.00 - 42.00
Kaluthara	-	-	-	-	-	-
Puttalam	-	-	-	-	-	-
Matara	-	1700.00 - 1800.00	1500.00 - 1600.00	-	44.00 - 45.00	36.00 - 38.00
Hambantota	-	1900.00 - 1950.00	-	-	-	45.00 - 46.00
Galle	-	-	-	-	40.00 - 44.00	41.00 - 43.00
Batticaloa	-	-	-	-	-	-
Trincomalee	1850.00 - 1900.00	1050.00 - 1080.00	-	-	44.00 - 46.00	43.00 - 44.00
Mannar	1800.00 - 1900.00	1300.00 - 1400.00	-	-	46.00 - 47.00	44.00 - 45.00

Table 10: Selected Markets: Wholesale Price of Dried Fish (Rs/50kg)

Week 35: 23 - 29 Aug 2024

Locations	Local Dried Fish					
	Sprats	Kattawa	Thora	Mora	Balaya	Anguluwa
Colombo	60000 - 67500	-	-	85000 - 92500	50000 - 60000	-
Kandy	70000 - 75000	-	-	87500 - 90000	50000 - 55000	57500 - 60000
Batticaloa	-	-	-	-	-	-
Trincomalee	55000 - 56000	-	-	-	52000 - 53000	43500 - 44000
Mannar	47500 - 50000	80000 - 105000	-	80000 - 85000	50000 - 52500	37500 - 40000

Locations	Local Dried Fish			Imported Dried Fish		
	Maduwa	Koduwa	Salaya	Sprats	Kattawa	Thora
Colombo	60000 - 70000	-	20000 - 25000	40000 - 47500	62500 - 70000	-
Kandy	70000 - 71250	-	25000 - 27500	42500 - 45000	70000 - 72500	-
Batticaloa	-	-	-	-	-	-
Trincomalee	49000 - 50000	-	28000 - 29000	43750 - 44000	98700 - 99000	-
Mannar	57500 - 60000	-	32500 - 35000	52500 - 55000	-	-

Locations	Imported Dried Fish					
	Mora	Balaya	Anguluwa	Maduwa	Koduwa	Salaya
Colombo	-	-	70000 - 75000	-	-	-
Kandy	-	-	-	-	-	-
Batticaloa	-	-	-	-	-	-
Trincomalee	-	-	-	-	-	-
Mannar	-	-	-	-	-	-

Table 11: Selected Markets: Retail Price of Fresh Fish & Eggs (Rs/kg & Rs/eggs)

Week 35: 23 - 29 Aug 2024

LOCATIONS	Sea Fish										Eggs									
	Salaya		Hurulla		Balaya		Kelawalla		Thora		Paraw		Mora		Thalapath		Brown		White	
Colombo	400.00 - 640.00	900.00 - 1100.00	1000.00 - 1200.00	1350.00 - 3000.00	2400.00 - 4600.00	1400.00 - 2800.00	1300.00 - 1600.00	2000.00 - 3200.00	45.00 - 47.00	44.00 - 45.00										
Gampaha	400.00 - 600.00	800.00 - 800.00	-	-	3000.00 - 3000.00	-	-	2800.00 - 2800.00	47.00 - 50.00	46.00 - 48.00										
Kurunegala	-	-	-	-	-	-	-	-	-	-										
Nikaweratiya	500.00 - 600.00	800.00 - 900.00	800.00 - 1000.00	1400.00 - 2000.00	-	1400.00 - 1500.00	1800.00 - 1800.00	2400.00 - 2400.00	42.00 - 43.00	43.00 - 45.00										
Dambulla	500.00 - 560.00	900.00 - 1000.00	900.00 - 1100.00	1800.00 - 2000.00	-	1600.00 - 1800.00	1700.00 - 1800.00	2200.00 - 2300.00	44.00 - 45.00	42.00 - 43.00										
Anuradhapura	500.00 - 600.00	950.00 - 1000.00	900.00 - 1000.00	1900.00 - 2000.00	2400.00 - 2600.00	-	1600.00 - 1800.00	2300.00 - 2500.00	45.00 - 45.00	44.00 - 45.00										
Thambuththegama	400.00 - 500.00	1000.00 - 1000.00	800.00 - 800.00	2400.00 - 2400.00	3000.00 - 3000.00	1600.00 - 1600.00	2000.00 - 2000.00	3000.00 - 3000.00	46.00 - 47.00	45.00 - 46.00										
Polonnaruwa	500.00 - 550.00	900.00 - 950.00	1400.00 - 1500.00	1700.00 - 1800.00	2500.00 - 2600.00	1500.00 - 1600.00	1500.00 - 1600.00	2200.00 - 2400.00	46.00 - 47.00	40.00 - 45.00										
Kaluthara	-	-	-	-	-	-	-	-	-	-										
Badulla	400.00 - 500.00	850.00 - 900.00	1400.00 - 1400.00	1800.00 - 1900.00	2600.00 - 2600.00	1400.00 - 1600.00	1600.00 - 1600.00	2400.00 - 2400.00	47.00 - 50.00	44.00 - 47.00										
Keppetipola	450.00 - 460.00	-	1100.00 - 1200.00	1700.00 - 1800.00	-	1300.00 - 1400.00	-	2100.00 - 2200.00	42.00 - 44.00	39.00 - 42.00										
Moneragala	500.00 - 600.00	-	900.00 - 1050.00	2200.00 - 2400.00	2400.00 - 2600.00	2000.00 - 2400.00	-	2400.00 - 2600.00	44.00 - 46.00	43.00 - 45.00										
Kegalle	500.00 - 600.00	1100.00 - 1200.00	1300.00 - 1450.00	2400.00 - 2500.00	-	1800.00 - 2000.00	1600.00 - 1750.00	2600.00 - 2700.00	47.00 - 50.00	43.00 - 45.00										
Ampara	600.00 - 600.00	800.00 - 900.00	-	-	-	-	-	-	40.00 - 45.00	40.00 - 45.00										
Dehiattakandiya	400.00 - 500.00	900.00 - 900.00	-	-	-	-	-	-	43.00 - 45.00	40.00 - 43.00										
Nuwaraeliya	480.00 - 500.00	-	1200.00 - 1300.00	1600.00 - 1700.00	-	1300.00 - 1400.00	-	2350.00 - 2400.00	42.00 - 45.00	40.00 - 43.00										
Kandy	480.00 - 500.00	900.00 - 1000.00	1100.00 - 1200.00	1900.00 - 2000.00	2500.00 - 2700.00	1600.00 - 1700.00	1500.00 - 1600.00	2300.00 - 2400.00	46.00 - 48.00	45.00 - 47.00										
Puttalam	500.00 - 500.00	800.00 - 900.00	700.00 - 800.00	-	-	1400.00 - 1400.00	-	-	43.00 - 45.00	43.00 - 45.00										
Hambantota	350.00 - 400.00	800.00 - 850.00	1700.00 - 1700.00	1900.00 - 2000.00	-	-	-	-	-	47.00 - 48.00										
Rathnapura	450.00 - 600.00	800.00 - 950.00	1000.00 - 1000.00	1800.00 - 2000.00	2400.00 - 2800.00	1400.00 - 2200.00	1600.00 - 1800.00	2300.00 - 2600.00	44.00 - 47.00	43.00 - 46.00										
Matara	500.00 - 600.00	-	1400.00 - 1600.00	1900.00 - 2000.00	-	-	-	2300.00 - 2400.00	45.00 - 47.00	38.00 - 42.00										
Galle	450.00 - 500.00	800.00 - 900.00	1000.00 - 1200.00	2000.00 - 2200.00	2200.00 - 2400.00	1600.00 - 1800.00	-	2400.00 - 2500.00	44.00 - 45.00	42.00 - 50.00										
Tissamaharama	-	-	-	-	-	-	-	-	-	-										
Meegoda	480.00 - 600.00	900.00 - 900.00	-	2400.00 - 2400.00	2650.00 - 2650.00	-	-	3200.00 - 3300.00	45.00 - 46.00	43.00 - 45.00										
Embilipitiya	500.00 - 550.00	800.00 - 850.00	1400.00 - 1500.00	2250.00 - 2300.00	2450.00 - 2500.00	1600.00 - 1700.00	-	2400.00 - 2450.00	40.00 - 43.00	40.00 - 43.00										
Jaffna	400.00 - 450.00	1000.00 - 1100.00	840.00 - 900.00	-	2500.00 - 2600.00	2000.00 - 2100.00	2500.00 - 2600.00	-	43.00 - 45.00	43.00 - 45.00										
Vavuniya	600.00 - 650.00	1000.00 - 1150.00	1200.00 - 1300.00	2400.00 - 2500.00	2400.00 - 2500.00	1600.00 - 1700.00	2000.00 - 2150.00	-	45.00 - 46.00	43.00 - 45.00										
Mannar	400.00 - 500.00	-	900.00 - 1000.00	-	-	1400.00 - 1500.00	2400.00 - 2500.00	-	47.00 - 49.00	46.00 - 47.00										
Killinochchi	400.00 - 450.00	800.00 - 850.00	900.00 - 950.00	-	-	1500.00 - 1600.00	-	-	-	45.00 - 46.00										
Mullaitivu	400.00 - 600.00	850.00 - 1000.00	-	-	2200.00 - 2300.00	1500.00 - 1800.00	-	-	-	43.00 - 47.00										
Batticaloa	-	-	-	-	-	-	-	-	-	-										
Trincomalee	550.00 - 580.00	1150.00 - 1200.00	1250.00 - 1300.00	2260.00 - 2340.00	2400.00 - 2450.00	1940.00 - 1960.00	2000.00 - 2100.00	-	46.00 - 48.00	45.00 - 46.00										
Veyangoda	-	-	-	-	-	-	-	-	-	-										
Galenbindunuwewa	-	-	-	-	-	-	-	-	-	-										
Bandarawela	550.00 - 580.00	800.00 - 900.00	1350.00 - 1400.00	2000.00 - 2000.00	-	1800.00 - 1850.00	1400.00 - 1500.00	2200.00 - 2300.00	43.00 - 46.00	42.00 - 45.00										
Matale	600.00 - 650.00	950.00 - 1000.00	1100.00 - 1200.00	2000.00 - 2100.00	2600.00 - 2700.00	1600.00 - 1700.00	1500.00 - 1600.00	2200.00 - 2300.00	47.00 - 48.00	44.00 - 45.00										

Table 12: Selected Markets: Retail Price of Dried Fish (Rs/kg)

Week 35: 23 - 29 Aug 2024

LOCATIONS	Dried Fish													
	Sprats-Imported		Kattawa		Thora		Mora		Balaya		Anguluwa		Salaya	
Colombo	1000.00	1200.00	2000.00	2200.00	-	-	2000.00	2600.00	1400.00	1800.00	1800.00	2400.00	900.00	1000.00
Gampaha	1000.00	1040.00	2000.00	2200.00	3800.00	4000.00	2300.00	2400.00	1400.00	1800.00	2000.00	2400.00	800.00	880.00
Kurunegala	-	-	-	-	-	-	-	-	-	-	-	-	-	-
Nikaweratiya	1000.00	1120.00	1800.00	1800.00	-	-	2000.00	2200.00	1200.00	1400.00	1400.00	2000.00	600.00	600.00
Dambulla	950.00	1000.00	2000.00	2300.00	-	-	2200.00	2300.00	1200.00	1400.00	1600.00	1800.00	-	-
Anuradhapura	1000.00	1200.00	2000.00	2400.00	-	-	2000.00	2400.00	1200.00	1600.00	1800.00	2000.00	600.00	800.00
Thambuththegama	1100.00	1200.00	1800.00	1900.00	-	-	2000.00	2200.00	1200.00	1300.00	1200.00	1250.00	600.00	650.00
Polonnaruwa	1100.00	1300.00	1800.00	2000.00	-	-	2100.00	2200.00	1100.00	1200.00	-	-	-	-
Kaluthara	-	-	-	-	-	-	-	-	-	-	-	-	-	-
Badulla	1000.00	1100.00	2000.00	2200.00	-	-	2000.00	2200.00	1000.00	1200.00	1500.00	2000.00	-	-
Keppetipola	950.00	1100.00	2300.00	2340.00	-	-	2260.00	2300.00	1350.00	1360.00	2260.00	2280.00	860.00	880.00
Moneragala	1100.00	1200.00	1800.00	2000.00	-	-	2000.00	2300.00	1400.00	1450.00	1800.00	2000.00	800.00	840.00
Kegalle	960.00	1100.00	1850.00	2100.00	-	-	2000.00	2200.00	1200.00	1300.00	-	-	-	-
Ampara	1000.00	1200.00	1800.00	2200.00	-	-	2000.00	2200.00	1200.00	1400.00	1100.00	1200.00	600.00	800.00
Dehiattakandiya	1000.00	1200.00	1800.00	2400.00	-	-	2200.00	2600.00	1200.00	1600.00	1200.00	1600.00	-	-
Nuwareliya	960.00	1160.00	2350.00	2400.00	-	-	2280.00	2350.00	1360.00	1400.00	2350.00	2380.00	840.00	860.00
Kandy	1100.00	1300.00	2100.00	2200.00	-	-	2300.00	2400.00	1500.00	1600.00	2000.00	2100.00	800.00	850.00
Puttalam	1050.00	1200.00	-	-	-	-	1900.00	2200.00	1000.00	1200.00	1100.00	1200.00	600.00	600.00
Hambantota	1200.00	1200.00	2000.00	2000.00	-	-	-	-	1200.00	1400.00	2000.00	2000.00	-	-
Rathnapura	1040.00	1200.00	1800.00	2100.00	-	-	1960.00	2200.00	1200.00	1400.00	2000.00	2100.00	-	-
Matara	1000.00	1200.00	1800.00	2000.00	-	-	1900.00	2000.00	1400.00	1500.00	1900.00	2000.00	-	-
Galle	1000.00	1300.00	2000.00	2400.00	-	-	2000.00	2400.00	1200.00	1800.00	1800.00	2400.00	600.00	700.00
Tissamaharama	-	-	-	-	-	-	-	-	-	-	-	-	-	-
Meegoda	1000.00	1200.00	1800.00	2400.00	-	-	2000.00	2200.00	1200.00	1500.00	1800.00	2000.00	600.00	800.00
Embilipitiya	950.00	1300.00	2000.00	2200.00	-	-	2000.00	2250.00	1300.00	1600.00	2000.00	2250.00	650.00	800.00
Jaffna	950.00	1100.00	2200.00	2400.00	3100.00	3250.00	2150.00	2300.00	1280.00	1350.00	1200.00	1300.00	-	-
Vavuniya	-	-	1800.00	1900.00	-	-	2000.00	2150.00	1000.00	1150.00	1200.00	1300.00	600.00	700.00
Mannar	1050.00	1100.00	1800.00	2400.00	-	-	1800.00	1900.00	1100.00	1200.00	900.00	950.00	750.00	850.00
Killinochchi	1000.00	1100.00	2400.00	2500.00	-	-	2400.00	2500.00	1400.00	1500.00	1050.00	1100.00	800.00	900.00
Mullaittivu	1150.00	1250.00	1900.00	2200.00	-	-	-	-	-	-	-	-	650.00	800.00
Batticaloa	-	-	-	-	-	-	-	-	-	-	-	-	-	-
Trincomalee	1060.00	1100.00	2340.00	2360.00	-	-	-	-	1240.00	1260.00	1080.00	1150.00	730.00	750.00
Veyangoda	-	-	-	-	-	-	-	-	-	-	-	-	-	-
Galenbindunuwewa	-	-	-	-	-	-	-	-	-	-	-	-	-	-
Bandarawela	1000.00	1200.00	2300.00	2300.00	-	-	2000.00	2200.00	1400.00	1500.00	1600.00	1700.00	800.00	900.00
Matale	1000.00	1300.00	2300.00	2400.00	-	-	2100.00	2200.00	1500.00	1600.00	2000.00	2200.00	700.00	750.00

Table 13: Selected Markets: Retail Price of Meat (Rs/kg)

Week 35: 23 - 29 Aug 2024

LOCATIONS	Meat	Meat (Chicken)		Meat	
	Beef	Broiler	Curry	Mutton	Pork
Colombo	2500.00 - 2600.00	1100.00 - 1260.00	1100.00 - 1450.00	3300.00 - 3600.00	1300.00 - 1500.00
Gampaha	-	1180.00 - 1190.00	1500.00 - 1500.00	3500.00 - 3500.00	1200.00 - 1200.00
Kurunegala	-	-	-	-	-
Nikaweratiya	2100.00 - 2200.00	1020.00 - 1180.00	-	-	1280.00 - 1280.00
Dambulla	-	1150.00 - 1200.00	-	-	1400.00 - 1500.00
Anuradhapura	2300.00 - 2400.00	1150.00 - 1200.00	1250.00 - 1400.00	-	1300.00 - 1400.00
Thambuththegama	-	1050.00 - 1100.00	1300.00 - 1400.00	-	1500.00 - 1500.00
Polonnaruwa	2100.00 - 2200.00	1150.00 - 1200.00	1280.00 - 1300.00	3000.00 - 3100.00	1700.00 - 1700.00
Kaluthara	-	-	-	-	-
Badulla	2100.00 - 2100.00	1200.00 - 1350.00	-	2900.00 - 2900.00	-
Keppetipola	2100.00 - 2200.00	1180.00 - 1200.00	1280.00 - 1300.00	3000.00 - 3100.00	-
Moneragala	2300.00 - 2300.00	1250.00 - 1350.00	1600.00 - 1650.00	3000.00 - 3000.00	1500.00 - 1600.00
Kegalle	2300.00 - 2300.00	1180.00 - 1290.00	-	3100.00 - 3100.00	1450.00 - 1550.00
Ampara	-	1050.00 - 1050.00	-	-	1650.00 - 1700.00
Dehiattakandiya	-	1180.00 - 1200.00	-	-	1290.00 - 1500.00
Nuwaraeliya	2200.00 - 2300.00	1150.00 - 1240.00	1280.00 - 1300.00	3200.00 - 3300.00	1450.00 - 1500.00
Kandy	2200.00 - 2200.00	1000.00 - 1000.00	1150.00 - 1200.00	3000.00 - 3100.00	1350.00 - 1400.00
Puttalam	2400.00 - 2400.00	1200.00 - 1200.00	1500.00 - 1500.00	3600.00 - 3600.00	-
Hambantota	-	1280.00 - 1300.00	1250.00 - 1250.00	-	-
Rathnapura	2400.00 - 2400.00	1120.00 - 1190.00	1300.00 - 1400.00	3200.00 - 3200.00	1300.00 - 1300.00
Matara	-	1200.00 - 1220.00	-	-	-
Galle	2300.00 - 2400.00	1200.00 - 1250.00	-	3300.00 - 3400.00	-
Tissamaharama	-	-	-	-	-
Meegoda	-	1120.00 - 1200.00	1100.00 - 1100.00	-	1250.00 - 1250.00
Embilipitiya	2150.00 - 2200.00	1000.00 - 1100.00	1150.00 - 1250.00	2900.00 - 3000.00	1350.00 - 1500.00
Jaffna	2000.00 - 2100.00	1200.00 - 1250.00	1500.00 - 1550.00	3450.00 - 3600.00	-
Vavuniya	2000.00 - 2150.00	1350.00 - 1400.00	1500.00 - 1600.00	2950.00 - 3100.00	-
Mannar	2000.00 - 2200.00	1180.00 - 1250.00	1650.00 - 1700.00	-	-
Killinochchi	2000.00 - 2050.00	1250.00 - 1300.00	1650.00 - 1700.00	3400.00 - 3500.00	-
Mullaittivu	1700.00 - 1750.00	1300.00 - 1350.00	-	-	-
Batticaloa	-	-	-	-	-
Trincomalee	2130.00 - 2150.00	1200.00 - 1250.00	1860.00 - 1900.00	3460.00 - 3500.00	-
Veyangoda	-	-	-	-	-
Galenbindunuwewa	-	-	-	-	-
Bandarawela	-	1200.00 - 1250.00	1500.00 - 1600.00	2800.00 - 2800.00	-
Matale	2000.00 - 2200.00	1100.00 - 1160.00	1350.00 - 1400.00	2900.00 - 3000.00	1400.00 - 1600.00

Table 14: Colombo: Wholesale Prices (Rs/kg or Rs/piece)
Week 35: 23 - 29 Aug 2024

COMMODITY	Range	Average Price			Change Compared to		COMMODITY	Range	Average Price			Change Compared to	
		This Week	Last Week	Last Year	Last Week (%)	Last Year (%)			This Week	Last Week	Last Year	Last Week (%)	Last Year (%)
<u>Rice</u>													
Local							<u>Coconut</u>						
Samba 1	230.00 - 235.00	231.50	230.83	217.00	0.29	6.68	Large	110.00 - 120.00	115.00	111.00	92.50	3.60	24.32
Samba 2	220.00 - 225.00	222.86	222.50	210.00	0.16	6.12	Small	90.00 - 100.00	97.00	95.00	77.50	2.11	25.16
Keeri Samba	240.00 - 300.00	270.00	270.00	268.00	0.00	0.75	<u>Fruits (Rs/fruit)</u>						
Nadu 1	210.00 - 220.00	215.10	211.67	198.50	1.62	8.36	<u>Plantain</u>						
Nadu 2	207.00 - 210.00	208.17	206.33	187.50	0.89	11.02	Ambul (Rs/kg)	150.00 - 200.00	173.33	176.67	231.67	-1.89	-25.18
Raw (Red)	190.00 - 205.00	197.50	191.67	162.00	3.04	21.91	Kolikuttu (Rs/kg)	340.00 - 400.00	365.00	335.00	545.83	8.96	-33.13
Raw (White)	200.00 - 210.00	205.00	201.50	191.60	1.74	6.99	Seeni (Rs/kg)	120.00 - 170.00	146.67	133.64	141.67	9.75	3.53
Imported							Anamalu						
Samba	275.00 - 280.00	277.00	276.67	-	0.12	-	Ambun	30.00 - 36.00	34.57	33.83	29.46	2.18	17.34
Nadu	-	-	-	-	-	-	Papaw(Rs/kg)	35.00 - 45.00	39.67	38.83	34.91	2.15	13.63
Raw (Red)	-	-	-	-	-	-	Passion Fruit	80.00 - 170.00	132.50	127.50	250.00	3.92	-47.00
Raw (White)	-	-	-	-	-	-	Pineapple Large	55.00 - 65.00	60.00	48.75	31.50	23.08	90.48
<u>Dried Chillies</u>							Pineapple Medium						
Imported	650.00 - 800.00	737.50	745.00	1026.00	-1.01	-28.12	Pineapple Small	450.00 - 500.00	467.50	537.50	940.00	-13.02	-50.27
<u>Onion</u>							Mango						
Sinnan	160.00 - 200.00	185.00	180.00	215.00	2.78	-13.95	Betti	340.00 - 400.00	362.50	437.50	834.44	-17.14	-56.56
Vedalan	260.00 - 320.00	291.43	288.75	279.00	0.93	4.45	Karthakolomban	280.00 - 300.00	286.67	291.25	636.67	-1.57	-54.97
Imported	-	-	-	-	-	-	Vilad	100.00 - 120.00	105.00	110.00	113.33	-4.55	-7.35
<u>Big Onion</u>							Kohu						
Imported	180.00 - 260.00	220.00	209.38	160.00	5.07	37.50	<u>Other</u>						
Local							Wood Apple						
<u>Potato</u>							Orange						
Welimada	260.00 - 310.00	285.00	350.00	262.31	-18.57	8.65	Avocado	14.00 - 20.00	16.33	20.67	29.27	-20.97	-44.20
N'Eliya	320.00 - 380.00	345.83	390.00	300.50	-11.32	15.09	Slime Apple	80.00 - 130.00	104.44	90.00	51.91	16.05	101.21
Imported	150.00 - 300.00	197.50	167.78	203.64	17.72	-3.01	Grapes (Imp., Rs/kg)	70.00 - 120.00	86.43	87.50	74.67	-1.22	15.75
<u>Pulses</u>							King Coconut						
Green Gram	750.00 - 800.00	775.83	787.50	934.00	-1.48	-16.93	280.00 - 160.00	142.22	130.00	122.50	9.40	16.10	
Cowpea (White)	750.00 - 800.00	775.71	783.33	921.00	-0.97	-15.77	<u>Sea Fish</u>						
Cowpea (Red)	700.00 - 750.00	722.86	738.33	937.00	-2.10	-22.85	Salaya	250.00 - 350.00	300.00	269.17	357.00	11.46	-15.97
Red Dhal	265.00 - 275.00	268.57	268.57	289.50	0.00	-7.23	Hurulla	750.00 - 900.00	798.57	583.33	656.00	36.90	21.73
<u>Vegetable</u>							Balaya						
Beans (Butter)	-	-	-	-	-	-	Kelawalla	650.00 - 1000.00	795.38	740.00	745.45	7.48	6.70
Beans(Green)	250.00 - 350.00	300.00	327.00	300.00	-8.26	0.00	Thora	950.00 - 1300.00	1150.00	1187.50	1260.00	-3.16	-8.73
Carrot	150.00 - 200.00	172.00	178.00	277.00	-3.37	-37.91	Paraw	1900.00 - 2600.00	2225.00	2380.77	2190.00	-6.54	1.60
Leeks	180.00 - 230.00	202.00	249.00	91.00	-18.88	121.98	Mora	1250.00 - 1400.00	1300.83	1241.67	1208.00	4.77	7.68
Beetroot	80.00 - 100.00	89.00	138.00	102.14	-35.51	-12.87	Shrimps	1100.00 - 1350.00	1216.67	1218.75	1048.00	-0.17	16.09
Knolkhol	60.00 - 100.00	80.00	95.00	74.00	-15.79	8.11	Thalapat	1750.00 - 1850.00	1804.17	1929.17	1783.00	-6.48	1.19
Raddish	50.00 - 80.00	63.00	68.00	54.00	-7.35	16.67	<u>Eggs</u>						
Cabbage	150.00 - 180.00	165.00	178.00	115.00	-7.30	43.48	Brown	45.00 - 47.00	45.88	41.63	44.88	10.21	2.23
Tomato	150.00 - 200.00	171.00	164.00	104.00	4.27	64.42	White	42.00 - 44.00	43.25	38.94	43.25	11.08	0.00
Ladies Fingers	60.00 - 100.00	86.00	82.00	89.00	4.88	-3.37	<u>Dried Fish</u>						
Brinjal	170.00 - 220.00	204.00	194.00	241.00	5.15	-15.35	Sprats	1200.00 - 1350.00	1278.33	1348.33	1938.00	-5.19	-34.04
Capsicum	400.00 - 650.00	545.00	520.00	212.00	4.81	157.08	Sprats (Imported)	800.00 - 950.00	873.33	855.83	933.33	2.04	-6.43
Pumpkin	70.00 - 120.00	90.00	137.00	67.00	-34.31	34.33	Kattawa	-	-	-	-	-	-
Cucumber	50.00 - 80.00	64.00	49.23	88.00	30.00	-27.27	Kattawa (Imported)	1250.00 - 1400.00	1317.50	1299.17	1517.00	1.41	-13.15
Bitter Gourd	100.00 - 160.00	131.00	135.00	200.00	-2.96	-34.50	Thora	-	-	-	-	-	-
Snake Gourd	150.00 - 220.00	184.00	177.00	122.00	3.95	50.82	Thora (Imported)	-	-	-	-	-	-
Drumstick	60.00 - 180.00	114.62	100.00	185.45	14.62	-38.20	Mora	1700.00 - 1850.00	1777.50	1727.50	1686.00	2.89	5.43
Luffa	100.00 - 200.00	150.00	170.00	135.00	-11.76	11.11	Mora (Imported)	-	-	-	-	-	-
Long Beans	70.00 - 120.00	92.00	157.00	132.00	-41.40	-30.30	Balaya	1000.00 - 1200.00	1101.67	1079.17	1062.00	2.08	3.74
Ash Plantain	170.00 - 200.00	188.00	180.00	162.00	4.44	16.05	Balaya (Imported)	-	-	-	-	-	-
Green Chillies	100.00 - 150.00	124.00	184.00	550.00	-32.61	-77.45	Anguluwa	-	-	-	-	-	-
Lime	300.00 - 400.00	350.00	390.00	870.00	-10.26	-59.77	Anguluwa (Imported)	1400.00 - 1500.00	1481.54	1427.50	1451.11	3.79	2.10
<u>Root Crops</u>							Maduwa						
Sweet Potato	80.00 - 100.00	92.00	104.44	101.00	-11.91	-8.91	Maduwa (Imported)	1200.00 - 1400.00	1298.18	1285.83	1413.00	0.96	-8.13
Manioc	80.00 - 120.00	95.56	100.00	138.89	-4.44	-31.20	Koduwa	-	-	-	-	-	-
<u>Leafy Vegetable</u>							Koduwa (Imported)						
Mukunuwenna	30.00 - 35.00	32.50	32.50	45.00	0.00	-27.78	Salaya	400.00 - 500.00	443.33	462.50	525.00	-4.14	-15.56
Kankun	30.00 - 35.00	32.50	32.50	45.00	0.00	-27.78	Salaya (Imported)	-	-	-	-	-	-
Gotukola (Rs/kg)	300.00 - 320.00	310.00	310.00	290.00	0.00	6.90							

This Week: Week 35: 23 - 29 Aug 2024
 Last Week: Week 34: 16 - 22 Aug 2024

Table 16: Farmgate/Producer Prices of Food Commodities in Selected Producing Areas (Rs/kg)

Week 35: 23 - 29 Aug 2024

COMMODITY	Range	Average Price	COMMODITY	Range	Average Price	COMMODITY	Range	Average Price
Paddy			Vegetable (Up Country)			Snake Gourd		
Short Grain			Beans			Dambulla	76.00 - 95.00	87.40
A'pura	115.00 - 118.00	116.20	Dambulla	240.00 - 270.00	254.00	Hambantota	130.00 - 140.00	135.00
P'haruwa	100.00 - 118.00	109.00	Welimada	270.00 - 290.00	282.00	Embilipitiya	150.00 - 170.00	160.00
Kalawewa	116.00 - 120.00	117.50	Badulla	200.00 - 240.00	222.50	Matara	-	
Kurunegala	-		Carrot			A'pura	100.00 - 120.00	108.00
Dehiattakandiya	113.00 - 123.00	116.67	N'eliya	155.00 - 165.00	159.00	Luffa		
Nikaweratiya	120.00 - 125.00	122.40	Welimada	95.00 - 105.00	101.00	Dambulla	90.00 - 110.00	103.00
Ampara	115.00 - 116.00	115.67	Hanguranketha	-		Hambantota	120.00 - 130.00	125.00
Long Grain (White)			Leeks			Embilipitiya	160.00 - 170.00	165.00
A'pura	117.00 - 122.00	119.00	N'eliya	170.00 - 190.00	182.00	Matara	-	
P'haruwa	109.00 - 126.00	117.33	Welimada	150.00 - 165.00	159.00	A'pura	100.00 - 120.00	108.00
Kalawewa	117.00 - 125.00	120.40	Beetroot			Green Chillies		
Kurunegala	-		N'eliya	70.00 - 90.00	79.00	Dambulla	145.00 - 167.50	154.50
Dehiattakandiya	119.00 - 123.00	120.67	Dambulla	67.00 - 86.00	79.00	Hambantota	120.00 - 150.00	133.33
Embilipitiya	-		Kurunegala	-		Embilipitiya	200.00 - 220.00	210.00
Nikaweratiya	125.00 - 127.00	126.00	Welimada	55.00 - 65.00	61.00	Puttalam	-	
Hambantota	-		Hanguranketha	-		A'pura	220.00 - 260.00	236.00
Ampara	115.00 - 116.00	115.33	Knol Khol			Pumpkin		
Long Grain (Red)			N'eliya	35.00 - 45.00	40.00	Dambulla	55.00 - 67.00	60.80
Matara	118.00 - 120.00	119.25	Welimada	30.00 - 35.00	33.00	Hambantota	-	
Hambantota	115.00 - 120.00	118.33	Hanguranketha	-		Embilipitiya	90.00 - 100.00	95.00
Embilipitiya	120.00 - 122.00	120.75	Raddish			Matara	60.00 - 75.00	67.50
Keeri Samba			N'eliya	25.00 - 35.00	31.00	A'pura	80.00 - 100.00	88.00
A'pura	115.00 - 120.00	117.00	Welimada	14.00 - 16.00	14.80	Moneragala	120.00 - 130.00	125.00
P'haruwa	106.00 - 122.00	114.17	Hambantota	-		Cucumber		
Kalawewa	-		Hanguranketha	-		A'pura	40.00 - 50.00	44.00
Kurunegala	-		Cabbage			Dambulla	25.00 - 30.00	26.60
Dehiattakandiya	118.00 - 125.00	121.00	N'eliya	90.00 - 110.00	102.00	Hambantota	20.00 - 25.00	22.50
Red Onion			Welimada	60.00 - 75.00	69.00	Matara	25.00 - 30.00	27.00
Puttalam	-		Badulla	-		Long Beans		
Jaffna	280.00 - 320.00	302.00	Hanguranketha	-		Dambulla	86.00 - 110.00	97.20
Big Onion			Tomato			Hambantota	-	
Dambulla	200.00 - 225.00	215.00	Welimada	140.00 - 160.00	148.00	Embilipitiya	130.00 - 150.00	142.50
Kalawewa	-		Hambantota	120.00 - 140.00	130.00	Matara	120.00 - 140.00	128.75
A'pura	-		Dambulla	115.00 - 130.00	122.00	A'pura	140.00 - 160.00	148.00
Potato			Hanguranketha	-		Ash Plantain		
N'eliya	320.00 - 330.00	324.00	Vegetable (Low Country)			Hambantota	-	
Badulla	-		Ladies Fingers			Embilipitiya	140.00 - 150.00	146.25
Welimada	230.00 - 245.00	236.00	A'pura	60.00 - 70.00	64.00	Matara	115.00 - 130.00	122.50
Pulses			Dambulla	35.00 - 48.00	42.60	Lime		
Green Gram			Hambantota	50.00 - 70.00	60.00	Hambantota	-	
Hambantota	-		Embilipitiya	90.00 - 100.00	93.75	Embilipitiya	300.00 - 320.00	306.00
Moneragala	600.00 - 650.00	620.00	Matara	60.00 - 75.00	66.25	Moneragala	200.00 - 220.00	208.00
Embilipitiya	670.00 - 700.00	683.33	Brinjal			Fruits (Rs/kg)		
Nikaweratiya	550.00 - 600.00	587.50	A'pura	160.00 - 180.00	168.00	Banana		
A'pura	600.00 - 650.00	620.00	Dambulla	120.00 - 140.00	131.00	Ambul		
Cowpea			Hambantota	130.00 - 140.00	135.00	Moneragala	80.00 - 90.00	84.00
Hambantota	-		Embilipitiya	160.00 - 180.00	172.50	Embilipitiya	30.00 - 40.00	35.00
Nikaweratiya	750.00 - 800.00	783.33	Matara	160.00 - 200.00	177.50	Hambantota	110.00 - 120.00	115.00
Moneragala	600.00 - 650.00	620.00	Welimada	125.00 - 135.00	131.00	Kolikuttu		
Embilipitiya	700.00 - 720.00	710.00	Capsicum			Moneragala	230.00 - 270.00	246.00
Maize			Badulla	-		Embilipitiya	110.00 - 130.00	118.00
A'pura	-		Welimada	450.00 - 480.00	460.00	Hambantota	280.00 - 300.00	290.00
Kalawewa	-		Bitter Gourd			Papaw		
Gingelly			A'pura	140.00 - 160.00	148.00	Moneragala	90.00 - 100.00	94.00
A'pura	500.00 - 520.00	508.00	Dambulla	90.00 - 100.00	95.00	Embilipitiya	70.00 - 80.00	77.00
Kalawewa	-		Hambantota	-		Hambantota	140.00 - 150.00	145.00
Black Gram			Embilipitiya	180.00 - 260.00	216.00	Pineapple		
A'pura	-		Matara	130.00 - 180.00	155.00	Divulapitiya	-	
Kalawewa	-							

CROP	PELIYAGODA	MAHARAGAMA	KIRULAPONE	NUGEGODA	NARAHENPITA	DEMATAGODA	THOTALANGA	KADAWATHA	KIRIBATHGODA
<u>Rice</u>									
Local									
Samba 1	230.00 - 245.00	230.00 - 260.00	230.00 - 260.00	230.00 - 260.00	230.00 - 250.00	230.00 - 245.00	230.00 - 260.00	230.00 - 250.00	230.00 - 260.00
Samba 2	-	-	-	-	-	-	-	-	-
Keeri Samba	300.00 - 330.00	260.00 - 325.00	260.00 - 300.00	260.00 - 300.00	260.00 - 330.00	260.00 - 300.00	260.00 - 330.00	260.00 - 280.00	300.00 - 330.00
Nadu 1	220.00 - 220.00	220.00 - 225.00	220.00 - 230.00	220.00 - 230.00	220.00 - 230.00	220.00 - 230.00	220.00 - 230.00	220.00 - 220.00	220.00 - 230.00
Nadu 2	-	-	-	-	-	-	-	-	-
Raw (Red)	200.00 - 220.00	200.00 - 210.00	200.00 - 210.00	200.00 - 210.00	204.00 - 220.00	200.00 - 220.00	210.00 - 220.00	205.00 - 207.00	200.00 - 220.00
Raw (White)	210.00 - 220.00	210.00 - 220.00	210.00 - 220.00	210.00 - 220.00	210.00 - 220.00	210.00 - 220.00	210.00 - 220.00	210.00 - 220.00	210.00 - 220.00
Imported									
Samba	290.00 - 300.00	310.00 - 320.00	290.00 - 320.00	300.00 - 310.00	320.00 - 320.00	295.00 - 300.00	300.00 - 300.00	290.00 - 295.00	300.00 - 320.00
Nadu	-	-	-	-	-	-	-	-	-
Raw (Red)	-	-	-	-	-	-	-	-	-
Raw (White)	-	-	-	-	-	-	-	-	-
<u>Dried Chillies</u>									
Imported	800.00 - 850.00	1000.00 - 1100.00	1000.00 - 1000.00	1000.00 - 1100.00	900.00 - 1100.00	880.00 - 1000.00	800.00 - 1100.00	850.00 - 1000.00	1000.00 - 1100.00
<u>Red Onion</u>									
Sinnan	-	380.00 - 400.00	400.00 - 400.00	400.00 - 400.00	360.00 - 400.00	-	360.00 - 400.00	320.00 - 320.00	360.00 - 420.00
Vedalan	340.00 - 380.00	500.00 - 500.00	440.00 - 480.00	440.00 - 480.00	400.00 - 480.00	400.00 - 495.00	400.00 - 440.00	400.00 - 400.00	440.00 - 480.00
Imported	350.00 - 450.00	-	400.00 - 400.00	-	-	-	-	-	-
<u>Big Onion</u>									
Imported	240.00 - 290.00	260.00 - 320.00	280.00 - 320.00	280.00 - 320.00	260.00 - 320.00	240.00 - 320.00	240.00 - 300.00	240.00 - 300.00	270.00 - 280.00
Local	-	-	-	-	-	-	-	-	-
<u>Potato</u>									
Welimada	350.00 - 380.00	-	400.00 - 400.00	-	-	430.00 - 450.00	-	420.00 - 420.00	360.00 - 440.00
N'Eliya	410.00 - 420.00	480.00 - 560.00	500.00 - 520.00	520.00 - 580.00	450.00 - 520.00	480.00 - 520.00	480.00 - 520.00	480.00 - 520.00	480.00 - 560.00
Imported	200.00 - 200.00	200.00 - 280.00	200.00 - 220.00	240.00 - 280.00	220.00 - 260.00	200.00 - 240.00	220.00 - 260.00	240.00 - 280.00	220.00 - 260.00
<u>Pulses</u>									
Green Gram	850.00 - 1000.00	1150.00 - 1200.00	980.00 - 1200.00	1200.00 - 1200.00	900.00 - 1100.00	850.00 - 1080.00	850.00 - 1100.00	840.00 - 1000.00	950.00 - 1200.00
Cowpea (White)	800.00 - 900.00	1150.00 - 1200.00	800.00 - 1000.00	1000.00 - 1200.00	1000.00 - 1200.00	950.00 - 1100.00	800.00 - 900.00	900.00 - 1100.00	900.00 - 1200.00
Cowpea (Red)	800.00 - 850.00	1150.00 - 1200.00	800.00 - 1000.00	1000.00 - 1100.00	840.00 - 1100.00	800.00 - 1100.00	900.00 - 950.00	900.00 - 1100.00	1000.00 - 1200.00
Red Dhal	290.00 - 300.00	300.00 - 360.00	290.00 - 320.00	310.00 - 335.00	300.00 - 340.00	290.00 - 310.00	300.00 - 330.00	290.00 - 300.00	330.00 - 350.00

Annex 02 - Colombo Markets: Retail Prices of Vegetables (Rs/kg) and Coconut (Rs/nut)

Week 35: 23 - 29 Aug 2024

CROP	PELIYAGODA	MAHARAGAMA	KIRULAPONE	NUGEGODA	NARAHENPITA	DEMATAGODA	THOTALANGA	KADAWATHA	KIRIBATHGODA
<i>Vegetable</i>									
Beans	350.00 - 460.00	480.00 - 560.00	480.00 - 520.00	480.00 - 560.00	320.00 - 480.00	370.00 - 380.00	320.00 - 450.00	320.00 - 350.00	480.00 - 500.00
Carrot	220.00 - 260.00	400.00 - 400.00	320.00 - 400.00	320.00 - 400.00	240.00 - 280.00	320.00 - 340.00	280.00 - 350.00	300.00 - 360.00	400.00 - 400.00
Leeks	200.00 - 230.00	360.00 - 460.00	400.00 - 400.00	320.00 - 400.00	360.00 - 400.00	330.00 - 340.00	300.00 - 320.00	320.00 - 400.00	340.00 - 360.00
Beetroot	150.00 - 180.00	320.00 - 320.00	320.00 - 320.00	240.00 - 320.00	240.00 - 320.00	300.00 - 320.00	250.00 - 280.00	280.00 - 320.00	300.00 - 320.00
Knolkhol	150.00 - 180.00	240.00 - 320.00	280.00 - 320.00	320.00 - 320.00	240.00 - 260.00	-	150.00 - 180.00	230.00 - 240.00	260.00 - 300.00
Raddish	80.00 - 110.00	240.00 - 280.00	200.00 - 240.00	260.00 - 320.00	160.00 - 240.00	120.00 - 140.00	140.00 - 160.00	160.00 - 200.00	240.00 - 240.00
Cabbage	180.00 - 220.00	320.00 - 360.00	320.00 - 360.00	240.00 - 360.00	260.00 - 340.00	230.00 - 260.00	220.00 - 320.00	320.00 - 320.00	340.00 - 360.00
Tomato	170.00 - 230.00	320.00 - 400.00	360.00 - 400.00	320.00 - 400.00	240.00 - 280.00	300.00 - 330.00	200.00 - 250.00	280.00 - 320.00	400.00 - 400.00
Ladies Fingers	180.00 - 220.00	280.00 - 320.00	240.00 - 320.00	240.00 - 320.00	240.00 - 260.00	250.00 - 260.00	200.00 - 240.00	240.00 - 260.00	300.00 - 320.00
Brinjal	210.00 - 300.00	400.00 - 480.00	320.00 - 400.00	240.00 - 480.00	280.00 - 340.00	340.00 - 350.00	260.00 - 300.00	320.00 - 340.00	480.00 - 480.00
Capsicum	600.00 - 650.00	700.00 - 1000.00	800.00 - 800.00	1000.00 - 1000.00	560.00 - 700.00	550.00 - 550.00	520.00 - 620.00	540.00 - 600.00	700.00 - 700.00
Pumpkin	150.00 - 180.00	200.00 - 240.00	200.00 - 280.00	320.00 - 320.00	200.00 - 260.00	230.00 - 250.00	150.00 - 180.00	240.00 - 260.00	320.00 - 320.00
Cucumber	100.00 - 120.00	160.00 - 200.00	160.00 - 240.00	240.00 - 240.00	160.00 - 220.00	140.00 - 160.00	100.00 - 100.00	160.00 - 200.00	240.00 - 240.00
Bitter Gourd	250.00 - 280.00	320.00 - 400.00	320.00 - 320.00	480.00 - 480.00	320.00 - 360.00	240.00 - 260.00	200.00 - 240.00	260.00 - 320.00	480.00 - 480.00
Snake Gourd	200.00 - 220.00	320.00 - 400.00	360.00 - 400.00	400.00 - 400.00	260.00 - 320.00	-	220.00 - 300.00	300.00 - 340.00	260.00 - 280.00
Drumstick	100.00 - 170.00	320.00 - 400.00	320.00 - 320.00	240.00 - 460.00	260.00 - 320.00	280.00 - 300.00	200.00 - 260.00	300.00 - 340.00	440.00 - 460.00
Luffa	120.00 - 160.00	360.00 - 400.00	400.00 - 400.00	400.00 - 400.00	240.00 - 280.00	-	200.00 - 240.00	320.00 - 340.00	360.00 - 420.00
Long Beans	180.00 - 220.00	360.00 - 400.00	320.00 - 320.00	400.00 - 400.00	320.00 - 360.00	-	180.00 - 220.00	240.00 - 260.00	300.00 - 360.00
Ash Plantain	250.00 - 270.00	360.00 - 400.00	320.00 - 400.00	400.00 - 400.00	320.00 - 400.00	330.00 - 340.00	240.00 - 280.00	220.00 - 260.00	300.00 - 400.00
Green Chillies	220.00 - 260.00	600.00 - 600.00	600.00 - 600.00	500.00 - 600.00	400.00 - 500.00	500.00 - 530.00	420.00 - 500.00	300.00 - 340.00	600.00 - 600.00
Lime	400.00 - 460.00	600.00 - 700.00	800.00 - 800.00	800.00 - 800.00	550.00 - 700.00	560.00 - 600.00	500.00 - 550.00	460.00 - 500.00	800.00 - 800.00
<i>Root Crops</i>									
Sweet Potato	120.00 - 160.00	240.00 - 280.00	240.00 - 240.00	240.00 - 320.00	240.00 - 280.00	200.00 - 220.00	160.00 - 200.00	240.00 - 250.00	320.00 - 320.00
Manioc	150.00 - 200.00	200.00 - 220.00	240.00 - 240.00	240.00 - 250.00	180.00 - 220.00	220.00 - 240.00	160.00 - 180.00	160.00 - 200.00	250.00 - 250.00
<i>Leafy Vegetable</i>									
Mukunuwenna	50.00 - 50.00	80.00 - 80.00	70.00 - 80.00	80.00 - 80.00	80.00 - 80.00	80.00 - 80.00	80.00 - 80.00	80.00 - 80.00	80.00 - 80.00
Kankun	50.00 - 50.00	80.00 - 80.00	80.00 - 90.00	80.00 - 80.00	80.00 - 80.00	80.00 - 80.00	100.00 - 100.00	80.00 - 80.00	80.00 - 80.00
Gotukola	100.00 - 100.00	120.00 - 130.00	100.00 - 100.00	120.00 - 150.00	120.00 - 130.00	120.00 - 120.00	120.00 - 120.00	110.00 - 120.00	120.00 - 120.00
<i>Coconut</i>									
Large	120.00 - 130.00	140.00 - 150.00	140.00 - 150.00	130.00 - 140.00	135.00 - 150.00	135.00 - 150.00	120.00 - 130.00	120.00 - 130.00	120.00 - 130.00
Small	100.00 - 110.00	120.00 - 120.00	100.00 - 120.00	110.00 - 120.00	100.00 - 120.00	110.00 - 110.00	105.00 - 110.00	105.00 - 110.00	105.00 - 110.00

Annex 03 - Colombo Markets: Retail Prices of Fruits (Rs/fruit)

Week 35: 23 - 29 Aug 2024

CROP	PELIYAGODA	MAHARAGAMA	KIRULAPONE	NUGEGODA	NARAHENPITA	DEMATAGODA	THOTALANGA	KADAWATHA	KIRIBATHGODA
<i>Plantain</i>									
Ambul (Rs/Kg)	200.00 - 250.00	240.00 - 260.00	280.00 - 280.00	240.00 - 260.00	200.00 - 280.00	200.00 - 220.00	180.00 - 200.00	200.00 - 230.00	200.00 - 230.00
Kolikuttu (Rs/Kg)	400.00 - 450.00	400.00 - 480.00	550.00 - 560.00	450.00 - 450.00	500.00 - 560.00	500.00 - 550.00	450.00 - 500.00	480.00 - 500.00	500.00 - 500.00
Seeni (Rs/Kg)	180.00 - 200.00	240.00 - 280.00	260.00 - 280.00	230.00 - 240.00	200.00 - 250.00	180.00 - 200.00	180.00 - 220.00	220.00 - 230.00	200.00 - 230.00
Anamalu	40.00 - 51.00	48.00 - 51.00	50.00 - 54.00	42.00 - 50.00	45.00 - 50.00	42.00 - 50.00	42.00 - 50.00	50.00 - 50.00	42.00 - 50.00
Ambun	56.00 - 70.00	68.00 - 72.00	70.00 - 76.00	60.00 - 70.00	60.00 - 70.00	60.00 - 70.00	60.00 - 70.00	70.00 - 70.00	60.00 - 70.00
<i>Pineapple</i>									
Large	600.00 - 700.00	650.00 - 680.00	650.00 - 700.00	600.00 - 680.00	650.00 - 700.00	650.00 - 700.00	600.00 - 680.00	650.00 - 700.00	600.00 - 680.00
Medium	500.00 - 500.00	550.00 - 560.00	500.00 - 560.00	500.00 - 500.00	500.00 - 550.00	500.00 - 550.00	500.00 - 550.00	500.00 - 550.00	500.00 - 550.00
Small	380.00 - 400.00	400.00 - 450.00	400.00 - 460.00	400.00 - 460.00	400.00 - 450.00	300.00 - 350.00	350.00 - 400.00	350.00 - 400.00	350.00 - 450.00
<i>Mango</i>									
Betti	-	-	-	-	-	-	-	-	-
Karthakolomban	-	-	-	-	-	-	-	-	-
Vilad	-	-	-	-	-	-	-	-	-
Kohu	-	-	-	-	-	-	-	-	-
<i>Other Fruits</i>									
Wood Apple	25.00 - 36.00	50.00 - 60.00	70.00 - 80.00	60.00 - 80.00	50.00 - 60.00	32.00 - 40.00	30.00 - 40.00	35.00 - 40.00	40.00 - 60.00
Orange	130.00 - 140.00	150.00 - 160.00	150.00 - 160.00	140.00 - 160.00	140.00 - 160.00	-	-	-	150.00 - 150.00
Avocado	100.00 - 130.00	160.00 - 180.00	180.00 - 200.00	180.00 - 200.00	150.00 - 160.00	100.00 - 100.00	100.00 - 100.00	130.00 - 130.00	130.00 - 130.00
Slime Apple	100.00 - 160.00	-	160.00 - 160.00	160.00 - 160.00	120.00 - 150.00	-	-	150.00 - 160.00	150.00 - 160.00
Grapes (Rs/Kg)	1700.00 - 1800.00	2200.00 - 2400.00	2200.00 - 2500.00	2300.00 - 2500.00	1800.00 - 2000.00	2000.00 - 2200.00	2000.00 - 2000.00	2000.00 - 2300.00	1800.00 - 2000.00
Papaw (Rs/Kg)	160.00 - 180.00	260.00 - 260.00	280.00 - 280.00	200.00 - 280.00	250.00 - 250.00	240.00 - 280.00	180.00 - 200.00	200.00 - 240.00	180.00 - 200.00
Passion	60.00 - 70.00	70.00 - 70.00	90.00 - 100.00	70.00 - 100.00	75.00 - 80.00	-	75.00 - 80.00	-	80.00 - 80.00
King Coconut	160.00 - 200.00	200.00 - 200.00	180.00 - 200.00	200.00 - 200.00	180.00 - 200.00	170.00 - 200.00	160.00 - 200.00	180.00 - 200.00	160.00 - 200.00

Annex 04 - Colombo Markets: Retail Prices of Sea Fish and Dried Fish (Rs/kg)

Week 35: 23 - 29 Aug 2024

31

CROP	PELIYAGODA	MAHARAGAMA	KIRULAPONE	NUGEGODA	NARAHENPITA	DEMATAGODA	THOTALANGA	KADAWATHA	KIRIBATHGODA
<i>Sea Fish</i>									
Salaya	400.00 - 450.00	400.00 - 400.00	600.00 - 640.00	600.00 - 600.00	640.00 - 640.00	500.00 - 520.00	500.00 - 500.00	520.00 - 560.00	520.00 - 560.00
Hurulla	960.00 - 1100.00	960.00 - 960.00	-	900.00 - 1000.00	960.00 - 960.00	-	900.00 - 900.00	920.00 - 920.00	900.00 - 900.00
Balaya	1000.00 - 1100.00	1200.00 - 1200.00	-	-	-	1000.00 - 1000.00	1000.00 - 1000.00	-	1200.00 - 1200.00
Kelawalla	1350.00 - 1450.00	2800.00 - 2800.00	2000.00 - 2000.00	2800.00 - 2800.00	3000.00 - 3000.00	1800.00 - 1800.00	2000.00 - 2000.00	2400.00 - 2400.00	2400.00 - 2400.00
Thora	2400.00 - 2450.00	3200.00 - 3200.00	3600.00 - 4000.00	3400.00 - 3400.00	4600.00 - 4600.00	2800.00 - 3000.00	2800.00 - 2800.00	3600.00 - 3600.00	3200.00 - 3200.00
Paraw	1400.00 - 1500.00	2800.00 - 2800.00	1800.00 - 2000.00	2800.00 - 2800.00	-	1600.00 - 1800.00	1500.00 - 1500.00	2000.00 - 2000.00	1700.00 - 1700.00
Mora	1300.00 - 1400.00	-	-	1600.00 - 1600.00	-	1400.00 - 1600.00	-	-	-
Shrimps Small	2100.00 - 2200.00	1920.00 - 1920.00	2200.00 - 2200.00	1900.00 - 2000.00	2100.00 - 2100.00	2000.00 - 2000.00	1900.00 - 1900.00	1900.00 - 1900.00	2000.00 - 2000.00
Talapath	2000.00 - 2450.00	3200.00 - 3200.00	3200.00 - 3200.00	3000.00 - 3000.00	3200.00 - 3200.00	2800.00 - 3000.00	3000.00 - 3000.00	3200.00 - 3200.00	2800.00 - 3000.00
<i>Eggs (Rs/egg)</i>									
Brown	46.00 - 46.00	47.00 - 47.00	47.00 - 47.00	47.00 - 47.00	47.00 - 47.00	47.00 - 47.00	45.00 - 45.00	45.00 - 45.00	45.00 - 45.00
White	44.00 - 44.00	45.00 - 45.00	45.00 - 45.00	45.00 - 45.00	45.00 - 45.00	45.00 - 45.00	44.00 - 44.00	44.00 - 44.00	44.00 - 44.00
<i>Dried Fish</i>									
Sprats	2000.00 - 2100.00	2100.00 - 2100.00	2200.00 - 2200.00	2200.00 - 2200.00	2000.00 - 2000.00	2200.00 - 2200.00	2200.00 - 2200.00	2200.00 - 2200.00	2000.00 - 2000.00
Kattawa	2000.00 - 2000.00	2000.00 - 2000.00	2000.00 - 2200.00	2200.00 - 2200.00	2000.00 - 2000.00	2000.00 - 2000.00	2000.00 - 2000.00	2000.00 - 2000.00	-
Thora	-	-	-	-	-	-	-	-	-
Mora	2000.00 - 2200.00	2400.00 - 2400.00	2600.00 - 2600.00	2600.00 - 2600.00	2200.00 - 2400.00	2400.00 - 2400.00	2400.00 - 2400.00	2400.00 - 2400.00	2400.00 - 2600.00
Balaya	1400.00 - 1600.00	1600.00 - 1600.00	1800.00 - 1800.00	1600.00 - 1700.00	1600.00 - 1600.00	1600.00 - 1600.00	1600.00 - 1600.00	1600.00 - 1800.00	1800.00 - 1800.00
Anguluwa	1800.00 - 1800.00	2000.00 - 2000.00	2400.00 - 2400.00	2400.00 - 2400.00	2200.00 - 2200.00	1800.00 - 1800.00	-	-	-
Salaya	1000.00 - 1000.00	900.00 - 900.00	1000.00 - 1000.00	1000.00 - 1000.00	900.00 - 900.00	1000.00 - 1000.00	900.00 - 1000.00	900.00 - 1000.00	900.00 - 1000.00
<i>Meat</i>									
Beef (without Bones)	2500.00 - 2500.00	2500.00 - 2500.00	2600.00 - 2600.00	2500.00 - 2500.00	2500.00 - 2500.00	-	2500.00 - 2500.00	-	-
Chicken (Broiler)	1100.00 - 1100.00	1200.00 - 1200.00	1180.00 - 1180.00	1180.00 - 1180.00	1100.00 - 1100.00	1100.00 - 1100.00	1150.00 - 1150.00	1200.00 - 1200.00	1220.00 - 1260.00
Chicken (Curry)	1100.00 - 1100.00	1200.00 - 1200.00	1180.00 - 1180.00	1450.00 - 1450.00	1100.00 - 1100.00	1100.00 - 1100.00	1200.00 - 1200.00	1200.00 - 1200.00	1260.00 - 1260.00
Mutton	3300.00 - 3300.00	3300.00 - 3300.00	3400.00 - 3400.00	3400.00 - 3400.00	3500.00 - 3500.00	3300.00 - 3300.00	3300.00 - 3300.00	3600.00 - 3600.00	3600.00 - 3600.00
Pork	1500.00 - 1500.00	1500.00 - 1500.00	1500.00 - 1500.00	1500.00 - 1500.00	-	-	-	1500.00 - 1500.00	1300.00 - 1300.00

Annex 05 : Food Composition of Selected Food Commodities

Commodity	Energy (kcal/100g)	Protein (g/100g)	Total fat (g/100g)	Retinol Eq (μ g/100g)	Vit B2 (mg/100g)	Vit B6 (mg/100g)	Folate (μ g/100g)	Vit C (mg/100g)	Calcium (mg/100g)	Magnesium (mg/100g)	Iron (mg/100g)	Zinc (mg/100g)
Rice												
Rice - (white Kekulu - normal)	361	9.88	1.52	-	0.03	0.09	10.67	-	6.94	26.29	1.22	1.5
Rice - (white Kekulu Samba)	355	8.81	1.53	-	0.03	0.09	8.11	-	9.82	30.48	0.92	1.7
Rice - (Red Kekulu - normal)	366	8.64	2.12	-	0.05	0.1	8.39	-	4.73	31.7	0.88	1.84
Rice -Samba	369	6.86	2.45	-	0.05	0.13	12.79	-	8.71	37.26	1.18	1.49
Rice - Nadu White	366	7.76	1.48	-	0.03	0.12	9.35	-	4.57	20.1	0.64	1.61
Dried chilies	233	12.68	6.41	437	0.84	0.42	46.83	NA	107	231	5.39	1.65
Onion												
Big onions	48	1.67	0.24	0.16	0.01	0.1	32.99	7.58	14.82	16.94	0.45	0.25
Red onions	55	2.13	0.15	0.18	0.02	0.13	30.15	14.26	20.37	19.32	0.31	0.28
Potatoes	71	1.67	0.25		0.01	0.09	14.31	20.5	9.83	23.84	0.46	0.29
Pulses												
Green gram	290	21.97	0.93	19.5	0.28	0.33	135	NA	98.96	146	4.15	2.86
White cowpea	320	21.25	1.14	1.36	0.09	0.26	249	NA	84.1	213	5.04	3.57
Red cowpea	320	20.24	1.08	0.96	0.11	0.27	273	NA	81.83	194	4.95	3.4
Red Dhal	319	23.09	0.77	1.06	1.6	0.22	55	NA	41.27	66.63	7.45	3.34
Vegetables												
Beans	46	3.95	0.15	6.64	0.1	0.3	45.2	7.02	35.68	45.56	0.7	0.59
Carrot	30	0.85	0.45	1240	0.03	0.1	24.71	5.93	27.65	11.7	0.59	0.25
Leeks	30	1.74	0.49	18.56	0.02	0.19	42.63	4.65	29.28	11.77	1.49	0.43
Beetroot	31	2.12	0.15	1.52	0.01	0.09	108	4.51	20.29	34.88	0.77	0.29
Knolkhol	16	1.69	0.34		0.05	0.19	12.7	77.64	40.09	19.35	0.23	0.18
Radish	29	0.75	0.11		0.02	0.09	18.09	12.13	35.64	13.56	0.38	0.16
Cabbage	21	1.35	0.14	3.35	0.05	0.14	52.66	29.62	56.85	18.47	0.33	0.16

Tomatoes	20	0.88	0.56	165	0.03	0.09	20.16	25.58	9.69	14.93	0.31	0.12
Ladies fingers	26	2.06	0.19	12.41	0.08	0.28	70.62	24.48	92.26	55.23	0.96	0.44
Brinjal (Pandora Striped)	29	1.49	0.31	23	0.12	0.09	30.99	1.49	18.95	18	0.32	0.19
Brinjal (Chinese eggplant)	24	1.28	0.33	16.83	0.12	0.11	32.94	3.37	14.4	21.18	0.28	0.16
Capsicum	23	1.22	0.34	38.96	0.03	0.29	28.65	49.63	12.65	11.21	0.21	0.31
Pumpkin (Common)	31	0.86	0.3	30.41	0.02	0.09	17.72	8.73	18.75	9.93	0.49	0.25
Cucumber	19	0.98	0.24	0.58	0.01	0.08	19.66	4.08	22.1	18.22	0.67	0.21
Bitter gourd	19	1.47	0.23	55.08	0.05	0.06	53.1	46.89	25.19	35.81	1.75	0.26
Snake gourd (Dark green)	11	0.82	0.25	10.41	0.03	0.12	18.09	3.54	26.83	25.84	0.41	0.11
Snake gourd (Pale green)	11	0.89	0.25	5.14	0.03	0.07	16.52	2.85	27.11	21.77	0.47	0.2
Drumstick	30	2.48	0.12	3.13	0.06	0.12	60.48	92.33	22.27	28.51	0.5	0.26
Watakolu	12	0.86	0.15	59.33	0.01	0.07	25.48	6.41	14.67	14.01	4.42	0.45
Long beans	24	3.36	0.3	-	0.06	0.11	99.98	8.93	44.22	33.17	1.01	0.08
Ash Plantain	76	2.84	0.56	0.06	0.02	0.07	6.82	4.49	5.19	22.55	0.39	0.21
Green chillies	39	2.28	0.76	38.16	0.08	0.25	21.29	98.61	20.25	36.91	1.25	0.29
Limes	26	0.66	0.26	0.36	0.01	0.05	12.1	38.05	26	15.25	0.12	0.05
Kekiri	17	1.01	0.25	0.76	0.01	0.07	17.34	8.07	25.72	26.2	0.63	0.22
Ash pumpkin (Ash guord)	18	0.8	0.15		0.01	0.15	14.17	9.14	19.27	23.62	0.48	0.13
Cho-Cho	19	0.58	0.12	0.3	0.04	0.07	63.81	23.76	20.55	13.02	0.49	0.12
Thalana batu (Little prince)	21	1.28	0.39	24.33	0.12	0.09	38.63	2.4	12.38	19.62	0.31	0.22
Thalana batu (Thai eggplant)	21	1.45	0.26	18.33	0.11	0.09	31.18	2.71	17.24	37.22	0.37	0.24
Thibbatu	61	1.66	1.96	15.89	0.03	1.02	72.39	10.8	105	57.46	1.06	0.59
Kohila yams	27	0.64	0.16	1.72	0.01	0.14	4.64	1.67	52.33	33.95	0.61	1.62
Kehel muwa	19	1.36	0.63	4.27	0.02	0.12	40.51	8.16	35.09	31.43	0.38	0.39
Ambaralla	37	0.73	0.44	3.36	0.01	0.1	44.49	35.51	20.7	9.28	0.7	0.12
Mango	50	0.75	0.09	14.5	0.02	0.14	34.89	91.63	28.56	17.74	0.5	0.09
Mushroom	27	2.54	0.42	-	0.15	0.13	7.81	11.56	0.9	14.42	1.32	0.79
Dambala	21	1.84	0.2	38.74	0.08	0.4	33.69	19.82	68.24	31.38	1.2	0.44
Coconuts nuts	390	3.67	39.92	-	0.05	0.11	14.86	-				

Root Crop												
Sweet potato	108	1.27	0.33	NA	0.04	0.09	14.44	22.2	28.93	21.05	0.51	0.14
Manioc	78	0.92	0.19	NA	0.07	0.2	0.1	1.95	25.31	19.08	19.78	23.73
Nelum ala/Lotus root	79	1.94	0.93	NA	0.05	0.19	26.49	26.63	37.71	26.58	3.34	0.35
Kiriala	87	3.96	0.15	1.19	0.03	0.16	20.17	2.71	30.79	41.52	0.6	0.42
Iniala	103	3.2	0.3	33.14	0.01	0.22	22.19	13.03	40.99	28.98	1.31	0.29
Leafy Vegetables												
Mukunuwanna	28	3.15	0.55	92.25	0.09	0.27	96.14	3.24	135	45.38	1.7	1.03
Gotukola	15	0.64	0.47	226	0.07	0.23	70.11	6.74	96.31	41.42	1.25	0.66
Kankun	15	0.47	0.37	1614	0.08	0.4	33.69	19.82	49.21	18.35	1.32	0.44
Kathurumurunga	70	8.01	1.35	2097	0.33	0.22	120	121	901	96.64	4.36	0.53
Nivithi	22	2.2	0.47	959	0.06	0.11	74.05	10.26	163	61.37	1.49	0.67
Thampala	32	3.55	0.72	1474	0.21	0.22	74.27	82	258	209	3.5	1.4
Sarana	20	2.42	0.21	1149	0.03	0.13	58.54	9.89	59.57	42.93	0.13	0.75
Kohila leaves	33	4.1	0.83	300	0.02	0.17	56.76	5.56	19.5	20.32	0.25	0.3
Onion leaves	27	2.01	0.26	NA	0.04	0.18	56.8	23.38	35.21	74.95	3.15	0.77
Cabbage leaves	30	3.63	0.27	8.66	0.05	0.24	63.46	40.76	170	18.47	2.67	0.35
Salad leaves	19	1.05	0.24	NA	0.1	0.06	37.48	11.64	58.23	36.89	2.07	0.27
Cauliflower	23	2.09	0.48	0.14	0.06	0.11	46.67	50.17	22.44	18.52	0.76	0.27
Jackfruit pods	25	2.14	0.34	NA	0.03	0.04	30.7	24.77	37.32	26.08	0.3	0.17
Jackfruit seeds	77	5.66	0.44	NA	0.02	0.08	58.91	15.24	40.87	50.14	0.52	0.42
Meat												
Chicken	176	23.14	9.24	6.88	0.07	0.49	10.09	-	15.06	20.18	0.75	0.64
Beef	160	23.3	7.45	2.15	0.08	0.32	1.93	-	4.8	28.54	2.41	3.31
Mutton	138	20.37	6.23	2.7	0.13	0.28	1.73	-	7.58	19.5	1.62	5.05
Pork	161	18.83	9.5	1.9	0.09	0.28	8.15	-	6.58	8.9	0.79	0.8
Fish												
Balaya	96	21.28	1.12	21.01	0.15	0.12	7.89		6.45	26.02	0.68	0.46
Seer	136	22.28	5.18	81.9	0.07	0.16	15.45		9.85	36.73	0.41	0.74

Shark	95	21.6	0.83	1.11	0.04	0.11	8.57	8.44	32.58	0.41	0.74
Paraw	87	20.02	0.7	1.49	0.02	0.16	6.77	8.17	31.68	0.67	0.41
Thalapath	91	16.04	2.88	12.03	0.1	0.13	78.22	7.64	24.89	0.71	0.67
Kelawalla	109	21.47	2.55	15.95	0.17	0.73	77.39	13.35	33.82	0.68	0.64
Haedaella	87	19.88	0.78	12.18	0.04	0.06	11.7	36.6	53	0.54	0.65
Hurulla	88	17.08	2.18	10.02	0.14	1.66	61.66	103	35.45	1.24	1.05
Karalla / Katuwalla	97	21.8	1.06	1.25	0.02	0.1	14.38	37.06	39.05	0.24	0.42
Kumbala / Angila	101	21.51	1.53	16.34	0.1	0.1	7.13	31.27	37.46	1.46	0.67
Salaya / Sudaya	100	19.5	2.39	15.41	0.18	1.39	60.87	435	42.83	1.4	2.3
Theppli / Telapiya /Korali	83	18.48	1.08	17.14	0.18	0.18	8.29	99.39	24.96	2.84	0.88
Prawns	65	14.85	0.56	1.24	0.03	0.1	15.37	37.81	30.5	0.73	1.1
Crabs	45	10	0.55	8.33	0.14	0.18	13.83	37.81	45.93	0.73	1.1
Cuttle fish	76	16.82	0.93	1.93	0.02	0.04	6.22	8.73	35.46	0.62	1.3
Linna	112	20.3	3.37	15.78	0.23	0.68	59.78				
Coppara	97	22.89	0.56	21.51	0.04	0.12	8.08	7.2	30.08	1.2	0.58
Ray (Maduwa)	97	23.98	0.68	7.55	0.02	0.21	25.59	9.16	24.61	0.74	0.44

Dried Fish

Dried sprats	259	51.16	5.92	12.83	0.25	0.62	438	1178	162	3.06	4.2
Dried keeramin	311	49.6	12.42	12.92	0.13	2.41	144	555	166	2.58	3.19
Dried thalapath	289	54.68	8.04	9.38	0.04	0.43	97.8	62.75	110	1.96	1.45
Dried katta	275	50.04	8.31	2.48	0.03	0.35	80.4	86.55	92.17	1.47	1.16
Dried balaya	282	63.79	3.37	14.32	0.12	1.98	213	83.48	83.45	3.6	1.44
Dried shark / keelan	267	55.03	5.25	10.31	0.04	0.32	187	42.24	92.94	1.48	0.66

Eggs

Hen eggs (Country)	170	13.14	13	208	0.08	0.18	54.6	50.14	11.04	1.64	1.12
Hen eggs (Table)	135	13.55	9.03	200	0.19	0.19	49.46	63.3	12	2.39	1.73
Quail eggs	153	12.39	11.46	153	0.11	0.17	54.86	60.67	11.21	2.55	1.51

Fruits

Banana Embul	109	1.11	1.09	9.68	0.05	0.64	32.98	13.61	9.39	25.67	0.51	0.23
Anamaalu	102	1.04	0.72	16.4	0.04	0.65	21.07	3.66	8.06	27.02	0.51	0.23

Koli kuttu	107	1.38	0.34	8.8	0.03	0.47	18.12	7.71	8.56	38	0.32	0.14
Pineapple	37	0.41	0.17	5.76	0.04	0.12	17.86	39.36	10.37	10.71	0.3	0.09
Papaya	26	0.42	0.16	171	0.11	0.04	54.85	48.62	16.77	8.9	0.23	0.08
Mangoes (Karthakolomban)	79	0.8	0.92	259	0.01	0.1	35.52	17.74	3.12	6.72	0.1	0.08
Mangoes (Vilad)	44	0.76	0.58	146	0.05	0.26	67.6	29.97	16.93	14.79	0.65	0.19
Apple	62	0.29	0.64	0.36	0.02	0.08	3.43	2.9	3.12	6.72	0.1	0.08
Avacado	144	2.95	13.86	2	0.08	0.18	67.17	9.36	28.48	48.14	0.81	0.75
Wood apple	78	3.09	3.62	0.46	0.01	0.14	6.07	13.58	59.15	25.16	0.45	0.32
Orange	46	1.07	0.37	23.44	0.01	0.28	14.46	20.19	31.18	20.36	0.81	0.35
Guava	39	1.53	0.38	19.67	0.01	0.11	25.24	30.88	6.59	12.02	0.53	0.33
Grapes	49	0.95	10.69	3.22	0.04	0.1	7.07	20.51	7.27	6.86	0.28	0.07
Melon	19	0.65	0.16	130	0.02	0.11	6	8.24	4.05	9.76	0.15	0.1

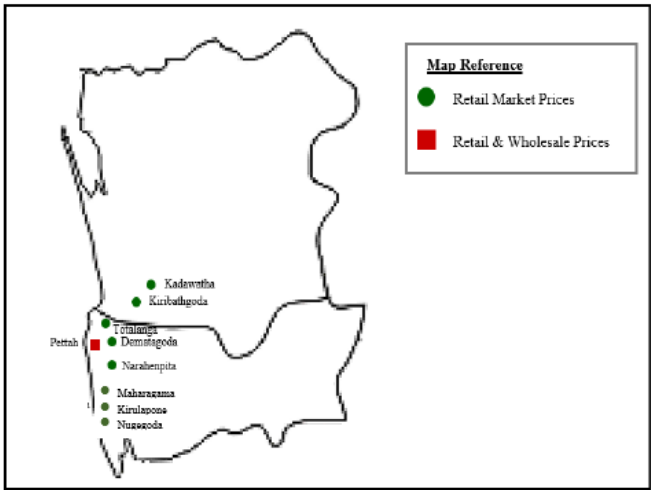
Source: Sri Lanka Food Composition Tables, Ministry of Health - 2021.

Price Collecting Areas



Legend

- Retail Market Prices
- ▲ Wholesale Market Prices
- Retail & Wholesale Prices
- Dedicated Economic Center





HARTI



Ministry of Agriculture

**Food Systems and Market Research Division & Data Management Division
Hector Kobbekaduwa Agrarian Research and Training Institute**

No. 114, Wijerama Mawatha, Colombo 07.

Phone: 011-2696981 Fax: 011-2682283

E-mail: mfpaharti@yahoo.com

Web: www.harti.gov.lk

www.mobitel.lk

**දෛනික චිළචිචි තොග මිල,
ජංගම දුරකථනයෙන්**

හෙක්ටර් කොච්චිකඩුව ගොවි කරියුතු පර්යේෂණ
හා පුහුණුවීම් ආයතනය අනුමතයෙන්

**මොබිටෙල්
ජංගම
මිල දර්ශනය**

ජාතික ජංගම දුරකථන ජාලයෙන්

6666
අමතන්න.

මොබිටෙල් අද මිල - අත දෙපස
මොබිටෙල් ජංගම දුරකථන ජාලයෙන්
චිළචිචි තොග මිල දර්ශනය.

විකාසයාට රු.2/-
විකාසයාට රු.2/-