

RETAIL MARKET AT A GLANCE

Summary

Rice

In line with rising wholesale prices, retail prices for most rice varieties have also increased. The price of raw red rice increased by Rs. 4.00/kg, Samba Grade I by Rs.3.00/kg with respective price ranges of Rs. 210.00-220.00/kg, Rs. 230.00-260.00/kg.

(Page No.01-02)

Other Field Crops

The retail price of Sinnan red onion decreased by Rs.27.00/kg, with prices ranging from Rs. 300.00-360.00/kg. The retail price of imported big onion dropped by Rs. 6.00/kg, ranging from Rs. 220.00-320.00/kg.

(Page No.02-03)

Vegetables

Retail prices of most of vegetables have increased in line with rising wholesale prices. With respect to up-country vegetables, the highest price increase was for cabbage (Rs.30.00/kg). Among the low country vegetables, luffa saw the highest price increase (Rs. 62.00/kg).

(Page No.03-04)

Fruits

Retail prices of most fruits have decreased in line with falling wholesale prices. The largest drop was for the largest size of pineapple, down by Rs.26.00 per fruit. However, Kolikuttu banana prices rose by Rs.50.00/kg due to limited supply.

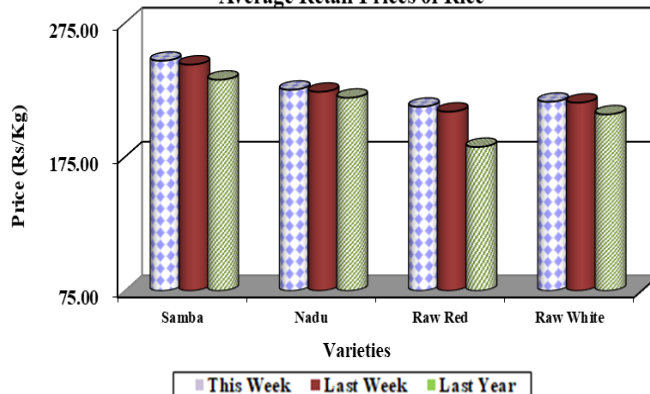
(Page No.05)

Fish,

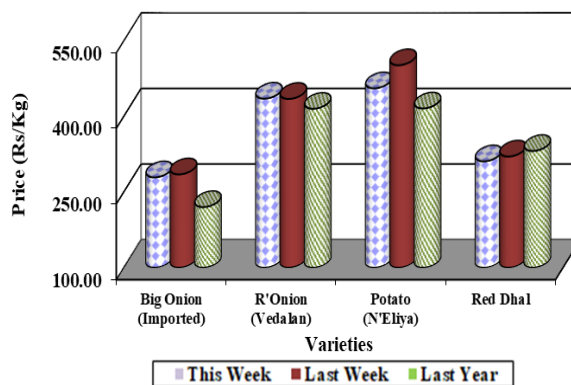
With rising wholesale prices, the retail prices of most fish varieties, except Hurulla, Balaya, Mora, and Thalapath, have increased due to reduced supply.

(Page No.05-06)

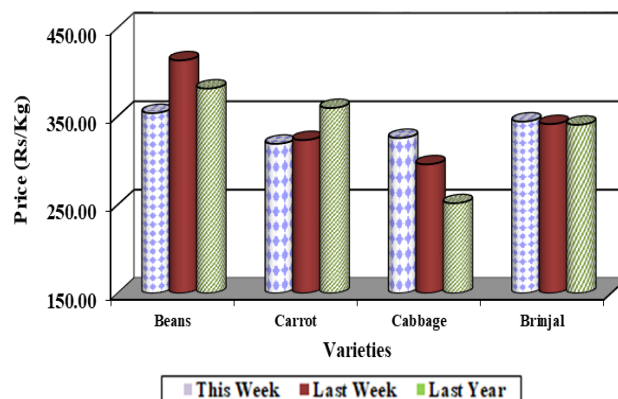
Average Retail Prices of Rice



Average Retail Prices of Other Field Crops



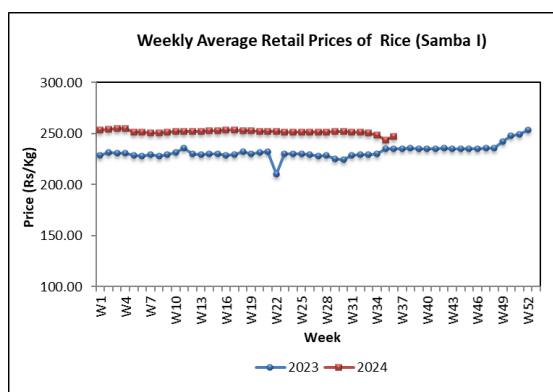
Average Retail Prices of Vegetables



Rice

Wholesale

The prices of Nadu Grade I and II, as well as raw red and raw white rice, have increased by 1% to 4% due to rising paddy prices. Prices for other local rice varieties have remained relatively stable, with Samba Grade I priced at Rs. 230.00-235.00/kg, Samba Grade II at Rs. 220.00-225.00/kg, and Keeri Samba ranging from Rs. 240.00-300.00/kg. Imported Ponni Samba is also available in the market, priced between Rs. 275.00-280.00/kg.



Compared to the same period of last year, price of all local rice varieties except keeri samba have increased in the range of 3%-19%. Price of keeri samba has decreased by 5%.

Retail

In line with rising wholesale prices, retail prices for most rice varieties have also increased. The price of raw red rice rose by Rs. 4.00/kg, Samba Grade I by Rs. 3.00/kg, Nadu Grade I by Rs. 2.00/kg, and raw white rice by Rs. 1.00/kg, with respective

price ranges of Rs. 210.00-220.00/kg, Rs. 230.00-260.00/kg, Rs. 220.00-230.00/kg, and Rs. 210.00-220.00/kg.

Imported Samba prices remained stable, while the price of Keeri Samba decreased by Rs. 2.00/kg, ranging from Rs. 260.00-340.00/kg. Compared to the same period last year, retail prices for most rice varieties have increased, with raw red recording the highest increase of 16%.

Paddy

At the end of the 2024 Yala harvest, average farmgate prices for major paddy varieties have increased slightly across most key producing areas. The price of short-grain paddy rose by Rs. 2.00-7.00/kg, with a range of Rs. 101.00-125.00/kg. Keeri Samba paddy saw a price increase of Rs. 3.00-5.00/kg, ranging from Rs. 109.00-128.00/kg. Long grain white and red paddy prices also increased by Rs. 3.00-7.00/kg and Rs. 4.00-9.00/kg, respectively, with prices ranging between Rs. 109.00-128.00/kg for white paddy and Rs. 120.00-130.00/kg for red paddy.

Compared to the same period last year, farmgate prices for most major paddy varieties, except Keeri Samba, have increased by 6%-22%, with the highest increase for long grain red paddy. Keeri

Samba prices, however, have declined by 8%-12%.

Dried Chilies

Wholesale

The price of imported dried chilies has decreased by 3% due to sufficient market stocks, with prices ranging from Rs. 650.00-800.00/kg. Compared to the same period last year, the price of imported dried chilies has fallen by 29%.

Retail

The price of dried chilies has decreased by Rs. 3.00/kg, with prices ranging from Rs. 700.00-1200.00/kg. Compared to the same period last year, the current retail price of dried chilies has dropped by 23%.

Onion

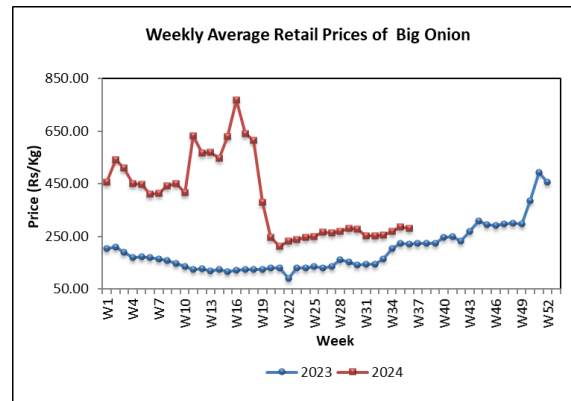
Wholesale

The price of Sinnan red onion decreased by 3% due to the availability of lower-quality stocks, ranging between Rs. 160.00-200.00/kg. The price of Vedalan red onion increased by 2% due to the availability of higher-quality stocks, with prices ranging from Rs. 250.00-350.00/kg. The price of imported big onions decreased by 3% due to sufficient stock availability, with prices ranging from Rs. 165.00-260.00/kg. Compared to the same period last year,

Sinnan red onion prices have dropped by 18%, while Vedalan red onion and imported big onion prices have increased by 6% and 54%, respectively.

Retail

The retail price of Vedalan red onion relatively remained unchanged ranging from Rs. 400.00-500.00/kg. The retail price of Sinnan red onion decreased by Rs. 27.00/kg, with prices ranging from Rs. 300.00-360.00/kg. The retail price of imported big onion dropped by Rs. 6.00/kg, ranging from Rs. 220.00-320.00/kg.



Compared to the same period of last year, the current retail price of Vedalan red onion has increased by 5% and price of imported big onion has increased by 27%.

Potato

Wholesale

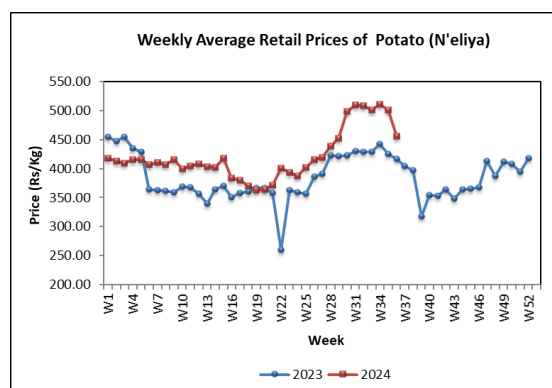
The price of Welimada and Nuwara Eliya potatoes has decreased by 8% and 17%, respectively, due to sufficient stock availability. Their prices ranged from Rs.

250.00-280.00/kg for Welimada potatoes and Rs. 260.00-320.00/kg for Nuwara Eliya potatoes. Meanwhile, the price of imported potatoes has increased by 5%, driven by high-quality Indian stocks, with prices ranging from Rs. 150.00-300.00/kg.

Compared to the same period last year, the price of Welimada potatoes has risen by 5%, imported potatoes by 14%, while Nuwara Eliya potatoes have seen a slight 1% decrease.

Retail

Retail prices of Nuwara Eliya and imported potatoes have decreased by Rs.46.00/kg and Rs.13.00/kg respectively and their price ranged Rs.360.00-520.00/kg and Rs.200.00-280.00/kg respectively.



Compared to the same period of last year, the current retail prices of Nuwara Eliya and imported potatoes have increased by 10% and 6% respectively.

Pulses

Wholesale

The price of green gram increased slightly by 1%, ranging from Rs. 750.00-800.00/kg. Prices of white cowpea, red cowpea, and red dhal decreased by 2%-5% due to low market demand, with price ranges of Rs. 725.00-800.00/kg for white cowpea, Rs. 650.00-720.00/kg for red cowpea, and Rs. 260.00-265.00/kg for red dhal. Compared to last year, all pulse prices have dropped by 14%-27%.

Retail

Retail prices of white cowpea, red cowpea, and red dhal decreased by Rs. 11.00/kg, Rs. 7.00/kg, and Rs. 9.00/kg, respectively. Green gram prices increased by Rs. 4.00/kg. Price ranges were Rs. 800.00-1200.00/kg for white cowpea, Rs. 800.00-1200.00/kg for red cowpea, Rs. 280.00-360.00/kg for red dhal, and Rs. 800.00-1200.00/kg for green gram. Compared to last year, all pulse prices have decreased, with raw red recording the highest drop at 16%.

Vegetable

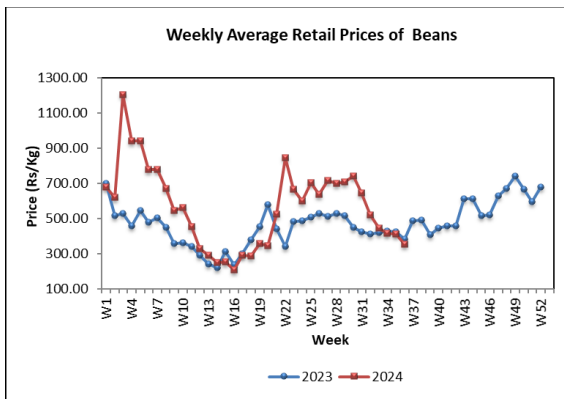
Wholesale

Prices of most vegetables increased due to decreased supply from various regions due to rainy weather. The highest increase among upcountry vegetables was for knolkhol (18%), followed by cabbage

(7%), leeks (3%), and radish (2%). However, prices for beans and beetroot fell by 34% and 10%, respectively, due to increased supply, while capsicum and tomato prices dropped by 17% and 27%. Among low country vegetables, drumsticks saw the highest increase (37%), followed by bitter gourd and luffa (29%). Green chili prices surged by 42%, while lime prices dropped by 14%. Compared to last year, capsicum and leeks saw the highest increases, at 146% and 142%, respectively.

Retail

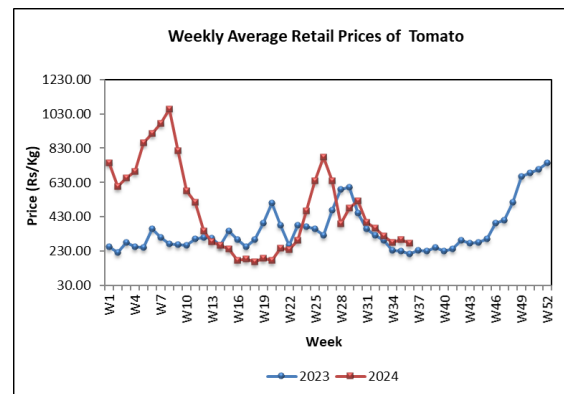
Retail prices of most of vegetables have increased in line with rising wholesale prices. With respect to upcountry vegetables, the highest price increase was for cabbage (Rs. 30.00/kg), followed by knolkhol (Rs. 26.00/kg), radish (Rs. 8.00/kg), and leeks (Rs. 4.00/kg).



However, prices of beans and beetroot dropped by Rs. 60.00/kg and Rs. 6.00/kg, respectively, while tomato and capsicum

prices fell by Rs. 21.00/kg and Rs. 65.00/kg.

Among the low country vegetables, luffa saw the highest price increase (Rs. 62.00/kg), followed by snake gourd and drumstick, each rising by Rs. 18.00/kg. Prices of ladies fingers and pumpkin decreased by Rs. 31.00/kg and Rs. 19.00/kg, respectively. Lime and green chilies dropped by Rs. 123.00/kg and Rs. 56.00/kg, respectively.



Compared to the same period last year, most vegetable prices have risen, with the highest increase reported for leeks at 57%.

Coconut

Wholesale

Prices of large and small nuts have increased by 1% and 3% respectively, price ranges were Rs.110.00-120.00 for a large nut and Rs.95.00-105.00 for a small nut.

Compared to the same period of last year, prices of large and small nuts have increased by 28% and 33% respectively.

Retail

Prices of both large and small nuts have remained almost same as last week. Price ranged were Rs.120.00-140.00 for a large nut and Rs.100.00-120.00 for a small nut.

Compared to the same period of last year, prices of large nuts have increased by 23% while prices of small nuts have increased by 25%.

Fruits

Wholesale

The prices of most fruit varieties have decreased due to low demand caused by rainy weather. The largest decrease, 18%, was seen in oranges due to the availability of low-quality stock. Wood apple prices dropped by 13% and slime apple by 15% for similar reasons. All banana varieties except Kolikuttu experienced a 1%-5% decrease due to sufficient stock, while King coconut prices fell by 2%, and pineapples, avocados, and passion fruits each saw a 1% decline due to lower demand and ample supply.

In contrast, papaya prices increased by 25% due to limited supply from the Puttalam area, and Kolikuttu bananas rose by 20% due to stock shortages.

Compared to the same period last year, most wholesale fruit prices have risen, with

the highest increase of 116% recorded for passionfruit.

Retail

Retail prices of most fruits have decreased in line with falling wholesale prices. The largest drop was for the largest size of pineapple, down by Rs.26.00 per fruit, with medium and small sizes decreasing by Rs.14.00 and Rs.7.00, respectively. Orange prices fell by Rs.11.00 per fruit due to smaller, lower-quality stock, while wood apple saw a Rs.6.00 decrease per fruit due to excess supply.

However, Kolikuttu banana prices rose by Rs.50.00/kg due to limited supply, while imported grapes from China increased by Rs.24.00/kg and papayas by Rs.15.00/kg. Slime apple prices increased by Rs.14.00 per fruit due to stock shortages.

Compared to the same period last year, most retail fruit prices have increased, with the highest increase of 71% reported for slime apple.

Fresh Fish

Wholesale

Wholesale prices of most fresh fish have increased due to lower supply compared to demand. The largest price rise, 12%, was for Kelawalla, with prices ranging from Rs.1150.00 to Rs.1450.00/kg, due to low

supply from Galle, Mirissa, and Beruwala. Shrimp prices increased by 11%, ranging from Rs.1750.00 to Rs.2300.00/kg, due to limited supply from Kalpitiya, Chilaw, and Puttalam. Additionally, prices for Thora, Paraw, Salaya, and Balaya increased by 4%-7%.

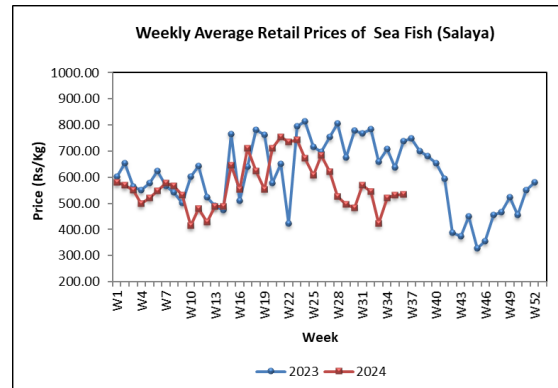
In contrast, Hurulla prices fell by 16%, ranging from Rs.600.00 to Rs.700.00/kg, due to high supply from Kalpitiya and Mullaitivu. Mora prices also dropped by 12%, with a price range of Rs.1000.00-1100.00/kg, while Thalapath saw a 2% decrease.

Compared to the same period last year, most fresh fish wholesale prices have decreased by 4%-33%, with the largest drop noted for Salaya.

Retail

With rising wholesale prices, the retail prices of most fish varieties, except Hurulla, Balaya, Mora, and Thalapath, have increased due to reduced supply. The largest price increase was for Paraw, up by Rs.180.00/kg, while other fish saw price increases ranging from Rs.2.00 to Rs.38.00/kg. The biggest price drop was for Hurulla, down by Rs.77.00/kg, followed by Balaya, which decreased by Rs.62.00/kg. Other fish varieties saw price decreases ranging from Rs.34.00 to Rs.55.00/kg.

Compared to the same period last year, retail prices for all fish except Hurulla and shrimp have dropped by 1%-28%, with the biggest decrease recorded for Salaya.



Dried Fish

Wholesale

Due to reduced local dried fish supply, prices for most local and imported dried fish varieties have increased. The highest price rise, 22%, was for local Salaya, with prices ranging from Rs.450.00-650.00/kg, due to low supply from Mannar, Chilaw, and Puttalam. Local Balaya prices increased by 11%, ranging from Rs.1100.00-1320.00/kg, due to limited supply from Negombo and Beruwala. Local sprats saw a 6% price increase, ranging from Rs.1250.00-1450.00/kg, due to low supply from Trincomalee, Mannar, and Mullaitivu. Imported sprats also rose by 1%.

On the other hand, imported Anguluwa prices fell by 4%, ranging from Rs.1350.00-1500.00/kg, due to high supply from Oman and Pakistan. Prices of

imported Kattawa and local Mora also decreased by 3% and 2%, respectively.

Compared to the same period last year, wholesale prices for most dried fish varieties have decreased by 2%-25%, with the largest drop reported for local sprats.

Retail

In line with the increase in wholesale prices, the retail prices of most dried fish varieties, except for kattawa, mora, and anguluwa, have risen due to a decrease in supply. The highest price increase was observed for salaya, with a rise of Rs. 70.00/kg. The price increases for other dried fish varieties ranged from Rs. 12.00 to Rs. 21.00/kg. In contrast, the highest price decrease was recorded for kattawa, with a drop of Rs. 77.00/kg, followed by anguluwa, which decreased by Rs. 57.00/kg.

Compared to the same period last year, all dried fish varieties, except for imported sprats, have shown price decreases, ranging from 2% to 16%. The largest price drop was reported for kattawa.

Eggs

Wholesale

The prices of brown and white eggs have remained relatively stable, ranging between Rs.44.00-47.00 for brown eggs and Rs.42.00-43.50 for white eggs.

Compared to the same period last year, the price of brown eggs has increased by 1%, while the price of white eggs has decreased by 1%.

Retail

A consistent price range has been identified for both brown and white eggs. White eggs were priced between Rs.44.00-46.00, while brown eggs ranged from Rs.46.00-47.00. The average prices were Rs.47.00 for brown eggs and Rs.45.00 for white eggs. Compared to the same period last year, both types of eggs have shown a slight price decrease of around 1%.

Meat

Retail

Prices of other meat types, except curry chicken and mutton, have decreased by Rs.6.00-17.00/kg, with pork seeing the largest drop. Curry chicken and mutton prices increased by Rs.5.00/kg and Rs.14.00/kg, respectively.

Compared to the same period last year, all meat types except beef and mutton have seen price decreases of 9%-17%, with the largest decrease reported for broiler chicken.

EXPLANATORY NOTE

The Food Commodities Bulletin is a weekly publication containing information relating to wholesale and retail prices of selected food commodities in nine selected markets in and around Colombo and main markets in the major producing areas.

The information is analyzed and presented as prevailing prices, price ranges, averages, and a comparison of weekly prices. The changes in prices reported are always with price prevailed during the previous week unless otherwise stated.

The frequency of collection of wholesale price information is twice a week (i.e., Tuesday and Friday) while with retail prices, it is thrice a week (i.e., Friday, Monday, and Tuesday).

Table 01: Selected Markets: Wholesale Price of Rice (Rs/50kg bag)

Week 36: 30 Aug - 05 Sep 2024

LOCATIONS	Rice Varieties													
	Samba 1		Samba 2		Keeri Samba		Nadu 1		Nadu 2		Raw Red		Raw White	
Colombo	11500	11750	11000	11250	12000	15000	10750	11000	10350	10650	10000	10500	10250	10750
Divulapitiya	11350	11400	10700	11250	12500	12500	10700	11050	10200	10500	9750	10150	9950	10400
Kurunegala	-	-	-	-	-	-	-	-	-	-	-	-	-	-
Nikaweratiya	13000	13250	10650	11000	12800	16000	11500	11500	10500	10750	-	-	9900	10250
Badulla	11000	11500	-	-	12500	13000	10750	10750	-	-	9900	10000	10000	10000
Puttalam	-	-	-	-	-	-	-	-	-	-	-	-	-	-
Dambulla	11500	11750	10900	11100	11750	12000	10900	11000	10600	10650	9900	10000	10000	10200
Anuradhapura	12500	13000	11400	11600	14000	15500	10750	11200	-	-	10000	10250	9750	10250
Tambuttegama	13250	13250	11500	11500	-	-	11000	11250	10500	10500	-	-	10000	10000
Polonnaruwa	11250	11400	-	-	12750	12900	10800	10900	10500	10650	10400	10500	10400	10500
Kalutara	-	-	-	-	-	-	-	-	-	-	-	-	-	-
Ampara	11000	11100	-	-	-	-	11000	11000	10500	10500	9250	9400	9150	9300
Kandy	12000	12500	11250	11500	14250	15000	11000	11250	10500	10750	9750	10000	10000	10500
Moneragala	12000	12750	10500	10500	13500	15500	10900	11000	-	-	9500	9750	9750	10000
Kegalle	-	-	-	-	-	-	-	-	-	-	-	-	-	-
Dehiattakandiya	12400	12500	-	-	12750	14500	10750	10750	-	-	9250	10500	9750	10500
Hambantota	11000	11500	-	-	12000	15500	-	-	-	-	9500	9750	9750	10000
Matara	-	-	11250	11350	12500	12800	10800	10900	-	-	9900	10100	10150	10300
Galle	12750	13400	-	-	12900	16000	10800	10900	-	-	9250	10000	10250	10400
Meegoda	-	-	10900	11300	12250	15300	10600	11000	-	-	9750	10200	9750	10400
Tissamaharama	-	-	-	-	14250	14750	-	-	-	-	9600	9650	9650	10250
Embilipitiya	11300	11400	11250	11250	14700	14750	10400	10500	-	-	9900	10000	9800	10000
Jaffna	-	-	11000	11250	14250	14500	-	-	10250	10500	10400	10600	10000	10250
Vavuniya	-	-	11000	11250	15750	15900	11000	11250	-	-	10500	10700	10400	10600
Mannar	11500	11750	-	-	15500	16000	10750	11000	-	-	9900	10000	10000	10400
Killinochchi	11400	11500	11250	11300	15000	15500	11000	11200	10750	10900	10000	10250	10250	10400
Mullattivu	-	-	-	-	-	-	-	-	-	-	-	-	-	-
Batticaloa	-	-	-	-	-	-	-	-	-	-	-	-	-	-
Trincomalee	11850	12000	-	-	16250	16400	11250	11400	10500	10800	9750	10000	10250	10400
Galenbindunuwewa	-	-	-	-	-	-	-	-	-	-	-	-	-	-
Matale	11400	11750	-	-	12500	12900	11250	11400	10900	11000	10000	10250	10250	10500

Table 02: Selected Markets: Retail Price of Rice (Rs/kg)

Week 36: 30 Aug - 05 Sep 2024

LOCATIONS	Rice Varieties													
	Samba 1		Samba 2		Keeri Samba		Nadu 1		Nadu 2		Raw Red		Raw White	
Colombo	230.00	260.00	-	-	260.00	340.00	220.00	230.00	-	-	210.00	220.00	210.00	220.00
Gampaha	-	-	230.00	240.00	260.00	260.00	220.00	220.00	-	-	220.00	225.00	210.00	210.00
Kurunegala	-	-	-	-	-	-	-	-	-	-	-	-	-	-
Nikaweratiya	270.00	270.00	230.00	245.00	270.00	340.00	235.00	235.00	215.00	215.00	215.00	220.00	200.00	210.00
Dambulla	235.00	245.00	225.00	230.00	250.00	260.00	220.00	225.00	215.00	216.00	200.00	210.00	205.00	210.00
Anuradhapura	255.00	265.00	230.00	235.00	290.00	320.00	220.00	230.00	-	-	205.00	210.00	200.00	210.00
Thambuthhegama	265.00	265.00	230.00	232.00	290.00	320.00	220.00	220.00	210.00	212.00	-	-	205.00	207.00
Polonnaruwa	-	-	228.00	230.00	258.00	260.00	218.00	220.00	212.00	215.00	210.00	213.00	205.00	212.00
Kaluthara	-	-	-	-	-	-	-	-	-	-	-	-	-	-
Badulla	-	-	240.00	245.00	260.00	300.00	220.00	225.00	-	-	205.00	210.00	205.00	210.00
Keppetipola	245.00	250.00	230.00	235.00	315.00	320.00	220.00	225.00	214.00	216.00	195.00	200.00	200.00	205.00
Moneragala	250.00	260.00	220.00	220.00	290.00	320.00	220.00	230.00	-	-	195.00	200.00	200.00	205.00
Kegalle	270.00	275.00	-	-	270.00	330.00	220.00	220.00	200.00	210.00	210.00	210.00	210.00	210.00
Ampara	260.00	270.00	220.00	230.00	270.00	270.00	215.00	220.00	210.00	210.00	190.00	195.00	195.00	210.00
Dehiattakandiya	250.00	260.00	-	-	260.00	300.00	220.00	225.00	210.00	210.00	190.00	210.00	198.00	210.00
Nuwaraeliya	240.00	250.00	225.00	235.00	315.00	320.00	225.00	230.00	215.00	220.00	206.00	210.00	208.00	212.00
Kandy	260.00	270.00	235.00	240.00	320.00	340.00	220.00	230.00	210.00	215.00	205.00	215.00	210.00	220.00
Puttalam	230.00	265.00	-	-	-	-	-	-	200.00	210.00	210.00	220.00	205.00	220.00
Hambantota	-	-	230.00	240.00	260.00	320.00	-	-	-	-	195.00	200.00	200.00	210.00
Rathnapura	260.00	270.00	-	-	325.00	345.00	218.00	220.00	210.00	214.00	203.00	205.00	210.00	220.00
Matara	260.00	260.00	230.00	230.00	260.00	290.00	220.00	225.00	-	-	200.00	208.00	205.00	210.00
Galle	260.00	270.00	230.00	230.00	260.00	330.00	220.00	220.00	-	-	195.00	210.00	210.00	210.00
Tissamaharama	-	-	-	-	280.00	320.00	220.00	230.00	-	-	193.00	210.00	195.00	210.00
Meegoda (DEC)	230.00	240.00	-	-	260.00	260.00	215.00	220.00	-	-	205.00	210.00	210.00	210.00
Embilipitiya	230.00	240.00	228.00	230.00	295.00	305.00	210.00	220.00	200.00	205.00	200.00	205.00	198.00	210.00
Jaffna	-	-	230.00	240.00	305.00	315.00	220.00	225.00	-	-	220.00	225.00	210.00	215.00
Vavuniya	-	-	248.00	250.00	330.00	335.00	220.00	225.00	-	-	210.00	214.00	210.00	215.00
Mannar	-	-	245.00	250.00	330.00	350.00	225.00	230.00	-	-	205.00	210.00	215.00	220.00
Killinochchi	-	-	235.00	240.00	325.00	330.00	226.00	230.00	-	-	208.00	212.00	210.00	215.00
Mullaittivu	-	-	-	-	-	-	-	-	-	-	-	-	-	-
Batticaloa	-	-	-	-	-	-	-	-	-	-	-	-	-	-
Trincomalee	-	-	242.00	246.00	335.00	340.00	224.00	235.00	-	-	206.00	210.00	214.00	216.00
Hanguranketha	-	-	228.00	230.00	260.00	260.00	220.00	220.00	210.00	215.00	194.00	205.00	204.00	210.00
Veyangoda	-	-	-	-	-	-	-	-	-	-	-	-	-	-
Galenbindunuwewa	-	-	-	-	-	-	-	-	-	-	-	-	-	-
Bandarawela	-	-	-	-	260.00	290.00	218.00	220.00	-	-	205.00	210.00	205.00	210.00
Matale	230.00	240.00	225.00	226.00	260.00	280.00	230.00	232.00	220.00	225.00	205.00	212.00	208.00	215.00

Table 04: Selected Markets: Wholesale Price of Subsidiary Food (Rs/50kg)

Week 36: 30 Aug - 05 Sep 2024

LOCATION	Dried Chillies		Red Onion		Big Onion	Potato			Pulses										
	Imported		Imported	Local		Imported	Welimada	Nuwara Eliya	Green Gram	Cowpea	Red Dhal								
Colombo	32500 -	40000	-	12500 -	17500	8250 -	13000	7500 -	15000	12500 -	14000	13000 -	16000	37500 -	40000	36250 -	40000	13000 -	13250
Kurunegala	-		-	-		-		-		-		-		-		-		-	
Nikaweratiya	34000 -	40000	-	14000 -	16000	9250 -	13500	9000 -	9500	-		-		37500 -	39000	37500 -	40000	13250 -	13750
Dehiattakandiya	32500 -	35000	-	12000 -	17500	9000 -	13750	8000 -	11000	-		15000 -	19000	30000 -	37500	-		13250 -	15000
Dambulla (DEC)	37500 -	40000	-	12500 -	14000	8500 -	12500	7500 -	8000	-		-		32500 -	35000	-		13250 -	13500
Anuradhapura	39000 -	41500	-	-		9500 -	14000	9000 -	10750	-		-		37500 -	42500	40000 -	44000	13500 -	14000
Thambuththegama	35000 -	40000	-	16000 -	16500	8750 -	13000	8750 -	9500	-		-		34000 -	35000	35000 -	37500	13400 -	13900
Polonnaruwa	37500 -	40000	-	15250 -	16750	10250 -	11750	11250 -	11750	-		-		32500 -	35000	35000 -	39000	15000 -	15500
Kaluthara	-		-	-		-		-		-		-		-		-		-	
Puttalam	-		-	12500 -	15000	-		-		-		-		-		-		-	
Kandy	36000 -	37500	-	14000 -	15000	9250 -	13000	8000 -	9250	13500 -	13750	15000 -	15500	38000 -	40000	42500 -	45000	13500 -	13750
Matara	40000 -	41000	-	15500 -	16250	10750 -	13750	9750 -	11000	-		19500 -	20500	41500 -	45000	44000 -	46000	14000 -	14500
Hambantota	35000 -	42500	-	15000 -	17500	9500 -	14000	9000 -	10000	-		15000 -	15000	39000 -	42000	39000 -	47500	13400 -	14000
Kegalle	36500 -	37000	-	12000 -	12000	11500 -	13500	9000 -	10000	-		21500 -	22000	38500 -	39000	39500 -	40000	13850 -	15000
Galle	36250 -	42500	-	19000 -	20500	10500 -	13250	11000 -	13000	-		15000 -	17000	42500 -	45000	42500 -	46000	14000 -	14500
Tissamaharama	40000 -	42000	-	17500 -	19000	-		10000 -	10500	-		13000 -	14000	40000 -	42500	40000 -	40000	15000 -	15500
Meegoda (DEC)	33500 -	37000	-	13500 -	15000	8500 -	13500	7750 -	9000	12000 -	13000	16000 -	16500	39000 -	42500	38000 -	45000	13250 -	13500
Jaffna	38000 -	38250	-	11250 -	11750	11000 -	11750	11000 -	11500	-		-		36500 -	36750	-		13500 -	13750
Vavuniya	35000 -	40000	-	12500 -	13500	10000 -	11000	9500 -	11000	-		-		37500 -	39000	37000 -	37000	14250 -	14750
Mannar	35000 -	36000	-	13500 -	14000	10000 -	13500	8750 -	9000	-		-		40000 -	41000	-		14000 -	14250
Killinochchi	37000 -	38000	-	13000 -	14000	10000 -	11000	10500 -	11500	-		-		36000 -	37000	-		13750 -	14000
Mullattivu	-		-	-		-		-		-		-		-		-		-	
Batticaloa	-		-	-		-		-		-		-		-		-		-	
Trincomalee	34500 -	35500	-	-		9250 -	10000	9000 -	9500	-		-		37000 -	37500	40000 -	41000	14400 -	14700
Galenbindunuwewa	-		-	-		-		-		-		-		-		-		-	
Matale	34000 -	37500	-	17000 -	17500	9000 -	13750	8000 -	9000	-		-		37500 -	39000	40000 -	41000	13250 -	14000

Table 05: Selected Markets: Retail Price of Subsidiary Food Crops (Rs/kg)

Week 36: 30 Aug - 05 Sep 2024

LOCATIONS	Dried Chillies		Red Onion		Big Onion	Potato			Pulses		
	Imported		Imported	Local		Imported	Welimada	Nuwara Eliya	Green Gram	Cowpea	Red Dhal
Colombo	700.00 - 1200.00	-	400.00 - 500.00	220.00 - 320.00	200.00 - 280.00	-	360.00 - 520.00	800.00 - 1200.00	800.00 - 1200.00	280.00 - 360.00	
Gampaha	950.00 - 1000.00	-	470.00 - 520.00	260.00 - 300.00	280.00 - 300.00	-	400.00 - 480.00	1060.00 - 1200.00	980.00 - 1000.00	300.00 - 360.00	
Kurunegala	-	-	-	-	-	-	-	-	-	-	
Nikaweratiya	740.00 - 850.00	-	350.00 - 400.00	200.00 - 280.00	200.00 - 240.00	-	-	850.00 - 1000.00	900.00 - 1000.00	275.00 - 320.00	
Dambulla	850.00 - 900.00	-	360.00 - 380.00	200.00 - 280.00	180.00 - 200.00	-	-	900.00 - 950.00	850.00 - 900.00	280.00 - 285.00	
Anuradhapura	850.00 - 900.00	-	-	200.00 - 290.00	200.00 - 230.00	-	-	900.00 - 1000.00	900.00 - 1000.00	300.00 - 320.00	
Thambuthhegama	850.00 - 950.00	-	400.00 - 450.00	260.00 - 320.00	260.00 - 280.00	-	-	850.00 - 900.00	950.00 - 1000.00	285.00 - 290.00	
Polonnaruwa	850.00 - 950.00	-	320.00 - 400.00	220.00 - 250.00	220.00 - 250.00	-	-	750.00 - 800.00	850.00 - 900.00	300.00 - 320.00	
Kaluthara	-	-	-	-	-	-	-	-	-	-	
Badulla	800.00 - 800.00	-	360.00 - 420.00	220.00 - 240.00	200.00 - 220.00	320.00 - 320.00	-	900.00 - 900.00	850.00 - 850.00	295.00 - 300.00	
Keppetipola	840.00 - 860.00	-	360.00 - 400.00	220.00 - 320.00	220.00 - 280.00	340.00 - 360.00	-	940.00 - 960.00	920.00 - 950.00	290.00 - 305.00	
Moneragala	800.00 - 900.00	-	400.00 - 400.00	220.00 - 300.00	200.00 - 280.00	-	360.00 - 400.00	800.00 - 900.00	780.00 - 800.00	300.00 - 320.00	
Kegalle	780.00 - 800.00	-	350.00 - 400.00	250.00 - 320.00	210.00 - 240.00	-	450.00 - 480.00	800.00 - 900.00	830.00 - 850.00	280.00 - 340.00	
Ampara	750.00 - 850.00	-	340.00 - 390.00	215.00 - 295.00	-	-	390.00 - 400.00	900.00 - 990.00	825.00 - 900.00	275.00 - 280.00	
Dehiattakandiya	750.00 - 800.00	-	360.00 - 400.00	200.00 - 300.00	200.00 - 240.00	-	360.00 - 400.00	750.00 - 800.00	-	280.00 - 320.00	
Nuwaraeliya	860.00 - 920.00	-	360.00 - 380.00	240.00 - 350.00	250.00 - 260.00	-	420.00 - 450.00	950.00 - 980.00	950.00 - 980.00	290.00 - 305.00	
Kandy	900.00 - 950.00	-	440.00 - 460.00	280.00 - 300.00	220.00 - 240.00	-	480.00 - 500.00	920.00 - 1000.00	1000.00 - 1060.00	295.00 - 320.00	
Puttalam	790.00 - 900.00	-	340.00 - 400.00	240.00 - 300.00	180.00 - 240.00	-	400.00 - 480.00	750.00 - 880.00	850.00 - 900.00	300.00 - 300.00	
Rathnapura	900.00 - 1000.00	-	350.00 - 400.00	285.00 - 300.00	220.00 - 240.00	-	-	900.00 - 1000.00	950.00 - 1000.00	300.00 - 320.00	
Hambantota	800.00 - 950.00	-	400.00 - 480.00	230.00 - 320.00	220.00 - 240.00	-	360.00 - 400.00	840.00 - 1000.00	840.00 - 1000.00	280.00 - 320.00	
Matara	850.00 - 900.00	-	350.00 - 400.00	230.00 - 300.00	230.00 - 250.00	-	420.00 - 480.00	850.00 - 1000.00	880.00 - 950.00	300.00 - 330.00	
Galle	850.00 - 900.00	-	360.00 - 480.00	220.00 - 280.00	240.00 - 280.00	-	400.00 - 400.00	900.00 - 1200.00	900.00 - 1000.00	300.00 - 320.00	
Tissamaharama	800.00 - 900.00	-	400.00 - 420.00	300.00 - 320.00	200.00 - 240.00	-	380.00 - 420.00	950.00 - 1000.00	850.00 - 1000.00	320.00 - 350.00	
Meegoda (DEC)	750.00 - 800.00	-	400.00 - 480.00	200.00 - 300.00	180.00 - 200.00	-	380.00 - 440.00	800.00 - 1000.00	800.00 - 1020.00	280.00 - 300.00	
Embilipitiya	780.00 - 850.00	-	350.00 - 400.00	200.00 - 290.00	210.00 - 230.00	-	360.00 - 380.00	850.00 - 960.00	880.00 - 980.00	280.00 - 300.00	
Jaffna	780.00 - 820.00	-	250.00 - 280.00	240.00 - 280.00	240.00 - 270.00	-	-	750.00 - 770.00	-	280.00 - 300.00	
Vavuniya	950.00 - 1050.00	-	-	230.00 - 240.00	260.00 - 280.00	-	-	875.00 - 900.00	-	300.00 - 305.00	
Mannar	800.00 - 860.00	-	300.00 - 320.00	230.00 - 300.00	200.00 - 220.00	-	-	850.00 - 900.00	-	300.00 - 330.00	
Killinochchi	800.00 - 840.00	-	300.00 - 330.00	240.00 - 260.00	240.00 - 260.00	-	-	750.00 - 780.00	-	300.00 - 305.00	
Mullaittivu	-	-	-	-	-	-	-	-	-	-	
Batticaloa	-	-	-	-	-	-	-	-	-	-	
Trincomalee	800.00 - 840.00	-	-	235.00 - 250.00	240.00 - 250.00	-	-	830.00 - 850.00	880.00 - 900.00	300.00 - 305.00	
Hanguranketha	780.00 - 820.00	-	300.00 - 350.00	265.00 - 300.00	190.00 - 200.00	-	360.00 - 460.00	790.00 - 875.00	800.00 - 978.00	275.00 - 280.00	
Veyangoda	-	-	-	-	-	-	-	-	-	-	
Galenbindunuwewa	-	-	-	-	-	-	-	-	-	-	
Bandarawela	800.00 - 850.00	-	400.00 - 400.00	220.00 - 300.00	200.00 - 240.00	340.00 - 360.00	-	950.00 - 950.00	950.00 - 950.00	290.00 - 300.00	
Matale	750.00 - 820.00	-	360.00 - 400.00	200.00 - 290.00	180.00 - 200.00	-	480.00 - 520.00	800.00 - 900.00	850.00 - 930.00	280.00 - 290.00	

Table 06: Selected Markets: Wholesale Price of Vegetables(Rs/kg)

Week 36: 30 Aug - 05 Sep 2024

Locations	Butter Beans	Green Beans	Carrot	Leeks	Beetroot	Knolkhol
Colombo	-	150.00 - 250.00	120.00 - 200.00	180.00 - 250.00	50.00 - 100.00	70.00 - 130.00
Meegoda (DEC)	-	180.00 - 240.00	170.00 - 230.00	170.00 - 240.00	60.00 - 100.00	120.00 - 140.00
Dambulla (DEC)	-	180.00 - 220.00	160.00 - 200.00	200.00 - 220.00	50.00 - 70.00	70.00 - 90.00
Keppetipola (DEC)	-	150.00 - 200.00	150.00 - 170.00	180.00 - 200.00	80.00 - 100.00	50.00 - 70.00
Norochchole (DEC)	-	-	-	-	40.00 - 60.00	-
Nuwara Eliya	-	160.00 - 180.00	210.00 - 220.00	190.00 - 200.00	90.00 - 100.00	60.00 - 80.00
Kandy	-	200.00 - 250.00	180.00 - 200.00	180.00 - 200.00	60.00 - 70.00	70.00 - 80.00
Hambantota	-	250.00 - 300.00	250.00 - 300.00	250.00 - 300.00	120.00 - 140.00	100.00 - 150.00
Thambuththegama (DEC)	-	260.00 - 300.00	250.00 - 260.00	230.00 - 250.00	70.00 - 110.00	-
Jaffna	-	310.00 - 320.00	250.00 - 260.00	250.00 - 270.00	80.00 - 90.00	-
Bandarawela	-	180.00 - 200.00	150.00 - 160.00	180.00 - 200.00	-	80.00 - 90.00
Veyangoda	-	-	-	-	-	-

Locations	Raddish	Cabbage	Tomato	Ladies Fingers	Brinjal	Capsicum
Colombo	50.00 - 80.00	150.00 - 220.00	80.00 - 180.00	60.00 - 100.00	180.00 - 250.00	300.00 - 600.00
Meegoda (DEC)	80.00 - 100.00	180.00 - 260.00	100.00 - 160.00	80.00 - 120.00	190.00 - 220.00	400.00 - 450.00
Moneragala	60.00 - 70.00	200.00 - 230.00	130.00 - 200.00	80.00 - 100.00	140.00 - 160.00	550.00 - 700.00
Dambulla (DEC)	55.00 - 70.00	140.00 - 160.00	70.00 - 80.00	40.00 - 50.00	140.00 - 160.00	380.00 - 450.00
Keppetipola (DEC)	30.00 - 40.00	160.00 - 180.00	70.00 - 100.00	60.00 - 70.00	140.00 - 160.00	550.00 - 600.00
Norochchole (DEC)	40.00 - 60.00	180.00 - 200.00	-	60.00 - 70.00	100.00 - 140.00	350.00 - 450.00
Nuwara Eliya	40.00 - 50.00	210.00 - 220.00	80.00 - 100.00	70.00 - 80.00	160.00 - 170.00	560.00 - 600.00
Kandy	40.00 - 50.00	150.00 - 190.00	90.00 - 100.00	60.00 - 70.00	130.00 - 170.00	450.00 - 500.00
Hambantota	50.00 - 80.00	200.00 - 250.00	80.00 - 120.00	80.00 - 120.00	180.00 - 230.00	350.00 - 450.00
Thambuththegama (DEC)	80.00 - 90.00	230.00 - 260.00	60.00 - 80.00	30.00 - 40.00	160.00 - 220.00	300.00 - 400.00
Tissamaharama	-	180.00 - 200.00	120.00 - 120.00	70.00 - 90.00	150.00 - 160.00	500.00 - 520.00
Jaffna	80.00 - 90.00	210.00 - 220.00	140.00 - 160.00	80.00 - 90.00	200.00 - 220.00	450.00 - 470.00
Bandarawela	40.00 - 50.00	110.00 - 130.00	60.00 - 70.00	80.00 - 100.00	120.00 - 150.00	450.00 - 500.00
Veyangoda	-	-	-	-	-	-

Locations	Pumpkin	Cucumber	Bitter Gourd	Snake Gourd	Drumstick	Luffa
Colombo	60.00 - 100.00	50.00 - 90.00	150.00 - 200.00	170.00 - 220.00	100.00 - 200.00	150.00 - 250.00
Meegoda (DEC)	55.00 - 70.00	50.00 - 80.00	200.00 - 220.00	190.00 - 220.00	-	200.00 - 220.00
Moneragala	65.00 - 75.00	100.00 - 120.00	200.00 - 250.00	200.00 - 250.00	180.00 - 200.00	200.00 - 250.00
Dambulla (DEC)	30.00 - 40.00	50.00 - 60.00	140.00 - 160.00	120.00 - 140.00	150.00 - 160.00	140.00 - 160.00
Keppetipola (DEC)	50.00 - 70.00	60.00 - 70.00	170.00 - 180.00	140.00 - 150.00	120.00 - 130.00	160.00 - 180.00
Norochchole (DEC)	-	50.00 - 60.00	150.00 - 200.00	100.00 - 130.00	70.00 - 100.00	120.00 - 140.00
Nuwara Eliya	60.00 - 70.00	70.00 - 80.00	180.00 - 200.00	150.00 - 160.00	140.00 - 150.00	180.00 - 190.00
Kandy	45.00 - 60.00	60.00 - 70.00	160.00 - 180.00	140.00 - 150.00	130.00 - 150.00	180.00 - 200.00
Hambantota	80.00 - 100.00	80.00 - 100.00	200.00 - 250.00	150.00 - 200.00	80.00 - 120.00	180.00 - 250.00
Thambuththegama (DEC)	40.00 - 50.00	30.00 - 50.00	100.00 - 130.00	80.00 - 110.00	50.00 - 70.00	100.00 - 130.00
Tissamaharama	70.00 - 80.00	70.00 - 80.00	200.00 - 220.00	160.00 - 180.00	-	-
Jaffna	50.00 - 60.00	80.00 - 90.00	250.00 - 270.00	90.00 - 100.00	210.00 - 220.00	-
Bandarawela	60.00 - 70.00	80.00 - 90.00	-	-	-	-
Veyangoda	-	-	-	-	-	-

Table 06 (Contd.)

	Long Beans	Ash Plantain	Green Chillies	Lime	Sweet Potatoe	Manioc
Colombo	70.00 - 120.00	150.00 - 200.00	150.00 - 200.00	250.00 - 350.00	80.00 - 100.00	80.00 - 100.00
Meegoda (DEC)	120.00 - 200.00	200.00 - 240.00	180.00 - 220.00	250.00 - 300.00	60.00 - 80.00	100.00 - 120.00
Moneragala	80.00 - 100.00	80.00 - 100.00	-	280.00 - 300.00	100.00 - 120.00	80.00 - 90.00
Dambulla (DEC)	110.00 - 130.00	160.00 - 180.00	150.00 - 200.00	170.00 - 200.00	60.00 - 70.00	75.00 - 90.00
Keppetipola (DEC)	90.00 - 100.00	170.00 - 180.00	180.00 - 200.00	200.00 - 220.00	100.00 - 110.00	80.00 - 100.00
Norochhole (DEC)	80.00 - 110.00	-	170.00 - 190.00	-	-	70.00 - 100.00
Nuwara Eliya	100.00 - 110.00	180.00 - 200.00	200.00 - 220.00	220.00 - 240.00	120.00 - 130.00	90.00 - 100.00
Kandy	100.00 - 130.00	130.00 - 170.00	180.00 - 200.00	230.00 - 250.00	65.00 - 80.00	70.00 - 80.00
Hambantota	120.00 - 200.00	120.00 - 160.00	200.00 - 250.00	250.00 - 350.00	100.00 - 150.00	100.00 - 120.00
Thambuththegama (DEC)	100.00 - 120.00	150.00 - 180.00	120.00 - 170.00	160.00 - 200.00	50.00 - 60.00	70.00 - 90.00
Tissamaharama	60.00 - 80.00	-	200.00 - 240.00	200.00 - 240.00	90.00 - 120.00	100.00 - 120.00
Jaffna	110.00 - 120.00	160.00 - 180.00	120.00 - 130.00	260.00 - 270.00	160.00 - 175.00	-
Bandarawela	-	-	200.00 - 220.00	-	90.00 - 100.00	-
Veyangoda	-	-	-	-	-	-

Locations	Leafy Vegetables (Rs/bundle)			Coconut (Rs/nut)	
	Mukunuwenna	Kankun	Gotukola	Large	Small
Colombo	30.00 - 35.00	30.00 - 35.00	300.00 - 320.00	110.00 - 120.00	95.00 - 105.00
Meegoda (DEC)	40.00 - 60.00	40.00 - 60.00	180.00 - 210.00	110.00 - 120.00	100.00 - 105.00
Norochhole (DEC)	-	-	-	-	-
Nuwara Eliya	-	-	-	-	-
Dambulla (DEC)	20.00 - 30.00	25.00 - 30.00	100.00 - 125.00	80.00 - 90.00	65.00 - 70.00
Kandy	40.00 - 45.00	40.00 - 45.00	200.00 - 210.00	105.00 - 110.00	80.00 - 85.00
Hambantota	35.00 - 40.00	30.00 - 35.00	150.00 - 210.00	-	-
Thambuththegama (DEC)	-	-	-	90.00 - 95.00	65.00 - 70.00
Tissamaharama	30.00 - 40.00	40.00 - 50.00	-	85.00 - 95.00	70.00 - 80.00
Jaffna	65.00 - 75.00	40.00 - 45.00	120.00 - 125.00	120.00 - 125.00	70.00 - 75.00
Bandarawela	-	-	-	-	-
Veyangoda	-	-	-	-	-

Colombo, Meegoda, Norochhole, Jaffna, Dambulla and Kandy - Gotukola Price Rs/Kg

Table 07: Selected Markets: Retail Price of Vegetables (Rs/kg)

Week 36: 30 Aug - 05 Sep 2024

LOCATIONS	Up Country Varieties																
	Butter Beans	Green Beans		Carrot		Leeks		Beetroot		Knol Khol		Raddish		Cabbage		Tomato	
Colombo	-	260.00	460.00	240.00	400.00	240.00	440.00	140.00	400.00	150.00	320.00	90.00	320.00	240.00	400.00	160.00	360.00
Gampaha	-	320.00	400.00	280.00	320.00	360.00	400.00	240.00	300.00	200.00	260.00	160.00	200.00	380.00	420.00	240.00	320.00
Kurunegala	-	-	-	-	-	-	-	-	-	-	-	-	-	-	-	-	-
Nikaweratiya	-	400.00	480.00	320.00	400.00	360.00	400.00	160.00	240.00	160.00	240.00	120.00	160.00	320.00	400.00	240.00	300.00
Dambulla	-	380.00	400.00	340.00	380.00	340.00	380.00	180.00	220.00	160.00	180.00	140.00	160.00	300.00	360.00	180.00	220.00
Anuradhapura	-	400.00	480.00	320.00	400.00	320.00	400.00	200.00	320.00	160.00	240.00	120.00	180.00	280.00	400.00	200.00	320.00
Thambuthhegama	-	450.00	520.00	350.00	400.00	380.00	430.00	180.00	220.00	200.00	200.00	180.00	220.00	360.00	400.00	150.00	180.00
Polonnaruwa	-	360.00	420.00	350.00	400.00	360.00	400.00	230.00	250.00	160.00	200.00	110.00	130.00	250.00	280.00	250.00	300.00
Kaluthara	-	-	-	-	-	-	-	-	-	-	-	-	-	-	-	-	-
Badulla	-	320.00	320.00	320.00	360.00	320.00	360.00	240.00	240.00	240.00	260.00	120.00	140.00	200.00	240.00	200.00	320.00
Keppetipola	-	280.00	320.00	240.00	260.00	280.00	300.00	180.00	220.00	140.00	150.00	90.00	100.00	260.00	280.00	180.00	200.00
Moneragala	-	360.00	480.00	320.00	400.00	360.00	400.00	200.00	320.00	180.00	240.00	120.00	140.00	280.00	320.00	200.00	320.00
Kegalle	-	360.00	400.00	280.00	320.00	360.00	400.00	220.00	260.00	240.00	280.00	200.00	240.00	280.00	320.00	280.00	320.00
Ampara	-	320.00	340.00	300.00	340.00	300.00	320.00	160.00	180.00	180.00	240.00	200.00	200.00	260.00	280.00	180.00	240.00
Dehiattakandiya	-	300.00	320.00	240.00	300.00	300.00	320.00	120.00	300.00	200.00	200.00	150.00	200.00	200.00	320.00	200.00	200.00
Nuwaraeliya	-	300.00	320.00	320.00	340.00	300.00	320.00	180.00	220.00	160.00	180.00	130.00	150.00	300.00	320.00	220.00	240.00
Kandy	-	360.00	400.00	260.00	300.00	300.00	320.00	120.00	140.00	160.00	200.00	140.00	160.00	280.00	300.00	160.00	200.00
Puttalam	-	400.00	480.00	280.00	400.00	300.00	400.00	150.00	250.00	250.00	300.00	150.00	200.00	300.00	400.00	250.00	320.00
Hambantota	-	300.00	400.00	320.00	400.00	300.00	400.00	150.00	240.00	160.00	220.00	100.00	120.00	280.00	300.00	150.00	200.00
Rathnapura	-	320.00	350.00	300.00	360.00	300.00	360.00	200.00	230.00	180.00	200.00	160.00	240.00	300.00	320.00	200.00	280.00
Matara	-	380.00	400.00	320.00	340.00	320.00	400.00	200.00	240.00	160.00	200.00	120.00	140.00	320.00	400.00	160.00	200.00
Galle	-	400.00	500.00	350.00	380.00	340.00	400.00	240.00	260.00	140.00	200.00	200.00	220.00	340.00	400.00	200.00	240.00
Tissamaharama	-	360.00	380.00	260.00	320.00	320.00	360.00	200.00	240.00	-	-	240.00	260.00	200.00	240.00	120.00	140.00
Meegoda (DEC)	-	440.00	480.00	300.00	400.00	300.00	400.00	160.00	200.00	240.00	320.00	150.00	200.00	300.00	400.00	200.00	300.00
Embilipitiya	-	320.00	400.00	300.00	400.00	320.00	400.00	140.00	200.00	150.00	200.00	120.00	160.00	320.00	400.00	120.00	160.00
Jaffna	-	350.00	400.00	300.00	340.00	300.00	350.00	120.00	150.00	-	-	120.00	150.00	250.00	300.00	200.00	250.00
Vavuniya	-	550.00	600.00	400.00	430.00	350.00	400.00	200.00	220.00	-	-	150.00	200.00	300.00	320.00	280.00	300.00
Mannar	-	500.00	540.00	320.00	350.00	400.00	450.00	240.00	280.00	-	-	160.00	200.00	320.00	350.00	300.00	340.00
Killinochchi	-	580.00	620.00	380.00	420.00	380.00	420.00	230.00	250.00	-	-	200.00	220.00	240.00	260.00	280.00	320.00
Mullaittivu	-	-	-	-	-	-	-	-	-	-	-	-	-	-	-	-	-
Batticaloa	-	-	-	-	-	-	-	-	-	-	-	-	-	-	-	-	-
Trincomalee	-	580.00	600.00	350.00	380.00	370.00	400.00	300.00	350.00	200.00	220.00	180.00	200.00	260.00	300.00	290.00	320.00
Hanguranketha	-	280.00	320.00	200.00	220.00	240.00	260.00	100.00	140.00	100.00	120.00	60.00	70.00	150.00	180.00	160.00	200.00
Veyangoda	-	-	-	-	-	-	-	-	-	-	-	-	-	-	-	-	-
Galenbindunuwewa	-	-	-	-	-	-	-	-	-	-	-	-	-	-	-	-	-
Bandarawela	-	300.00	320.00	260.00	320.00	280.00	300.00	260.00	280.00	180.00	200.00	100.00	120.00	200.00	220.00	200.00	220.00
Matale	-	320.00	360.00	280.00	320.00	360.00	400.00	140.00	160.00	120.00	140.00	100.00	120.00	240.00	280.00	200.00	240.00

Table 07 (Contd.)

LOCATIONS	Low Country Varieties										
	Ladies Fingers	Brinjal	Capsicum	Pumpkin	Cucumber	Bitter Gourd	Snake Gourd	Drumstick	Luffa	Long Beans	
Colombo	120.00 - 320.00	240.00 - 400.00	420.00 - 800.00	120.00 - 260.00	100.00 - 240.00	240.00 - 480.00	200.00 - 420.00	200.00 - 400.00	240.00 - 420.00	150.00 - 400.00	
Gampaha	200.00 - 240.00	320.00 - 360.00	600.00 - 800.00	160.00 - 200.00	140.00 - 180.00	320.00 - 360.00	240.00 - 280.00	320.00 - 340.00	380.00 - 420.00	240.00 - 300.00	
Kurunegala	-	-	-	-	-	-	-	-	-	-	
Nikaweratiya	120.00 - 200.00	240.00 - 300.00	400.00 - 480.00	120.00 - 160.00	120.00 - 160.00	220.00 - 320.00	160.00 - 240.00	240.00 - 240.00	240.00 - 300.00	140.00 - 200.00	
Dambulla	120.00 - 140.00	240.00 - 280.00	600.00 - 700.00	100.00 - 140.00	120.00 - 140.00	260.00 - 300.00	200.00 - 240.00	240.00 - 280.00	260.00 - 280.00	220.00 - 260.00	
Anuradhapura	160.00 - 200.00	280.00 - 360.00	600.00 - 700.00	140.00 - 200.00	160.00 - 200.00	240.00 - 320.00	200.00 - 320.00	240.00 - 360.00	280.00 - 360.00	240.00 - 320.00	
Thambuththegama	100.00 - 120.00	300.00 - 380.00	550.00 - 600.00	100.00 - 150.00	80.00 - 150.00	250.00 - 300.00	200.00 - 250.00	140.00 - 160.00	200.00 - 250.00	160.00 - 200.00	
Polonnaruwa	150.00 - 180.00	260.00 - 300.00	600.00 - 650.00	200.00 - 240.00	160.00 - 180.00	350.00 - 360.00	180.00 - 220.00	380.00 - 400.00	340.00 - 380.00	260.00 - 300.00	
Kaluthara	-	-	-	-	-	-	-	-	-	-	
Badulla	200.00 - 240.00	320.00 - 320.00	550.00 - 650.00	100.00 - 130.00	120.00 - 160.00	320.00 - 360.00	320.00 - 320.00	200.00 - 240.00	320.00 - 400.00	320.00 - 320.00	
Keppetipola	150.00 - 160.00	250.00 - 260.00	650.00 - 700.00	140.00 - 160.00	150.00 - 160.00	260.00 - 280.00	240.00 - 260.00	220.00 - 240.00	260.00 - 280.00	180.00 - 200.00	
Moneragala	160.00 - 200.00	240.00 - 320.00	760.00 - 800.00	120.00 - 200.00	160.00 - 200.00	320.00 - 400.00	260.00 - 320.00	240.00 - 320.00	320.00 - 360.00	200.00 - 280.00	
Kegalle	200.00 - 240.00	280.00 - 320.00	560.00 - 600.00	120.00 - 160.00	120.00 - 160.00	200.00 - 240.00	180.00 - 220.00	240.00 - 280.00	320.00 - 360.00	280.00 - 320.00	
Ampara	160.00 - 240.00	180.00 - 200.00	580.00 - 620.00	120.00 - 180.00	120.00 - 160.00	240.00 - 280.00	240.00 - 280.00	220.00 - 240.00	240.00 - 300.00	200.00 - 230.00	
Dehiattakandiya	120.00 - 200.00	180.00 - 300.00	400.00 - 600.00	100.00 - 150.00	100.00 - 150.00	300.00 - 400.00	160.00 - 280.00	250.00 - 320.00	260.00 - 320.00	200.00 - 200.00	
Nuwaraeliya	180.00 - 200.00	260.00 - 280.00	700.00 - 750.00	160.00 - 180.00	160.00 - 200.00	300.00 - 320.00	250.00 - 260.00	240.00 - 260.00	280.00 - 300.00	200.00 - 220.00	
Kandy	140.00 - 160.00	240.00 - 260.00	700.00 - 750.00	100.00 - 120.00	120.00 - 140.00	260.00 - 280.00	200.00 - 240.00	240.00 - 280.00	240.00 - 260.00	160.00 - 200.00	
Puttalam	120.00 - 200.00	250.00 - 400.00	550.00 - 800.00	150.00 - 260.00	120.00 - 200.00	250.00 - 400.00	200.00 - 300.00	200.00 - 400.00	250.00 - 400.00	200.00 - 300.00	
Rathnapura	150.00 - 200.00	260.00 - 320.00	550.00 - 600.00	180.00 - 220.00	100.00 - 160.00	260.00 - 320.00	240.00 - 300.00	160.00 - 200.00	300.00 - 360.00	260.00 - 300.00	
Hambantota	120.00 - 160.00	250.00 - 300.00	500.00 - 600.00	100.00 - 150.00	100.00 - 120.00	300.00 - 380.00	200.00 - 250.00	140.00 - 160.00	200.00 - 260.00	240.00 - 320.00	
Matara	120.00 - 200.00	240.00 - 320.00	600.00 - 700.00	120.00 - 160.00	100.00 - 140.00	320.00 - 400.00	280.00 - 340.00	120.00 - 200.00	280.00 - 320.00	180.00 - 260.00	
Galle	160.00 - 240.00	200.00 - 300.00	600.00 - 600.00	120.00 - 160.00	120.00 - 160.00	280.00 - 320.00	260.00 - 320.00	120.00 - 240.00	260.00 - 340.00	240.00 - 280.00	
Tissamaharama	200.00 - 200.00	200.00 - 240.00	600.00 - 620.00	120.00 - 140.00	120.00 - 160.00	320.00 - 320.00	260.00 - 280.00	-	260.00 - 280.00	140.00 - 140.00	
Meegoda (DEC)	160.00 - 240.00	300.00 - 400.00	600.00 - 800.00	120.00 - 160.00	120.00 - 160.00	300.00 - 320.00	280.00 - 320.00	-	320.00 - 400.00	240.00 - 300.00	
Embilipitiya	160.00 - 200.00	300.00 - 400.00	400.00 - 500.00	120.00 - 160.00	120.00 - 140.00	300.00 - 400.00	240.00 - 300.00	120.00 - 140.00	280.00 - 320.00	240.00 - 300.00	
Jaffna	100.00 - 150.00	240.00 - 270.00	500.00 - 540.00	80.00 - 120.00	100.00 - 140.00	300.00 - 340.00	120.00 - 160.00	250.00 - 280.00	-	150.00 - 200.00	
Vavuniya	120.00 - 150.00	350.00 - 400.00	550.00 - 600.00	150.00 - 200.00	120.00 - 150.00	350.00 - 400.00	200.00 - 250.00	240.00 - 300.00	300.00 - 320.00	190.00 - 250.00	
Mannar	240.00 - 260.00	240.00 - 260.00	600.00 - 650.00	200.00 - 240.00	160.00 - 200.00	400.00 - 450.00	220.00 - 250.00	200.00 - 240.00	-	280.00 - 300.00	
Killinochchi	230.00 - 250.00	280.00 - 320.00	600.00 - 630.00	160.00 - 180.00	200.00 - 220.00	340.00 - 360.00	200.00 - 230.00	300.00 - 320.00	-	200.00 - 230.00	
Mullaittivu	-	-	-	-	-	-	-	-	-	-	
Batticaloa	-	-	-	-	-	-	-	-	-	-	
Trincomalee	260.00 - 280.00	300.00 - 340.00	620.00 - 660.00	180.00 - 210.00	180.00 - 200.00	320.00 - 360.00	200.00 - 230.00	290.00 - 320.00	220.00 - 240.00	230.00 - 250.00	
Hanguranketha	90.00 120.00	160.00 200.00	560.00 600.00	80.00 100.00	80.00 120.00	200.00 240.00	200.00 240.00	200.00 220.00	250.00 280.00	180.00 220.00	
Veyangoda	-	-	-	-	-	-	-	-	-	-	
Galenbindunuwewa	-	-	-	-	-	-	-	-	-	-	
Bandarawela	160.00 - 180.00	200.00 - 250.00	600.00 - 700.00	140.00 - 160.00	120.00 - 140.00	300.00 - 340.00	300.00 - 320.00	200.00 - 220.00	220.00 - 240.00	200.00 - 240.00	
Matale	120.00 - 160.00	240.00 - 280.00	580.00 - 600.00	100.00 - 120.00	120.00 - 160.00	280.00 - 320.00	240.00 - 280.00	240.00 - 280.00	280.00 - 320.00	200.00 - 240.00	

Table 07 (Contd.)

LOCATIONS	Low Country Varieties					Leafy Vegetable			Coconut (Rs/nut)	
	Ash Plantain	Green Chillies	Lime	Sweet Potato	Manioc	Mukunuwenna	Kankun	Gotukola	Large	Small
Colombo	250.00 - 400.00	180.00 - 560.00	300.00 - 600.00	160.00 - 320.00	160.00 - 250.00	50.00 - 100.00	50.00 - 100.00	110.00 - 140.00	120.00 - 140.00	100.00 - 120.00
Gampaha	320.00 - 380.00	400.00 - 400.00	500.00 - 600.00	200.00 - 260.00	200.00 - 220.00	70.00 - 70.00	70.00 - 70.00	90.00 - 100.00	110.00 - 120.00	100.00 - 100.00
Kurunegala	-	-	-	-	-	-	-	-	-	-
Nikaweratiya	240.00 - 320.00	320.00 - 400.00	400.00 - 480.00	120.00 - 200.00	100.00 - 120.00	50.00 - 50.00	50.00 - 50.00	120.00 - 130.00	100.00 - 110.00	75.00 - 90.00
Dambulla	260.00 - 300.00	350.00 - 400.00	400.00 - 450.00	160.00 - 180.00	180.00 - 200.00	50.00 - 60.00	50.00 - 60.00	50.00 - 50.00	100.00 - 120.00	80.00 - 85.00
Anuradhapura	240.00 - 320.00	400.00 - 500.00	300.00 - 600.00	200.00 - 280.00	200.00 - 240.00	50.00 - 60.00	50.00 - 60.00	50.00 - 60.00	110.00 - 130.00	70.00 - 90.00
Thambuththegama	300.00 - 350.00	280.00 - 300.00	300.00 - 380.00	120.00 - 150.00	150.00 - 180.00	-	-	-	110.00 - 110.00	80.00 - 90.00
Polonnaruwa	220.00 - 260.00	360.00 - 400.00	660.00 - 700.00	160.00 - 200.00	150.00 - 180.00	50.00 - 60.00	50.00 - 50.00	50.00 - 50.00	115.00 - 120.00	100.00 - 110.00
Kaluthara	-	-	-	-	-	-	-	-	-	-
Badulla	240.00 - 240.00	600.00 - 650.00	750.00 - 800.00	160.00 - 160.00	160.00 - 160.00	80.00 - 80.00	80.00 - 80.00	100.00 - 100.00	120.00 - 120.00	100.00 - 110.00
Keppetipola	260.00 - 280.00	300.00 - 350.00	300.00 - 350.00	220.00 - 240.00	180.00 - 200.00	40.00 - 50.00	40.00 - 50.00	30.00 - 40.00	115.00 - 120.00	105.00 - 110.00
Moneragala	160.00 - 200.00	400.00 - 600.00	400.00 - 500.00	140.00 - 200.00	100.00 - 120.00	50.00 - 60.00	50.00 - 60.00	60.00 - 70.00	120.00 - 130.00	70.00 - 90.00
Kegalle	280.00 - 320.00	350.00 - 400.00	460.00 - 500.00	200.00 - 240.00	160.00 - 200.00	70.00 - 80.00	70.00 - 80.00	40.00 - 50.00	110.00 - 120.00	95.00 - 100.00
Ampara	-	320.00 - 360.00	400.00 - 600.00	120.00 - 150.00	120.00 - 120.00	60.00 - 60.00	60.00 - 60.00	120.00 - 130.00	110.00 - 120.00	90.00 - 100.00
Dehiattakandiya	300.00 - 400.00	400.00 - 600.00	700.00 - 800.00	150.00 - 160.00	150.00 - 150.00	50.00 - 70.00	50.00 - 70.00	50.00 - 70.00	95.00 - 100.00	70.00 - 85.00
Nuwaraeliya	280.00 - 300.00	350.00 - 400.00	360.00 - 400.00	250.00 - 260.00	200.00 - 220.00	40.00 - 60.00	40.00 - 60.00	35.00 - 40.00	118.00 - 120.00	106.00 - 110.00
Kandy	260.00 - 280.00	360.00 - 400.00	500.00 - 600.00	120.00 - 140.00	140.00 - 160.00	50.00 - 60.00	50.00 - 60.00	40.00 - 45.00	120.00 - 130.00	85.00 - 95.00
Puttalam	160.00 - 280.00	300.00 - 400.00	300.00 - 400.00	180.00 - 280.00	150.00 - 220.00	60.00 - 60.00	50.00 - 60.00	120.00 - 120.00	130.00 - 130.00	80.00 - 90.00
Rathnapura	160.00 - 240.00	350.00 - 600.00	400.00 - 600.00	150.00 - 180.00	120.00 - 160.00	80.00 - 80.00	80.00 - 80.00	100.00 - 100.00	130.00 - 150.00	90.00 - 110.00
Hambanthota	200.00 - 250.00	300.00 - 400.00	400.00 - 500.00	150.00 - 240.00	150.00 - 200.00	50.00 - 50.00	50.00 - 50.00	80.00 - 100.00	120.00 - 130.00	100.00 - 110.00
Matara	280.00 - 320.00	240.00 - 320.00	400.00 - 600.00	140.00 - 160.00	120.00 - 160.00	60.00 - 60.00	60.00 - 60.00	100.00 - 110.00	120.00 - 130.00	90.00 - 100.00
Galle	240.00 - 300.00	300.00 - 400.00	400.00 - 400.00	160.00 - 200.00	150.00 - 220.00	50.00 - 60.00	60.00 - 60.00	80.00 - 100.00	100.00 - 120.00	90.00 - 95.00
Tissamaharama	-	300.00 - 340.00	400.00 - 420.00	180.00 - 200.00	180.00 - 200.00	40.00 - 60.00	50.00 - 70.00	70.00 - 80.00	-	-
Meegoda (DEC)	300.00 - 400.00	300.00 - 400.00	400.00 - 480.00	120.00 - 200.00	140.00 - 150.00	80.00 - 80.00	80.00 - 80.00	100.00 - 100.00	120.00 - 140.00	110.00 - 115.00
Embilipitiya	180.00 - 240.00	350.00 - 400.00	300.00 - 350.00	160.00 - 200.00	140.00 - 160.00	60.00 - 80.00	60.00 - 70.00	90.00 - 120.00	100.00 - 120.00	70.00 - 90.00
Jaffna	200.00 - 250.00	150.00 - 200.00	300.00 - 350.00	200.00 - 250.00	240.00 - 270.00	80.00 - 90.00	50.00 - 60.00	50.00 - 60.00	130.00 - 150.00	85.00 - 100.00
Vavuniya	280.00 - 320.00	240.00 - 300.00	400.00 - 450.00	240.00 - 260.00	240.00 - 260.00	60.00 - 70.00	60.00 - 70.00	60.00 - 70.00	95.00 - 110.00	60.00 - 70.00
Mannar	300.00 - 320.00	400.00 - 500.00	400.00 - 450.00	180.00 - 200.00	180.00 - 200.00	50.00 - 60.00	50.00 - 60.00	50.00 - 60.00	100.00 - 120.00	70.00 - 80.00
Killinochchi	240.00 - 260.00	300.00 - 330.00	400.00 - 440.00	240.00 - 260.00	200.00 - 220.00	60.00 - 65.00	50.00 - 55.00	45.00 - 50.00	120.00 - 130.00	65.00 - 70.00
Mullaittivu	-	-	-	-	-	-	-	-	-	-
Batticaloa	-	-	-	-	-	-	-	-	-	-
Trincomalee	260.00 280.00	320.00 340.00	400.00 450.00	250.00 270.00	200.00 230.00	60.00 65.00	70.00 75.00	45.00 50.00	120.00 130.00	88.00 94.00
Hanguranketha	180.00 - 220.00	250.00 - 350.00	340.00 - 400.00	120.00 - 120.00	140.00 - 150.00	35.00 - 40.00	35.00 - 40.00	35.00 - 40.00	115.00 - 120.00	105.00 - 110.00
Veyangoda	-	-	-	-	-	-	-	-	-	-
Galenbindunuwewa	-	-	-	-	-	-	-	-	-	-
Bandarawela	280.00 - 300.00	400.00 - 500.00	500.00 - 600.00	200.00 - 220.00	150.00 - 160.00	70.00 - 80.00	70.00 - 80.00	80.00 - 100.00	120.00 - 130.00	90.00 - 100.00
Matale	280.00 - 320.00	360.00 - 400.00	400.00 - 500.00	120.00 - 160.00	160.00 - 180.00	50.00 - 60.00	50.00 - 60.00	50.00 - 70.00	100.00 - 110.00	80.00 - 90.00

Table 08: Selected Markets: Retail Price of Fruits (Rs/each & Rs/kg)

Week 36: 30 Aug - 05 Sep 2024

LOCATIONS	Banana					Pineapple			Mango	
	Ambul (Rs/kg)	Kolikuttu (Rs/kg)	Seeni (Rs/kg)	Anamalu	Ambun	Large	Medium	Small	Betti	Karthakolomban
Colombo	180.00 - 300.00	450.00 - 600.00	180.00 - 280.00	40.00 - 57.00	60.00 - 76.00	480.00 - 700.00	380.00 - 550.00	300.00 - 450.00	-	-
Gampaha	220.00 - 230.00	500.00 - 550.00	200.00 - 230.00	35.00 - 38.00	60.00 - 60.00	500.00 - 560.00	370.00 - 440.00	320.00 - 350.00	-	-
Kurunegala	-	-	-	-	-	-	-	-	-	-
Nikaweratiya	200.00 - 250.00	500.00 - 550.00	180.00 - 220.00	-	58.00 - 66.00	-	-	360.00 - 378.00	-	-
Dambulla	240.00 - 260.00	480.00 - 550.00	220.00 - 240.00	-	58.00 - 60.00	550.00 - 650.00	400.00 - 500.00	200.00 - 250.00	-	-
Anuradhapura	240.00 - 280.00	550.00 - 580.00	200.00 - 240.00	30.00 - 35.00	45.00 - 50.00	850.00 - 900.00	600.00 - 750.00	400.00 - 550.00	-	-
Thambuththegama	250.00 - 280.00	450.00 - 500.00	200.00 - 250.00	38.00 - 40.00	50.00 - 55.00	550.00 - 600.00	-	450.00 - 500.00	-	-
Polonnaruwa	250.00 - 270.00	480.00 - 520.00	150.00 - 180.00	40.00 - 46.00	45.00 - 48.00	850.00 - 920.00	500.00 - 550.00	350.00 - 380.00	-	-
Kaluthara	-	-	-	-	-	-	-	-	-	-
Badulla	220.00 - 260.00	-	160.00 - 180.00	18.00 - 18.00	28.00 - 30.00	-	500.00 - 550.00	-	-	-
Keppetipola	170.00 - 200.00	460.00 - 480.00	150.00 - 170.00	36.00 - 40.00	48.00 - 55.00	-	480.00 - 500.00	380.00 - 400.00	-	-
Moneragala	150.00 - 160.00	300.00 - 400.00	100.00 - 120.00	20.00 - 25.00	25.00 - 30.00	750.00 - 800.00	-	-	-	-
Kegalle	190.00 - 220.00	550.00 - 600.00	200.00 - 220.00	20.00 - 25.00	22.00 - 25.00	550.00 - 700.00	400.00 - 500.00	200.00 - 250.00	-	-
Ampara	160.00 - 180.00	450.00 - 480.00	120.00 - 130.00	30.00 - 32.00	42.00 - 42.00	500.00 - 550.00	-	-	-	-
Dehiattakandiya	230.00 - 250.00	450.00 - 500.00	180.00 - 200.00	-	45.00 - 55.00	750.00 - 900.00	650.00 - 700.00	400.00 - 500.00	-	-
Nuwaraeliya	230.00 - 250.00	480.00 - 520.00	200.00 - 220.00	40.00 - 44.00	58.00 - 60.00	650.00 - 680.00	460.00 - 480.00	-	-	-
Kandy	200.00 - 250.00	500.00 - 550.00	180.00 - 220.00	28.00 - 32.00	40.00 - 50.00	650.00 - 700.00	400.00 - 450.00	300.00 - 350.00	-	-
Puttalam	150.00 - 200.00	400.00 - 600.00	150.00 - 200.00	30.00 - 37.00	-	600.00 - 700.00	490.00 - 520.00	300.00 - 350.00	-	-
Rathnapura	200.00 - 250.00	400.00 - 500.00	200.00 - 250.00	25.00 - 28.00	40.00 - 50.00	490.00 - 560.00	350.00 - 420.00	280.00 - 320.00	-	-
Hambantota	160.00 - 220.00	400.00 - 480.00	150.00 - 180.00	-	-	500.00 - 550.00	450.00 - 460.00	350.00 - 400.00	-	-
Matara	180.00 - 230.00	450.00 - 480.00	180.00 - 200.00	28.00 - 30.00	41.00 - 42.00	750.00 - 800.00	650.00 - 700.00	350.00 - 400.00	-	-
Galle	200.00 - 240.00	480.00 - 550.00	180.00 - 200.00	28.00 - 33.00	35.00 - 38.00	560.00 - 680.00	480.00 - 480.00	-	-	-
Tissamaharama	200.00 - 240.00	500.00 - 520.00	180.00 - 220.00	40.00 - 50.00	-	650.00 - 650.00	480.00 - 500.00	400.00 - 400.00	-	-
Meegoda (DEC)	180.00 - 240.00	400.00 - 480.00	180.00 - 220.00	5.00 - 50.00	50.00 - 60.00	650.00 - 765.00	520.00 - 585.00	380.00 - 450.00	-	-
Embilipitiya	150.00 - 180.00	400.00 - 460.00	140.00 - 160.00	30.00 - 35.00	35.00 - 40.00	500.00 - 500.00	400.00 - 450.00	250.00 - 350.00	-	-
Jaffna	200.00 - 260.00	300.00 - 350.00	140.00 - 180.00	-	-	650.00 - 720.00	600.00 - 620.00	470.00 - 500.00	-	-
Vavuniya	220.00 - 250.00	400.00 - 450.00	170.00 - 200.00	39.00 - 42.00	-	750.00 - 800.00	650.00 - 700.00	550.00 - 600.00	-	-
Mannar	180.00 - 200.00	400.00 - 450.00	160.00 - 180.00	32.00 - 36.00	-	600.00 - 650.00	500.00 - 550.00	400.00 - 450.00	-	-
Killinochchi	240.00 - 260.00	400.00 - 440.00	170.00 - 190.00	36.00 - 38.00	-	600.00 - 650.00	500.00 - 550.00	400.00 - 450.00	-	-
Mullaittivu	-	-	-	-	-	-	-	-	-	-
Batticaloa	-	-	-	-	-	-	-	-	-	-
Trincomalee	245.00 - 250.00	420.00 - 450.00	180.00 - 190.00	-	-	720.00 - 750.00	620.00 - 640.00	500.00 - 540.00	-	-
Veyangoda	-	-	-	-	-	-	-	-	-	-
Galenbindunuwewa	-	-	-	-	-	-	-	-	-	-
Bandarawela	180.00 - 220.00	450.00 - 500.00	160.00 - 180.00	20.00 - 25.00	35.00 - 40.00	600.00 - 600.00	550.00 - 550.00	480.00 - 500.00	-	-
Matale	230.00 - 240.00	480.00 - 550.00	200.00 - 220.00	37.00 - 39.00	48.00 - 50.00	580.00 - 650.00	480.00 - 500.00	320.00 - 380.00	-	-

Table 08 (Contd.)

LOCATIONS	Mango		Other Fruits									
	Vilad	Kohu	Papaw (Rs/kg)	Passion	Wood Apple	Orange	Avocado	Slime Apple	Grapes (Rs/kg)	King Coconut		
Colombo	-	-	180.00 - 320.00	65.00 - 100.00	20.00 - 70.00	100.00 - 160.00	100.00 - 200.00	120.00 - 180.00	1500.00 - 2500.00	150.00 - 220.00		
Gampaha	-	-	200.00 - 240.00	-	36.00 - 50.00	130.00 - 150.00	100.00 - 110.00	-	2000.00 - 2300.00	100.00 - 120.00		
Kurunegala	-	-	-	-	-	-	-	-	-	-		
Nikaweratiya	-	-	180.00 - 200.00	-	16.00 - 20.00	-	87.00 - 100.00	-	2500.00 - 2500.00	150.00 - 150.00		
Dambulla	-	-	200.00 - 240.00	35.00 - 40.00	25.00 - 30.00	80.00 - 100.00	60.00 - 80.00	60.00 - 80.00	2500.00 - 2600.00	150.00 - 160.00		
Anuradhapura	-	-	160.00 - 250.00	-	20.00 - 30.00	-	80.00 - 90.00	100.00 - 120.00	2300.00 - 3000.00	180.00 - 200.00		
Thambuththegama	-	-	200.00 - 250.00	65.00 - 75.00	25.00 - 30.00	-	75.00 - 80.00	-	1800.00 - 2100.00	150.00 - 150.00		
Polonnaruwa	-	-	250.00 - 280.00	35.00 - 40.00	40.00 - 55.00	-	60.00 - 80.00	50.00 - 60.00	2500.00 - 2600.00	150.00 - 200.00		
Kaluthara	-	-	-	-	-	-	-	-	-	-		
Badulla	-	-	240.00 - 260.00	50.00 - 60.00	15.00 - 20.00	-	-	40.00 - 50.00	2500.00 - 2500.00	160.00 - 200.00		
Keppetipola	-	-	240.00 - 260.00	55.00 - 60.00	30.00 - 35.00	130.00 - 140.00	35.00 - 45.00	40.00 - 45.00	2600.00 - 2700.00	150.00 - 170.00		
Moneragala	-	-	160.00 - 180.00	40.00 - 50.00	20.00 - 30.00	100.00 - 120.00	40.00 - 60.00	80.00 - 100.00	2500.00 - 2700.00	140.00 - 150.00		
Kegalle	-	-	180.00 - 200.00	-	40.00 - 60.00	80.00 - 100.00	80.00 - 100.00	80.00 - 100.00	2400.00 - 2500.00	140.00 - 160.00		
Ampara	-	-	160.00 - 180.00	-	-	-	70.00 - 75.00	-	2200.00 - 2300.00	150.00 - 150.00		
Dehiattakandiya	-	-	200.00 - 220.00	-	30.00 - 50.00	100.00 - 100.00	90.00 - 120.00	-	2500.00 - 2800.00	120.00 - 150.00		
Nuwaraeliya	-	-	220.00 - 240.00	65.00 - 70.00	42.00 - 45.00	120.00 - 140.00	50.00 - 60.00	65.00 - 75.00	2600.00 - 2700.00	170.00 - 180.00		
Kandy	-	-	200.00 - 220.00	45.00 - 50.00	30.00 - 40.00	100.00 - 120.00	60.00 - 80.00	50.00 - 60.00	2000.00 - 2500.00	150.00 - 160.00		
Puttalam	-	-	150.00 - 200.00	-	20.00 - 25.00	100.00 - 110.00	60.00 - 100.00	-	2500.00 - 3000.00	-		
Hambantota	-	-	160.00 - 250.00	40.00 - 45.00	16.00 - 20.00	-	85.00 - 100.00	80.00 - 100.00	2200.00 - 2300.00	120.00 - 130.00		
Rathnapura	-	-	200.00 - 250.00	-	20.00 - 28.00	-	60.00 - 85.00	-	2000.00 - 2200.00	140.00 - 160.00		
Matara	-	-	200.00 - 220.00	50.00 - 58.00	22.00 - 35.00	110.00 - 130.00	40.00 - 50.00	90.00 - 110.00	2000.00 - 2000.00	130.00 - 150.00		
Galle	-	-	180.00 - 240.00	65.00 - 75.00	30.00 - 40.00	-	60.00 - 75.00	80.00 - 80.00	2000.00 - 2800.00	120.00 - 130.00		
Tissamaharama	-	-	220.00 - 240.00	-	20.00 - 30.00	150.00 - 160.00	-	-	2650.00 - 2700.00	150.00 - 160.00		
Meegoda (DEC)	-	-	180.00 - 220.00	-	25.00 - 44.00	-	58.00 - 80.00	60.00 - 80.00	1500.00 - 2200.00	140.00 - 160.00		
Embilipitiya	-	-	170.00 - 220.00	20.00 - 25.00	20.00 - 30.00	120.00 - 140.00	70.00 - 100.00	30.00 - 50.00	2400.00 - 2700.00	160.00 - 180.00		
Jaffna	-	-	100.00 - 140.00	60.00 - 80.00	40.00 - 50.00	-	100.00 - 120.00	-	2500.00 - 2600.00	150.00 - 170.00		
Vavuniya	-	-	190.00 - 220.00	40.00 - 44.00	30.00 - 35.00	-	80.00 - 90.00	-	2350.00 - 2450.00	200.00 - 260.00		
Mannar	-	-	150.00 - 160.00	60.00 - 70.00	15.00 - 20.00	80.00 - 90.00	80.00 - 100.00	120.00 - 150.00	2500.00 - 2600.00	200.00 - 250.00		
Killinochchi	-	-	190.00 - 210.00	-	40.00 - 50.00	-	80.00 - 100.00	-	2000.00 - 2200.00	200.00 - 210.00		
Mullaittivu	-	-	-	-	-	-	-	-	-	-		
Batticaloa	-	-	-	-	-	-	-	-	-	-		
Trincomalee	-	-	190.00 - 200.00	95.00 - 96.00	-	84.00 - 85.00	120.00 - 122.00	-	2430.00 - 2450.00	190.00 - 200.00		
Veyangoda	-	-	-	-	-	-	-	-	-	-		
Galenbindunuwewa	-	-	-	-	-	-	-	-	-	-		
Bandarawela	-	-	180.00 - 200.00	40.00 - 60.00	20.00 - 25.00	-	40.00 - 50.00	-	2300.00 - 2400.00	180.00 - 200.00		
Matale	-	-	200.00 - 220.00	50.00 - 60.00	25.00 - 30.00	80.00 - 90.00	70.00 - 80.00	60.00 - 80.00	2500.00 - 2600.00	140.00 - 150.00		

Table 09: Selected Markets: Wholesale Price of Fresh Fish & Eggs (Rs/kg & Rs/egg)

Week 36: 30 Aug - 05 Sep 2024

Locations	Sea Fish					
	Salaya	Hurulla	Balaya	Kelawalla	Thora	Paraw
Colombo	250.00 – 400.00	600.00 – 700.00	800.00 – 900.00	1150.00 – 1450.00	1900.00 – 2900.00	1300.00 – 1500.00
Kandy	350.00 – 360.00	650.00 – 700.00	700.00 – 850.00	1200.00 – 1300.00	2200.00 – 2300.00	1250.00 – 1350.00
Kaluthara	-	-	-	-	-	-
Puttalam	-	-	-	-	-	-
Matara	300.00 – 360.00	650.00 – 750.00	750.00 – 800.00	1250.00 – 1350.00	-	-
Hambantota	250.00 – 300.00	550.00 – 600.00	750.00 – 800.00	1000.00 – 1100.00	-	1000.00 – 1000.00
Galle	-	-	750.00 – 800.00	1100.00 – 1200.00	-	1000.00 – 1100.00
Batticaloa	-	-	-	-	-	-
Trincomalee	380.00 – 420.00	960.00 – 1000.00	1040.00 – 1100.00	1940.00 – 1960.00	2000.00 – 2100.00	1750.00 – 1780.00
Mannar	300.00 – 320.00	-	600.00 – 640.00	-	-	1200.00 – 1300.00

Locations	Sea Fish				Eggs	
	Mora	Shrimps	Thalapath	Teppeli	Brown	White
Colombo	1000.00 – 1100.00	1750.00 – 2300.00	1800.00 – 2300.00	-	44.00 – 47.00	42.00 – 43.50
Kandy	1200.00 – 1250.00	1700.00 – 1850.00	1900.00 – 2000.00	-	44.00 – 45.00	42.00 – 43.00
Kaluthara	-	-	-	-	-	-
Puttalam	-	-	-	-	-	-
Matara	800.00 – 900.00	1750.00 – 1800.00	1500.00 – 1600.00	-	44.00 – 45.00	40.00 – 42.00
Hambantota	800.00 – 800.00	2000.00 – 2000.00	-	-	45.00 – 46.00	-
Galle	-	-	-	-	40.00 – 43.50	39.00 – 41.00
Batticaloa	-	-	-	-	-	-
Trincomalee	1860.00 – 1920.00	1050.00 – 1080.00	-	-	44.00 – 46.00	43.00 – 44.00
Mannar	1800.00 – 1900.00	1300.00 – 1400.00	-	-	45.00 – 46.00	43.00 – 44.00

Table 10: Selected Markets: Wholesale Price of Dried Fish (Rs/50kg)

Week 36: 30 Aug - 05 Sep 2024

Locations	Local Dried Fish					
	Sprats	Kattawa	Thora	Mora	Balaya	Anguluwa
Colombo	62500 – 72500	-	-	82500 – 90000	55000 – 66000	-
Kandy	72500 – 75000	-	-	87500 – 90000	50000 – 55000	55000 – 57500
Batticaloa	-	-	-	-	-	-
Trincomalee	55500 – 56000	-	-	-	47500 – 48000	42000 – 43000
Mannar	47500 – 50000	80000 – 105000	-	80000 – 85000	50000 – 52500	37500 – 40000

Locations	Local Dried Fish			Imported Dried Fish		
	Maduwa	Koduwa	Salaya	Sprats	Kattawa	Thora
Colombo	60000 – 70000	-	22500 – 32500	40000 – 47500	62500 – 67500	-
Kandy	68000 – 70000	-	25000 – 27500	42500 – 45000	70000 – 72500	-
Batticaloa	-	-	-	-	-	-
Trincomalee	52000 – 53000	-	27800 – 28500	43700 – 43800	98760 – 99000	-
Mannar	57500 – 60000	-	32500 – 35000	52500 – 55000	-	-

Locations	Imported Dried Fish					
	Mora	Balaya	Anguluwa	Maduwa	Koduwa	Salaya
Colombo	-	-	67500 – 75000	-	-	-
Kandy	-	-	-	-	-	-
Batticaloa	-	-	-	-	-	-
Trincomalee	-	-	-	-	-	-
Mannar	-	-	-	-	-	-

Table 11: Selected Markets: Retail Price of Fresh Fish & Eggs (Rs/kg & Rs/eggs)

Week 36: 30 Aug - 05 Sep 2024

LOCATIONS	Sea Fish								Eggs	
	Salaya	Hurulla	Balaya	Kelawalla	Thora	Paraw	Mora	Thalapath	Brown	White
Colombo	400.00 - 600.00	800.00 - 1000.00	950.00 - 1200.00	1300.00 - 2800.00	2600.00 - 4400.00	1550.00 - 2600.00	1200.00 - 1600.00	2200.00 - 3300.00	46.00 - 47.00	44.00 - 46.00
Gampaha	400.00 - 600.00	800.00 - 800.00	-	1800.00 - 1800.00	3000.00 - 3000.00	-	-	2800.00 - 2800.00	47.00 - 50.00	46.00 - 48.00
Kurunegala	-	-	-	-	-	-	-	-	-	-
Nikaweratiya	600.00 - 700.00	800.00 - 900.00	800.00 - 900.00	1500.00 - 2000.00	-	1200.00 - 1500.00	-	2400.00 - 2400.00	43.00 - 44.00	39.00 - 45.00
Dambulla	400.00 - 450.00	800.00 - 900.00	900.00 - 1000.00	1800.00 - 2000.00	-	1400.00 - 1600.00	1600.00 - 1700.00	2000.00 - 2200.00	48.00 - 50.00	45.00 - 46.00
Anuradhapura	450.00 - 500.00	900.00 - 950.00	900.00 - 1000.00	1900.00 - 2000.00	2400.00 - 2600.00	1500.00 - 1600.00	1600.00 - 1800.00	2300.00 - 2500.00	45.00 - 45.00	45.00 - 45.00
Thambuththegama	400.00 - 500.00	1000.00 - 1100.00	700.00 - 800.00	-	3000.00 - 3000.00	-	-	3000.00 - 3000.00	46.00 - 47.00	45.00 - 45.00
Polonnaruwa	500.00 - 550.00	900.00 - 950.00	1400.00 - 1600.00	1700.00 - 1800.00	2500.00 - 2600.00	1500.00 - 1600.00	1500.00 - 1600.00	2200.00 - 2400.00	46.00 - 47.00	40.00 - 45.00
Kaluthara	-	-	-	-	-	-	-	-	-	-
Badulla	400.00 - 500.00	600.00 - 800.00	1200.00 - 1400.00	1600.00 - 1600.00	-	1400.00 - 1400.00	1600.00 - 1600.00	2000.00 - 2400.00	45.00 - 47.00	43.00 - 45.00
Keppetipola	440.00 - 460.00	620.00 - 640.00	1100.00 - 1200.00	1600.00 - 1700.00	-	-	-	2000.00 - 2100.00	45.00 - 48.00	43.00 - 45.00
Moneragala	450.00 - 500.00	900.00 - 950.00	950.00 - 1000.00	2200.00 - 2400.00	2600.00 - 2700.00	-	1800.00 - 2000.00	2400.00 - 2600.00	42.00 - 45.00	40.00 - 45.00
Kegalle	500.00 - 600.00	900.00 - 1000.00	1300.00 - 1450.00	2200.00 - 2300.00	-	-	1600.00 - 1750.00	2600.00 - 2700.00	50.00 - 52.00	45.00 - 47.00
Ampara	600.00 - 650.00	800.00 - 900.00	-	-	-	-	-	-	42.00 - 43.00	42.00 - 43.00
Dehiattakandiya	400.00 - 560.00	760.00 - 800.00	-	-	-	-	-	-	43.00 - 45.00	42.00 - 45.00
Nuwaraeliya	460.00 - 480.00	660.00 - 680.00	1100.00 - 1200.00	1500.00 - 1600.00	-	1200.00 - 1300.00	-	2200.00 - 2300.00	45.00 - 48.00	43.00 - 46.00
Kandy	460.00 - 480.00	850.00 - 900.00	900.00 - 1100.00	2000.00 - 2360.00	2500.00 - 2700.00	1600.00 - 1700.00	1600.00 - 1700.00	2200.00 - 2300.00	46.00 - 47.00	42.00 - 44.00
Puttalam	400.00 - 500.00	700.00 - 800.00	750.00 - 800.00	1200.00 - 1300.00	-	1200.00 - 1500.00	-	-	40.00 - 45.00	40.00 - 45.00
Hambantota	350.00 - 400.00	750.00 - 800.00	1500.00 - 1650.00	1900.00 - 2000.00	2400.00 - 2400.00	1800.00 - 1800.00	1400.00 - 1400.00	-	48.00 - 48.00	-
Rathnapura	400.00 - 500.00	800.00 - 900.00	700.00 - 1000.00	1800.00 - 2000.00	3600.00 - 3600.00	2200.00 - 2200.00	1350.00 - 1600.00	2200.00 - 2600.00	42.00 - 45.00	41.00 - 44.00
Matara	600.00 - 700.00	900.00 - 1000.00	1400.00 - 1500.00	2000.00 - 2200.00	-	1400.00 - 1500.00	-	2400.00 - 2400.00	46.00 - 47.00	41.00 - 44.00
Galle	450.00 - 500.00	900.00 - 1000.00	1200.00 - 1400.00	2200.00 - 2400.00	2500.00 - 2600.00	1800.00 - 1900.00	-	2600.00 - 2600.00	44.00 - 45.00	40.00 - 42.00
Tissamaharama	600.00 - 650.00	800.00 - 800.00	750.00 - 800.00	-	-	-	-	-	43.00 - 45.00	43.00 - 45.00
Meegoda	600.00 - 700.00	960.00 - 960.00	700.00 - 700.00	-	-	-	-	3200.00 - 3200.00	42.00 - 46.00	42.00 - 45.00
Embilipitiya	500.00 - 550.00	800.00 - 850.00	1400.00 - 1500.00	2250.00 - 2300.00	2450.00 - 2500.00	1600.00 - 1700.00	1200.00 - 1300.00	2400.00 - 2450.00	40.00 - 43.00	40.00 - 43.00
Jaffna	400.00 - 450.00	1000.00 - 1100.00	840.00 - 900.00	-	2500.00 - 2600.00	2000.00 - 2100.00	2500.00 - 2600.00	-	44.00 - 45.00	44.00 - 45.00
Vavuniya	600.00 - 670.00	1000.00 - 1150.00	1000.00 - 1200.00	2000.00 - 2200.00	2400.00 - 2500.00	1600.00 - 1700.00	1800.00 - 1900.00	-	44.00 - 46.00	43.00 - 45.00
Mannar	400.00 - 450.00	-	750.00 - 800.00	-	-	1400.00 - 1500.00	2400.00 - 2500.00	-	47.00 - 48.00	45.00 - 46.00
Killinochchi	400.00 - 450.00	850.00 - 900.00	900.00 - 960.00	-	-	1500.00 - 1600.00	-	-	-	45.00 - 46.00
Mullaitivu	-	-	-	-	-	-	-	-	-	-
Batticaloa	-	-	-	-	-	-	-	-	-	-
Trincomalee	580.00 - 600.00	1200.00 - 1250.00	1300.00 - 1350.00	2300.00 - 2360.00	2420.00 - 2460.00	1920.00 - 1950.00	2000.00 - 2050.00	-	46.00 - 48.00	45.00 - 46.00
Veyangoda	-	-	-	-	-	-	-	-	-	-
Galenbindunuwewa	-	-	-	-	-	-	-	-	-	-
Bandarawela	550.00 - 650.00	900.00 - 1000.00	800.00 - 900.00	1900.00 - 2000.00	-	-	-	2400.00 - 2400.00	47.00 - 48.00	45.00 - 46.00
Matale	600.00 - 650.00	900.00 - 1000.00	1100.00 - 1200.00	2000.00 - 2100.00	2600.00 - 2700.00	1600.00 - 1700.00	1500.00 - 1600.00	2200.00 - 2300.00	47.00 - 48.00	44.00 - 45.00

Table 12: Selected Markets: Retail Price of Dried Fish (Rs/kg)

Week 36: 30 Aug - 05 Sep 2024

LOCATIONS	Dried Fish													
	Sprats-Imported		Kattawa		Thora		Mora		Balaya		Anguluwa		Salaya	
Colombo	1100.00	1200.00	1800.00	2400.00	-	-	2200.00	2600.00	1500.00	1800.00	1900.00	2200.00	800.00	1200.00
Gampaha	1100.00	1400.00	2000.00	2200.00	3000.00	3800.00	2300.00	2400.00	1520.00	2000.00	1500.00	2200.00	800.00	880.00
Kurunegala	-	-	-	-	-	-	-	-	-	-	-	-	-	-
Nikaweratiya	1000.00	1100.00	1800.00	2000.00	3000.00	3000.00	2000.00	2200.00	1000.00	1400.00	1400.00	2000.00	800.00	800.00
Dambulla	950.00	1000.00	2200.00	2300.00	-	-	2200.00	2300.00	1300.00	1400.00	1600.00	1800.00	-	-
Anuradhapura	1100.00	1200.00	1800.00	2400.00	-	-	1800.00	2400.00	1200.00	1600.00	2000.00	2400.00	700.00	900.00
Thambuththegama	1000.00	1100.00	1800.00	1900.00	-	-	2200.00	2200.00	1000.00	1200.00	1000.00	1200.00	600.00	650.00
Polonnaruwa	1100.00	1200.00	1800.00	2000.00	-	-	1800.00	2100.00	1100.00	1200.00	-	-	-	-
Kaluthara	-	-	-	-	-	-	-	-	-	-	-	-	-	-
Badulla	1000.00	1100.00	2000.00	2200.00	-	-	2000.00	2000.00	1000.00	1200.00	1000.00	1000.00	-	-
Keppetipola	950.00	1000.00	2340.00	2360.00	-	-	2250.00	2280.00	1340.00	1360.00	2250.00	2260.00	850.00	860.00
Moneragala	1000.00	1200.00	1800.00	2000.00	-	-	2000.00	2300.00	1400.00	1450.00	1900.00	2000.00	780.00	800.00
Kegalle	960.00	1100.00	1850.00	2100.00	-	-	2000.00	2200.00	1200.00	1300.00	-	-	-	-
Ampara	1000.00	1100.00	1800.00	2200.00	-	-	2000.00	2200.00	1400.00	1600.00	1000.00	1300.00	600.00	600.00
Dehiattakandiya	1000.00	1200.00	1800.00	2400.00	-	-	2200.00	2600.00	1200.00	1600.00	1200.00	1600.00	-	-
Nuwaraeliya	950.00	1150.00	2350.00	2380.00	-	-	2250.00	2260.00	1350.00	1380.00	2300.00	2360.00	850.00	860.00
Kandy	1100.00	1300.00	2100.00	2200.00	-	-	2300.00	2400.00	1500.00	1600.00	2000.00	2100.00	800.00	850.00
Puttalam	950.00	1000.00	2000.00	2200.00	-	-	-	-	1000.00	1100.00	900.00	1100.00	600.00	700.00
Hambantota	1000.00	1100.00	2000.00	2000.00	-	-	-	-	1000.00	1200.00	2000.00	2000.00	-	-
Rathnapura	1040.00	1200.00	1800.00	2100.00	-	-	1960.00	2200.00	1280.00	1520.00	1900.00	2100.00	-	-
Matara	1000.00	1200.00	1800.00	2000.00	-	-	1800.00	2000.00	1400.00	1500.00	1900.00	2000.00	-	-
Galle	1000.00	1400.00	2000.00	2400.00	-	-	2000.00	2400.00	1200.00	1800.00	1800.00	2400.00	600.00	700.00
Tissamaharama	1100.00	1200.00	-	-	-	-	-	-	1000.00	1300.00	-	-	-	-
Meegoda	1000.00	1200.00	1800.00	2000.00	-	-	2000.00	2200.00	1250.00	1500.00	1600.00	2200.00	600.00	800.00
Embilipitiya	1000.00	1300.00	2000.00	2200.00	-	-	2000.00	2250.00	1300.00	1600.00	2000.00	2250.00	650.00	800.00
Jaffna	950.00	1100.00	2200.00	2400.00	3100.00	3250.00	2150.00	2300.00	1280.00	1350.00	1200.00	1300.00	-	-
Vavuniya	-	-	1800.00	1900.00	-	-	2000.00	2150.00	1000.00	1150.00	1150.00	1250.00	600.00	700.00
Mannar	1050.00	1100.00	1700.00	2400.00	-	-	1800.00	1900.00	1100.00	1200.00	900.00	950.00	750.00	850.00
Killinochchi	1000.00	1100.00	2400.00	2500.00	-	-	2450.00	2500.00	1400.00	1500.00	1000.00	1100.00	800.00	900.00
Mullaittivu	-	-	-	-	-	-	-	-	-	-	-	-	-	-
Batticaloa	-	-	-	-	-	-	-	-	-	-	-	-	-	-
Trincomalee	1060.00	1100.00	2340.00	2360.00	-	-	-	-	1200.00	1250.00	1050.00	1100.00	740.00	760.00
Veyangoda	-	-	-	-	-	-	-	-	-	-	-	-	-	-
Galenbindunuwewa	-	-	-	-	-	-	-	-	-	-	-	-	-	-
Bandarawela	1000.00	1200.00	2000.00	2000.00	-	-	2000.00	2200.00	1500.00	1600.00	1800.00	1800.00	700.00	800.00
Matale	1100.00	1300.00	2200.00	2300.00	-	-	2100.00	2200.00	1500.00	1600.00	2100.00	2200.00	600.00	700.00

Table 13: Selected Markets: Retail Price of Meat (Rs/kg)

Week 36: 30 Aug - 05 Sep 2024

LOCATIONS	Meat	Meat (Chicken)		Meat	
	Beef	Broiler	Curry	Mutton	Pork
Colombo	2500.00 - 2600.00	1100.00 - 1200.00	1100.00 - 1300.00	3300.00 - 3600.00	1300.00 - 1500.00
Gampaha	-	1100.00 - 1200.00	1500.00 - 1500.00	3500.00 - 3500.00	-
Kurunegala	-	-	-	-	-
Nikaweratiya	2190.00 - 2200.00	1020.00 - 1100.00	-	-	1280.00 - 1280.00
Dambulla	-	1050.00 - 1100.00	-	-	1400.00 - 1500.00
Anuradhapura	2300.00 - 2400.00	1050.00 - 1200.00	1300.00 - 1400.00	-	1250.00 - 1400.00
Thambuththegama	-	1000.00 - 1100.00	-	-	1500.00 - 1500.00
Polonnaruwa	2100.00 - 2200.00	1150.00 - 1200.00	1280.00 - 1300.00	3000.00 - 3100.00	1800.00 - 1800.00
Kaluthara	-	-	-	-	-
Badulla	2100.00 - 2100.00	1250.00 - 1300.00	-	2900.00 - 2900.00	-
Keppetipola	2100.00 - 2200.00	1160.00 - 1200.00	1260.00 - 1300.00	3100.00 - 3200.00	-
Moneragala	2300.00 - 2300.00	1200.00 - 1300.00	1600.00 - 1650.00	2800.00 - 3000.00	1300.00 - 1500.00
Kegalle	2300.00 - 2300.00	1050.00 - 1190.00	-	3100.00 - 3100.00	1450.00 - 1550.00
Ampara	2100.00 - 2100.00	1050.00 - 1050.00	-	-	1650.00 - 1700.00
Dehiattakandiya	-	1180.00 - 1200.00	-	-	1290.00 - 1500.00
Nuwaraeliya	2200.00 - 2300.00	1150.00 - 1200.00	1260.00 - 1300.00	3200.00 - 3300.00	1400.00 - 1450.00
Kandy	2200.00 - 2200.00	1000.00 - 1020.00	1150.00 - 1200.00	3000.00 - 3100.00	1300.00 - 1350.00
Puttalam	2400.00 - 2400.00	1100.00 - 1100.00	1600.00 - 1600.00	3600.00 - 3600.00	-
Hambantota	-	1230.00 - 1250.00	1250.00 - 1250.00	-	-
Rathnapura	2400.00 - 2400.00	1040.00 - 1160.00	1300.00 - 1360.00	3200.00 - 3200.00	1300.00 - 1300.00
Matara	-	1170.00 - 1190.00	-	-	-
Galle	2300.00 - 2400.00	1150.00 - 1250.00	1400.00 - 1400.00	3300.00 - 3400.00	-
Tissamaharama	-	1250.00 - 1350.00	-	-	1450.00 - 1600.00
Meegoda	-	1120.00 - 1180.00	1100.00 - 1100.00	-	1250.00 - 1250.00
Embilipitiya	2150.00 - 2200.00	1000.00 - 1100.00	1150.00 - 1250.00	2900.00 - 3000.00	1350.00 - 1500.00
Jaffna	2000.00 - 2100.00	1200.00 - 1250.00	1500.00 - 1550.00	3450.00 - 3600.00	-
Vavuniya	2000.00 - 2150.00	1350.00 - 1400.00	1500.00 - 1600.00	2950.00 - 3000.00	-
Mannar	2000.00 - 2200.00	1180.00 - 1250.00	1650.00 - 1700.00	-	-
Killinochchi	2000.00 - 2050.00	1200.00 - 1250.00	1650.00 - 1700.00	3400.00 - 3500.00	-
Mullaittivu	-	-	-	-	-
Batticaloa	-	-	-	-	-
Trincomalee	2140.00 - 2150.00	1240.00 - 1260.00	1780.00 - 1820.00	3460.00 - 3500.00	-
Veyangoda	-	-	-	-	-
Galenbindunuwewa	-	-	-	-	-
Bandarawela	-	1200.00 - 1250.00	1550.00 - 1600.00	2800.00 - 2800.00	-
Matale	2000.00 - 2200.00	1050.00 - 1100.00	-	2900.00 - 3000.00	1400.00 - 1600.00

Table 14: Colombo: Wholesale Prices (Rs/kg or Rs/piece)

Week 36: 30 Aug - 05 Sep 2024

COMMODITY	Range	Average Price			Change Compared to		COMMODITY	Range	Average Price			Change Compared to	
		This Week	Last Week	Last Year	Last Week (%)	Last Year (%)			This Week	Last Week	Last Year	Last Week (%)	Last Year (%)
<u>Rice</u>							<u>Coconut</u>						
Local							Large	110.00 - 120.00	116.25	115.00	90.83	1.09	27.98
Samba 1	230.00 - 235.00	232.00	231.50	222.00	0.22	4.50	Small	95.00 - 105.00	100.00	97.00	75.00	3.09	33.33
Samba 2	220.00 - 225.00	222.50	222.86	215.00	-0.16	3.49							
Keeri Samba	240.00 - 300.00	270.00	270.00	285.50	0.00	-5.43	<u>Fruits (Rs/fruit)</u>						
Nadu 1	215.00 - 220.00	217.78	215.10	203.50	1.24	7.02	Plantain						
Nadu 2	207.00 - 213.00	210.00	208.17	194.50	0.88	7.97	Ambul (Rs/kg)	150.00 - 180.00	165.00	173.33	200.00	-4.81	-17.50
Raw (Red)	200.00 - 210.00	205.00	197.50	172.50	3.80	18.84	Kolikuttu (Rs/kg)	400.00 - 480.00	438.46	365.00	539.23	20.13	-18.69
Raw (White)	205.00 - 215.00	209.50	205.00	199.00	2.20	5.28	Seeni (Rs/kg)	120.00 - 160.00	143.85	146.67	132.50	-1.92	8.56
Imported							Anamalu	28.00 - 35.00	32.50	34.57	27.55	-5.99	17.99
Samba	275.00 - 280.00	277.50	277.00		0.18		Ambun	35.00 - 44.00	39.00	39.67	34.73	-1.68	12.30
Nadu	-	-	-	-	-	-	Papaw(Rs/kg)	120.00 - 200.00	165.00	132.50	202.50	24.53	-18.52
Raw (Red)	-	-	-	-	-	-	Passion Fruit	55.00 - 65.00	59.44	60.00	27.42	-0.93	116.82
Raw (White)	-	-	-	-	-	-	Pineapple Large	450.00 - 490.00	464.17	467.50	873.75	-0.71	-46.88
<u>Dried Chillies</u>							Pineapple Medium	350.00 - 380.00	361.67	362.50	770.00	-0.23	-53.03
Imported	650.00 - 800.00	714.29	737.50	1002.00	-3.15	-28.71	Pineapple Small	280.00 - 300.00	285.00	286.67	615.00	-0.58	-53.66
<u>Onion</u>							Mango						
Sinnan	160.00 - 200.00	180.00	185.00	220.50	-2.70	-18.37	Betti	-	-	-	-	-	-
Vedalan	250.00 - 350.00	296.67	291.43	281.00	1.80	5.58	Karthakolomban	-	-	325.71	350.00	-	-
Imported	-	-	-	-	-	-	Vilad	100.00 - 120.00	110.00	105.00	102.22	4.76	7.61
<u>Big Onion</u>							Kohu	-	-	-	-	-	-
Imported	165.00 - 260.00	214.38	220.00	139.50	-2.56	53.67	Other						
Local							Wood Apple	12.00 - 16.00	14.15	16.33	20.83	-13.34	-32.06
<u>Potato</u>							Orange	80.00 - 90.00	85.56	104.44	54.17	-18.09	57.95
Welimada	250.00 - 280.00	262.50	285.00	250.00	-7.89	5.00	Avocado	60.00 - 120.00	85.73	86.43	60.00	-0.80	42.89
N'Eliya	260.00 - 320.00	287.50	345.83	290.00	-16.87	-0.86	Slime Apple	60.00 - 90.00	74.29	85.56	43.33	-13.17	71.43
Imported	150.00 - 300.00	208.13	197.50	182.00	5.38	14.35	Grapes (Imp., Rs/kg)	1200.00 - 1250.00	1225.00	1200.00	1350.00	2.08	-9.26
<u>Pulses</u>							King Coconut	130.00 - 150.00	139.09	142.22	114.44	-2.20	21.54
Green Gram	750.00 - 800.00	780.00	775.83	921.50	0.54	-15.36	<u>Sea Fish</u>						
Cowpea (White)	725.00 - 800.00	756.67	775.71	900.00	-2.46	-15.93	Salaya	250.00 - 400.00	316.67	300.00	471.00	5.56	-32.77
Cowpea (Red)	650.00 - 720.00	683.33	722.86	930.00	-5.47	-26.52	Hurulla	600.00 - 700.00	667.50	798.57	611.00	-16.41	9.25
Red Dhal	260.00 - 265.00	262.50	268.57	305.50	-2.26	-14.08	Balaya	800.00 - 900.00	851.67	795.38	933.00	7.08	-8.72
<u>Vegetable</u>							Kelawalla	1150.00 - 1450.00	1285.83	1150.00	1380.00	11.81	-6.82
Beans (Butter)	-	-	-	-	-	-	Thora	1900.00 - 2900.00	2304.17	2225.00	2275.00	3.56	1.28
Beans(Green)	150.00 - 250.00	199.00	300.00	250.00	-33.67	-20.40	Paraw	1300.00 - 1500.00	1370.83	1300.83	1535.00	5.38	-10.69
Carrot	120.00 - 200.00	160.00	172.00	220.00	-6.98	-27.27	Mora	1000.00 - 1100.00	1075.00	1216.67	1073.64	-11.64	0.13
Leeks	180.00 - 250.00	208.00	202.00	86.00	2.97	141.86	Shrimps	1750.00 - 2300.00	2002.50	1804.17	1692.00	10.99	18.35
Beetroot	50.00 - 100.00	80.00	89.00	119.17	-10.11	-32.87	Thalapat	1800.00 - 2300.00	1991.67	2041.67	2075.00	-2.45	-4.02
Knolkhol	70.00 - 130.00	94.00	80.00	71.00	17.50	32.39	<u>Eggs</u>						
Raddish	50.00 - 80.00	64.00	63.00	44.00	1.59	45.45	Brown	44.00 - 47.00	45.75	45.88	45.25	-0.27	1.10
Cabbage	150.00 - 220.00	176.00	165.00	80.91	6.67	117.53	White	42.00 - 43.50	43.13	43.25	43.38	-0.29	-0.58
Tomato	80.00 - 180.00	125.00	171.00	98.00	-26.90	-27.55	<u>Dried Fish</u>						
Ladies Fingers	60.00 - 100.00	85.00	86.00	57.00	-1.16	49.12	Sprats	1250.00 - 1450.00	1350.83	1278.33	1804.00	5.67	-25.12
Brinjal	180.00 - 250.00	216.00	204.00	208.00	5.88	3.85	Sprats (Imported)	800.00 - 950.00	882.50	873.33	898.33	1.05	-1.76
Capsicum	300.00 - 600.00	450.00	545.00	183.00	-17.43	145.90	Kattawa	-	-	-	-	-	-
Pumpkin	60.00 - 100.00	77.00	90.00	57.00	-14.44	35.09	Kattawa (Imported)	1250.00 - 1350.00	1284.17	1317.50	1510.00	-2.53	-14.96
Cucumber	50.00 - 90.00	72.00	64.00	72.00	12.50	0.00	Thora	-	-	-	-	-	-
Bitter Gourd	150.00 - 200.00	170.00	131.00	198.00	29.77	-14.14	Thora (Imported)	-	-	-	-	-	-
Snake Gourd	170.00 - 220.00	198.00	184.00	112.00	7.61	76.79	Mora	1650.00 - 1800.00	1750.00	1777.50	1784.00	-1.55	-1.91
Drumstick	100.00 - 200.00	157.50	114.62	107.50	37.42	46.51	Mora (Imported)	-	-	-	-	-	-
Luffa	150.00 - 250.00	193.00	150.00	106.00	28.67	82.08	Balaya	1100.00 - 1320.00	1223.33	1101.67	896.00	11.04	36.53
Long Beans	70.00 - 120.00	96.00	92.00	106.00	4.35	-9.43	Balaya (Imported)	-	-	-	-	-	-
Ash Plantain	150.00 - 200.00	176.00	188.00	156.36	-6.38	12.56	Anguluwa	-	-	-	-	-	-
Green Chillies	150.00 - 200.00	176.00	124.00	500.00	41.94	-64.80	Anguluwa (Imported)	1350.00 - 1500.00	1420.83	1481.54	1510.00	-4.10	-5.91
Lime	250.00 - 350.00	300.00	350.00	875.00	-14.29	-65.71	Maduwa	1200.00 - 1400.00	1301.67	1298.18	1392.00	0.27	-6.49
<u>Root Crops</u>							Maduwa (Imported)	-	-	-	-	-	-
Sweet Potato	80.00 - 100.00	90.00	92.00	97.78	-2.17	-7.95	Koduwa	-	-	-	-	-	-
Manioc	80.00 - 100.00	90.00	95.56	136.00	-5.81	-33.82	Koduwa (Imported)	-	-	-	-	-	-
<u>Leafy Vegetable</u>							Salaya	450.00 - 650.00	542.50	443.33	447.00	22.37	21.36
Mukunuwenna	30.00 - 35.00	32.50	32.50	45.00	0.00	-27.78	Salaya (Imported)	-	-	-	-	-	-
Kankun	30.00 - 35.00	32.50	32.50	45.00	0.00	-27.78							
Gotukola (Rs/kg)	300.00 - 320.00	310.00	310.00	290.00	0.00	6.90							

This Week: Week 36: 30 Aug - 05 Sep 2024
 Last Week: Week 35: 23 - 29 Aug 2024

Table 15: Colombo &Suburbs: Retail Prices (Rs/kg or Rs/piece)

Week 36: 30 Aug - 05 Sep 2024

COMMODITY	Range	Average Price			Change Compared to		COMMODITY	Range	Average Price			Change Compared to		
		This Week	Last Week	Last Year	Last Week	Last Year (%)			This Week	Last Week	Last Year	Last Week	Last Year (%)	
Rice							Coconut							
Local							Large						120.00 · 140.00 135.80 135.68 110.00 0.12 23.45	
Samba 1	230.00 · 260.00	246.79	243.93	235.26	2.87	4.90	Small						100.00 · 120.00 110.60 109.38 88.29 1.22 25.27	
Samba 2	-			230.00			Fruits (Rs/fruit)							
Keeri Samba	260.00 · 340.00	296.58	298.38	303.33	-1.80	-2.23	Plantain							
Nadu 1	220.00 · 230.00	225.13	223.61	223.64	1.51	0.67	Ambul (Rs/kg)						180.00 · 300.00 226.00 230.28 249.74 -4.28 -9.50	
Nadu 2	-			214.67			Kolikuttu (Rs/kg)						450.00 · 600.00 536.47 486.25 625.16 50.22 -14.19	
Raw (Red)	210.00 · 220.00	212.43	208.78	182.43	3.65	16.44	Seeni (Rs/kg)						180.00 · 280.00 221.28 225.94 214.63 -4.66 3.10	
Raw (White)	210.00 · 220.00	216.13	215.53	206.77	0.60	4.52	Anamalu						40.00 · 57.00 46.59 47.32 37.03 -0.73 25.82	
Imported							Ambun						60.00 · 76.00 65.62 66.77 48.72 -1.15 34.68	
Samba	280.00 · 320.00	301.96	301.61	277.00	0.36	9.01	Papaw(Rs/kg)						180.00 · 320.00 249.71 234.19 290.71 15.52 -14.10	
Nadu	-						Passion Fruit						65.00 · 100.00 78.33 78.61 53.33 -0.28 46.88	
Raw (Red)	-						Pineapple Large						480.00 · 700.00 630.77 657.14 1133.10 -26.37 -44.33	
Raw (White)	-						Pineapple Medium						380.00 · 550.00 504.62 518.26 889.52 -13.65 -43.27	
Dried Chillies							Pineapple Small						300.00 · 450.00 377.39 384.58 727.50 -7.19 -48.12	
Imported	700.00 · 1200.00	986.88	989.43	1284.38	-2.55	-23.16	Mango							
Onion							Betti							
Sinnan	300.00 · 360.00	360.00	386.67		-26.67		Karthakolomban							
Vedalan	400.00 · 500.00	435.16	434.66	415.00	0.51	4.86	Vilad							
Imported	-		400.00				Kohu							
Big Onion							Other							
Imported	220.00 · 320.00	279.02	284.88	220.00	-5.86	26.83	Wood Apple						20.00 · 70.00 40.57 46.26 54.64 -5.70 -25.75	
Local	-						Orange						100.00 · 160.00 140.67 152.00 101.11 -11.33 39.12	
Potato							Avocado						100.00 · 200.00 142.73 144.08 85.59 -1.35 66.76	
Welimada	-		398.89				Slime Apple						120.00 · 180.00 160.00 145.38 93.33 14.62 71.43	
N'Eliya	360.00 · 520.00	455.61	501.43	415.65	-45.82	9.61	Grapes (Imp., Rs/kg)						1500.00 · 2500.00 2132.61 2108.70 2222.00 23.91 -4.02	
Imported	200.00 · 280.00	227.65	240.86	215.15	-13.21	5.81	King Coconut						150.00 · 220.00 182.90 187.65 144.55 -4.74 26.54	
Pulses							Sea Fish							
Green Gram	800.00 · 1200.00	1021.35	1016.94	1186.67	4.41	-13.93	Salaya						400.00 · 600.00 533.53 530.50 740.00 3.03 -27.90	
Cowpea (White)	800.00 · 1200.00	993.57	1004.55	1134.40	-10.97	-12.41	Hurulla						800.00 · 1000.00 882.67 960.00 833.75 -77.33 5.87	
Cowpea (Red)	800.00 · 1200.00	980.88	987.59	1173.08	-6.70	-16.38	Balaya						950.00 · 1200.00 1021.43 1083.33 1300.00 -61.90 -21.43	
Red Dhal	280.00 · 360.00	310.83	320.32	331.32	-9.49	-6.18	Kelawalla						1300.00 · 2800.00 2060.00 2021.88 2407.89 38.13 -14.45	
Vegetable							Thora						2600.00 · 4400.00 3190.63 3179.41 3280.56 11.21 -2.74	
Beans (Butter)	-						Paraw						1550.00 · 2600.00 2133.33 1953.13 2162.50 180.21 -1.35	
Beans(Green)	260.00 · 460.00	353.70	413.33	381.46	-59.63	-7.28	Mora						1200.00 · 1600.00 1366.67 1421.43 1638.89 -54.76 -16.61	
Carrot	240.00 · 400.00	318.97	323.21	359.49	-4.25	-11.27	Shrimps						1800.00 · 2400.00 2038.75 2036.88 1895.71 1.88 7.55	
Leeks	240.00 · 440.00	353.33	349.60	225.37	3.73	56.78	Thalapath						2200.00 · 3300.00 2840.00 2873.81 3030.00 -33.81 -6.27	
Beetroot	140.00 · 400.00	263.45	269.20	239.51	-5.75	9.99	Eggs							
Knolkhol	150.00 · 320.00	255.60	229.20	228.92	26.40	11.66	Brown						46.00 · 47.00 46.53 46.18 47.25 0.35 -1.53	
Raddish	90.00 · 320.00	199.64	191.43	187.37	8.21	6.55	White						44.00 · 46.00 45.00 44.56 45.64 0.44 -1.41	
Cabbage	240.00 · 400.00	325.56	295.77	251.79	29.79	29.29	Dried Fish							
Tomato	160.00 · 360.00	278.06	299.31	214.00	-21.25	29.94	Sprats						2000.00 · 2400.00 2129.41 2115.00 2213.33 14.41 -3.79	
Ladies Fingers	120.00 · 320.00	229.31	260.34	230.49	-31.03	-0.51	Sprats (Imported)						1100.00 · 1200.00 1193.33 1180.95 1147.83 12.38 3.96	
Brijjal	240.00 · 400.00	344.14	341.29	340.49	2.85	1.07	Kattawa						1800.00 · 2400.00 2000.00 2076.92 2378.57 -76.92 -15.92	
Capsicum	420.00 · 800.00	632.22	697.31	407.56	-65.09	55.12	Thora							
Pumpkin	120.00 · 260.00	202.00	221.11	162.44	-19.11	24.35	Mora						2200.00 · 2600.00 2388.89 2389.47 2426.09 -0.58 -1.53	
Cucumber	100.00 · 240.00	190.94	187.31	176.50	3.63	8.18	Balaya						1500.00 · 1800.00 1668.75 1647.37 1922.73 21.38 -13.21	
Bitter Gourd	240.00 · 480.00	342.96	327.86	343.16	15.11	-0.06	Anguluwa						1900.00 · 2200.00 2000.00 2057.14 2290.00 -57.14 -12.66	
Snake Gourd	200.00 · 420.00	330.00	311.85	258.61	18.15	27.60	Maduwa						1400.00 · 1800.00 1616.67 1600.00 1800.00 16.67 -10.19	
Drumstick	200.00 · 400.00	321.72	303.79	306.83	17.93	4.85	Koduwa							
Luffa	240.00 · 420.00	336.07	273.91	269.14	62.16	24.87	Salaya						800.00 · 1200.00 1013.33 943.75 1115.79 69.58 -9.18	
Long Beans	150.00 · 400.00	278.93	281.15	275.90	-2.23	1.10	Meat							
Ash Plantain	250.00 · 400.00	320.31	322.33	287.89	-2.02	11.26	Beef (without Bones)						2500.00 · 2600.00 2510.00 2516.67 2333.33 -6.67 7.57	
Green Chillies	180.00 · 560.00	409.31	464.83	745.85	-55.52	-45.12	Chicken (Broiler)						1100.00 · 1200.00 1166.92 1173.08 1405.63 -6.15 -16.98	
Lime	300.00 · 600.00	481.03	603.70	1280.25	-122.67	-62.43	Chicken (Curry)						1100.00 · 1300.00 1204.17 1198.89 1396.15 5.28 -13.75	
Root Crops							Mutton						3300.00 · 3600.00 3444.44 3430.00 3222.22 14.44 6.90	
Sweet Potato	160.00 · 320.00	231.11	231.60	195.50	-0.49	18.22	Pork						1300.00 · 1500.00 1450.00 1466.67 1585.71 -16.67 -8.56	
Manioc	160.00 · 250.00	197.59	198.75	208.97	-1.16	-5.45								
Leafy Vegetable														
Mukunuwenna	50.00 · 100.00	75.00	73.91	68.78	1.09	9.04								
Kankun	50.00 · 100.00	75.00	76.67	68.78	-1.67	9.04								
Gotukola	110.00 · 140.00	122.19	117.78	98.72	4.41	23.77								

This Week: Week 36: 30 Aug - 05 Sep 2024
Last Week: Week 35: 23 - 29 Aug 2024

Table 16: Farmgate/Producer Prices of Food Commodities in Selected Producing Areas (Rs/kg)

Week 36: 30 Aug - 05 Sep 2024

COMMODITY	Range	Average Price	COMMODITY	Range	Average Price	COMMODITY	Range	Average Price
Paddy			Vegetable (Up Country)			Snake Gourd		
Short Grain			Beans			Dambulla	115.00 - 135.00	126.00
A'pura	118.00 - 122.00	119.60	Dambulla	172.50 - 190.00	185.00	Hambantota	150.00 - 160.00	156.67
P'haruwa	101.00 - 118.00	109.25	Welimada	120.00 - 130.00	124.00	Embilipitiya	140.00 - 150.00	146.25
Kalawewa	118.00 - 122.00	119.60	Badulla	80.00 - 100.00	95.00	Matara	-	
Kurunegala	-		Carrot			A'pura	100.00 - 120.00	108.00
Dehiattakandiya	113.00 - 117.00	114.67	N'Eliya	185.00 - 195.00	189.00	Luffa		
Nikaweratiya	120.00 - 125.00	122.40	Welimada	125.00 - 135.00	131.00	Dambulla	135.00 - 152.50	143.50
Ampara	122.00 - 124.00	123.00	Hanguranketha	-		Hambantota	140.00 - 160.00	153.33
Long Grain (White)			Leeks			Embilipitiya	140.00 - 150.00	146.25
A'pura	120.00 - 126.00	122.40	N'Eliya	160.00 - 170.00	166.00	Matara	-	
P'haruwa	109.00 - 128.00	118.25	Welimada	155.00 - 165.00	159.00	A'pura	150.00 - 170.00	158.00
Kalawewa	123.00 - 128.00	125.20	Beetroot			Green Chillies		
Kurunegala	-		N'Eliya	60.00 - 70.00	66.00	Dambulla	140.00 - 157.50	148.00
Dehiattakandiya	122.00 - 126.00	124.00	Dambulla	52.00 - 57.00	54.80	Hambantota	150.00 - 160.00	155.00
Embilipitiya	-		Kurunegala	-		Embilipitiya	240.00 - 260.00	250.00
Nikaweratiya	125.00 - 127.00	126.00	Welimada	60.00 - 65.00	62.00	Puttalam	161.00 - 180.00	170.60
Hambantota	-		Hanguranketha	-		A'pura	230.00 - 250.00	238.00
Ampara	122.00 - 123.00	122.50	Knol Khol			Pumpkin		
Long Grain (Red)			N'Eliya	35.00 - 45.00	39.00	Dambulla	28.00 - 33.00	31.00
Matara	125.00 - 130.00	126.75	Welimada	30.00 - 35.00	32.00	Hambantota	-	
Hambantota	120.00 - 125.00	123.33	Hanguranketha	-		Embilipitiya	50.00 - 80.00	66.25
Embilipitiya	124.00 - 125.00	124.50	Raddish			Matara	50.00 - 60.00	53.75
Keeri Samba			N'Eliya	20.00 - 30.00	24.00	A'pura	40.00 - 50.00	44.00
A'pura	120.00 - 125.00	122.00	Welimada	16.00 - 20.00	18.40	Moneragala	-	
P'haruwa	109.00 - 128.00	118.25	Hambantota	-		Cucumber		
Kalawewa	-		Hanguranketha	-		A'pura	40.00 - 50.00	44.00
Kurunegala	-		Cabbage			Dambulla	48.00 - 55.00	51.00
Dehiattakandiya	122.00 - 127.00	123.67	N'Eliya	175.00 - 185.00	179.00	Hambantota	40.00 - 50.00	46.67
Red Onion			Welimada	130.00 - 145.00	138.00	Matara	25.00 - 30.00	27.00
Puttalam	180.00 - 265.00	233.22	Badulla	-		Long Beans		
Jaffna	170.00 - 180.00	174.00	Hanguranketha	-		Dambulla	90.00 - 120.00	104.00
Big Onion			Tomato			Hambantota	80.00 - 80.00	80.00
Dambulla	220.00 - 240.00	232.00	Welimada	40.00 - 50.00	45.00	Embilipitiya	130.00 - 150.00	141.25
Kalawewa	-		Hambantota	50.00 - 70.00	60.00	Matara	90.00 - 110.00	100.00
A'pura	-		Dambulla	67.00 - 76.00	72.60	A'pura	140.00 - 160.00	148.00
Potato			Hanguranketha	-		Ash Plantain		
N'Eliya	275.00 - 290.00	282.00	Vegetable (Low Country)			Hambantota	-	
Badulla	-		Ladies Fingers			Embilipitiya	130.00 - 140.00	136.25
Welimada	200.00 - 210.00	206.00	A'pura	60.00 - 70.00	64.00	Matara	130.00 - 145.00	136.25
Pulses			Dambulla	38.00 - 48.00	43.20	Lime		
Green Gram			Hambantota	60.00 - 70.00	66.67	Hambantota	-	
Hambantota	-		Embilipitiya	80.00 - 100.00	90.00	Embilipitiya	200.00 - 220.00	212.50
Moneragala	550.00 - 600.00	580.00	Matara	55.00 - 70.00	61.25	Moneragala	170.00 - 190.00	178.00
Embilipitiya	670.00 - 700.00	683.33	Brinjal			Fruits (Rs/kg)		
Nikaweratiya	550.00 - 600.00	587.50	A'pura	170.00 - 190.00	178.00	Banana		
A'pura	550.00 - 600.00	570.00	Dambulla	135.00 - 152.50	145.00	Ambul		
Cowpea			Hambantota	120.00 - 130.00	126.67	Moneragala	60.00 - 70.00	64.00
Hambantota	-		Embilipitiya	180.00 - 210.00	195.00	Embilipitiya	130.00 - 150.00	140.00
Nikaweratiya	750.00 - 800.00	783.33	Matara	150.00 - 170.00	157.50	Hambantota	140.00 - 150.00	145.00
Moneragala	600.00 - 650.00	620.00	Welimada	115.00 - 125.00	119.00	Kolikuttu		
Embilipitiya	700.00 - 720.00	710.00	Capsicum			Moneragala	200.00 - 250.00	220.00
Maize			Badulla	-		Embilipitiya	280.00 - 320.00	302.50
A'pura	-		Welimada	480.00 - 520.00	500.00	Hambantota	380.00 - 400.00	390.00
Kalawewa	-		Bitter Gourd			Papaw		
Gingelly			A'pura	140.00 - 160.00	148.00	Moneragala	90.00 - 100.00	94.00
A'pura	500.00 - 520.00	508.00	Dambulla	140.00 - 152.50	144.50	Embilipitiya	110.00 - 130.00	120.00
Kalawewa	550.00 - 600.00	587.50	Hambantota	-		Hambantota	120.00 - 130.00	125.00
Black Gram			Embilipitiya	190.00 - 250.00	220.00	Pineapple		
A'pura	-		Matara	160.00 - 180.00	172.50	Divulapitiya	-	
Kalawewa	-							

Annex 01 - Colombo Markets: Retail Prices of Rice and Subsidiary Food Crops (Rs/kg)

Week 36: 30 Aug - 05 Sep 2024

CROP	PELIYAGODA	MAHARAGAMA	KIRULAPONE	NUGEGODA	NARAHENPITA	DEMATAGODA	THOTALANGA	KADAWATHA	KIRIBATHGODA
<u>Rice</u>									
Local									
Samba 1	230.00 - 250.00	245.00 - 260.00	230.00 - 260.00	230.00 - 260.00	250.00 - 260.00	230.00 - 260.00	230.00 - 260.00	230.00 - 255.00	230.00 - 260.00
Samba 2	-	-	-	-	-	-	-	-	-
Keeri Samba	260.00 - 330.00	260.00 - 310.00	260.00 - 320.00	260.00 - 300.00	260.00 - 320.00	290.00 - 340.00	260.00 - 340.00	280.00 - 310.00	280.00 - 340.00
Nadu 1	220.00 - 230.00	220.00 - 230.00	220.00 - 230.00	225.00 - 230.00	220.00 - 230.00	220.00 - 230.00	220.00 - 230.00	220.00 - 225.00	220.00 - 230.00
Nadu 2	-	-	-	-	-	-	-	-	-
Raw (Red)	210.00 - 220.00	210.00 - 210.00	210.00 - 210.00	210.00 - 220.00	210.00 - 210.00	210.00 - 220.00	210.00 - 220.00	210.00 - 210.00	210.00 - 210.00
Raw (White)	210.00 - 220.00	210.00 - 220.00	210.00 - 220.00	210.00 - 220.00	210.00 - 220.00	220.00 - 220.00	210.00 - 220.00	210.00 - 220.00	210.00 - 220.00
Imported									
Samba	280.00 - 300.00	-	300.00 - 320.00	290.00 - 310.00	295.00 - 320.00	300.00 - 310.00	300.00 - 300.00	290.00 - 300.00	280.00 - 290.00
Nadu	-	-	-	-	-	-	-	-	-
Raw (Red)	-	-	-	-	-	-	-	-	-
Raw (White)	-	-	-	-	-	-	-	-	-
<u>Dried Chillies</u>									
Imported	700.00 - 850.00	1000.00 - 1200.00	950.00 - 1100.00	1000.00 - 1200.00	900.00 - 1100.00	800.00 - 1100.00	850.00 - 1000.00	850.00 - 1200.00	1000.00 - 1200.00
<u>Red Onion</u>									
Sinnan	300.00 - 320.00	-	-	-	360.00 - 360.00	-	-	360.00 - 360.00	-
Vedalan	400.00 - 400.00	400.00 - 500.00	400.00 - 460.00	470.00 - 480.00	400.00 - 480.00	400.00 - 500.00	400.00 - 400.00	400.00 - 400.00	400.00 - 480.00
Imported	-	-	-	-	-	-	-	-	-
<u>Big Onion</u>									
Imported	220.00 - 300.00	280.00 - 320.00	280.00 - 310.00	300.00 - 320.00	220.00 - 320.00	260.00 - 320.00	240.00 - 320.00	220.00 - 300.00	240.00 - 300.00
Local	-	-	-	-	-	-	-	-	-
<u>Potato</u>									
Welimada	-	-	-	-	-	-	-	-	-
N'Eliya	360.00 - 420.00	440.00 - 480.00	480.00 - 510.00	460.00 - 490.00	440.00 - 480.00	400.00 - 420.00	400.00 - 520.00	400.00 - 460.00	480.00 - 520.00
Imported	200.00 - 220.00	240.00 - 280.00	200.00 - 240.00	200.00 - 240.00	200.00 - 240.00	200.00 - 200.00	200.00 - 240.00	200.00 - 200.00	200.00 - 260.00
<u>Pulses</u>									
Green Gram	900.00 - 1000.00	1000.00 - 1150.00	1000.00 - 1200.00	1100.00 - 1200.00	900.00 - 1100.00	800.00 - 900.00	900.00 - 1000.00	950.00 - 1000.00	1150.00 - 1200.00
Cowpea (White)	900.00 - 1100.00	1100.00 - 1200.00	1000.00 - 1100.00	1000.00 - 1200.00	900.00 - 1100.00	800.00 - 950.00	800.00 - 950.00	1000.00 - 1100.00	1150.00 - 1200.00
Cowpea (Red)	850.00 - 900.00	1100.00 - 1200.00	900.00 - 1100.00	1000.00 - 1200.00	880.00 - 1100.00	950.00 - 1000.00	800.00 - 1000.00	800.00 - 1200.00	1150.00 - 1200.00
Red Dhal	280.00 - 320.00	300.00 - 360.00	280.00 - 300.00	320.00 - 320.00	300.00 - 360.00	300.00 - 310.00	300.00 - 320.00	280.00 - 320.00	320.00 - 340.00

Annex 02 - Colombo Markets: Retail Prices of Vegetables (Rs/kg) and Coconut (Rs/nut)

Week 36: 30 Aug - 05 Sep 2024

28

CROP	PELIYAGODA	MAHARAGAMA	KIRULAPONE	NUGEGODA	NARAHENPITA	DEMATAGODA	THOTALANGA	KADAWATHA	KIRIBATHGODA
<i>Vegetable</i>									
Beans	260.00 - 300.00	460.00 - 460.00	360.00 - 460.00	340.00 - 400.00	300.00 - 360.00	320.00 - 340.00	300.00 - 380.00	320.00 - 350.00	400.00 - 400.00
Carrot	240.00 - 300.00	340.00 - 400.00	340.00 - 400.00	360.00 - 400.00	280.00 - 320.00	320.00 - 320.00	250.00 - 280.00	240.00 - 260.00	300.00 - 320.00
Leeks	240.00 - 280.00	420.00 - 440.00	320.00 - 400.00	420.00 - 440.00	280.00 - 320.00	320.00 - 340.00	300.00 - 320.00	350.00 - 400.00	380.00 - 400.00
Beetroot	140.00 - 180.00	280.00 - 320.00	280.00 - 400.00	400.00 - 400.00	200.00 - 220.00	240.00 - 260.00	240.00 - 260.00	180.00 - 220.00	300.00 - 400.00
Knolkhol	150.00 - 200.00	240.00 - 320.00	230.00 - 280.00	320.00 - 320.00	230.00 - 280.00	320.00 - 320.00	240.00 - 250.00	200.00 - 250.00	280.00 - 300.00
Raddish	90.00 - 110.00	240.00 - 280.00	200.00 - 320.00	320.00 - 320.00	160.00 - 200.00	180.00 - 200.00	160.00 - 180.00	160.00 - 200.00	120.00 - 200.00
Cabbage	260.00 - 350.00	360.00 - 400.00	340.00 - 400.00	360.00 - 400.00	260.00 - 340.00	320.00 - 340.00	240.00 - 240.00	240.00 - 240.00	280.00 - 300.00
Tomato	160.00 - 220.00	320.00 - 360.00	320.00 - 360.00	320.00 - 360.00	230.00 - 280.00	220.00 - 260.00	200.00 - 240.00	250.00 - 300.00	280.00 - 320.00
Ladies Fingers	120.00 - 180.00	320.00 - 320.00	240.00 - 320.00	300.00 - 320.00	200.00 - 240.00	140.00 - 180.00	160.00 - 180.00	180.00 - 200.00	250.00 - 320.00
Brinjal	240.00 - 300.00	380.00 - 400.00	340.00 - 400.00	400.00 - 400.00	300.00 - 340.00	320.00 - 340.00	350.00 - 370.00	300.00 - 350.00	350.00 - 400.00
Capsicum	420.00 - 500.00	550.00 - 600.00	700.00 - 800.00	640.00 - 700.00	530.00 - 600.00	560.00 - 600.00	600.00 - 700.00	800.00 - 800.00	800.00 - 800.00
Pumpkin	120.00 - 150.00	200.00 - 240.00	200.00 - 260.00	240.00 - 260.00	140.00 - 200.00	240.00 - 260.00	120.00 - 150.00	180.00 - 220.00	250.00 - 260.00
Cucumber	100.00 - 120.00	180.00 - 220.00	180.00 - 240.00	220.00 - 240.00	120.00 - 200.00	160.00 - 200.00	120.00 - 150.00	180.00 - 200.00	200.00 - 240.00
Bitter Gourd	240.00 - 260.00	400.00 - 480.00	320.00 - 360.00	430.00 - 480.00	300.00 - 350.00	340.00 - 360.00	250.00 - 250.00	300.00 - 300.00	350.00 - 400.00
Snake Gourd	200.00 - 220.00	340.00 - 400.00	360.00 - 420.00	360.00 - 420.00	320.00 - 360.00	220.00 - 240.00	250.00 - 300.00	300.00 - 320.00	350.00 - 400.00
Drumstick	200.00 - 300.00	400.00 - 400.00	320.00 - 400.00	360.00 - 400.00	300.00 - 350.00	280.00 - 320.00	240.00 - 250.00	260.00 - 300.00	350.00 - 400.00
Luffa	240.00 - 300.00	340.00 - 400.00	320.00 - 400.00	400.00 - 420.00	340.00 - 380.00	240.00 - 240.00	280.00 - 300.00	300.00 - 340.00	380.00 - 400.00
Long Beans	150.00 - 180.00	340.00 - 400.00	320.00 - 360.00	320.00 - 400.00	260.00 - 280.00	150.00 - 160.00	180.00 - 200.00	280.00 - 320.00	320.00 - 350.00
Ash Plantain	260.00 - 300.00	360.00 - 400.00	320.00 - 400.00	340.00 - 400.00	340.00 - 400.00	250.00 - 260.00	250.00 - 320.00	300.00 - 350.00	300.00 - 320.00
Green Chillies	180.00 - 220.00	550.00 - 550.00	360.00 - 420.00	500.00 - 560.00	320.00 - 400.00	480.00 - 500.00	240.00 - 270.00	350.00 - 400.00	500.00 - 550.00
Lime	300.00 - 350.00	480.00 - 560.00	500.00 - 600.00	560.00 - 600.00	500.00 - 600.00	320.00 - 350.00	360.00 - 400.00	450.00 - 500.00	500.00 - 600.00
<i>Root Crops</i>									
Sweet Potato	160.00 - 200.00	240.00 - 280.00	260.00 - 300.00	320.00 - 320.00	220.00 - 260.00	240.00 - 260.00	160.00 - 180.00	200.00 - 240.00	280.00 - 320.00
Manioc	160.00 - 180.00	200.00 - 220.00	230.00 - 250.00	240.00 - 250.00	180.00 - 200.00	180.00 - 200.00	160.00 - 170.00	180.00 - 220.00	220.00 - 250.00
<i>Leafy Vegetable</i>									
Mukunuwenna	50.00 - 60.00	80.00 - 80.00	70.00 - 80.00	80.00 - 80.00	80.00 - 80.00	80.00 - 80.00	50.00 - 70.00	80.00 - 80.00	80.00 - 100.00
Kankun	50.00 - 60.00	80.00 - 80.00	70.00 - 80.00	80.00 - 80.00	80.00 - 80.00	80.00 - 80.00	50.00 - 70.00	80.00 - 80.00	80.00 - 100.00
Gotukola	120.00 - 120.00	120.00 - 120.00	120.00 - 120.00	120.00 - 120.00	120.00 - 120.00	110.00 - 120.00	120.00 - 120.00	120.00 - 130.00	135.00 - 140.00
<i>Coconut</i>									
Large	120.00 - 120.00	130.00 - 140.00	130.00 - 140.00	130.00 - 135.00	130.00 - 140.00	135.00 - 140.00	130.00 - 130.00	135.00 - 140.00	135.00 - 140.00
Small	100.00 - 115.00	110.00 - 120.00	110.00 - 120.00	100.00 - 110.00	110.00 - 120.00	105.00 - 120.00	100.00 - 115.00	100.00 - 120.00	110.00 - 120.00

Annex 03 - Colombo Markets: Retail Prices of Fruits (Rs/fruit)

Week 36: 30 Aug - 05 Sep 2024

CROP	PELIYAGODA	MAHARAGAMA	KIRULAPONE	NUGEGODA	NARAHENPITA	DEMATAGODA	THOTALANGA	KADAWATHA	KIRIBATHGODA
<i>Plantain</i>									
Ambul (Rs/Kg)	200.00 - 250.00	240.00 - 280.00	280.00 - 300.00	260.00 - 260.00	250.00 - 260.00	180.00 - 220.00	180.00 - 200.00	200.00 - 230.00	180.00 - 250.00
Kolikuttu (Rs/Kg)	500.00 - 550.00	550.00 - 580.00	580.00 - 600.00	500.00 - 550.00	550.00 - 600.00	550.00 - 600.00	450.00 - 500.00	450.00 - 480.00	450.00 - 550.00
Seeni (Rs/Kg)	180.00 - 250.00	200.00 - 260.00	280.00 - 280.00	240.00 - 240.00	200.00 - 240.00	200.00 - 200.00	180.00 - 200.00	200.00 - 230.00	200.00 - 230.00
Anamalu	42.00 - 50.00	50.00 - 57.00	50.00 - 54.00	42.00 - 50.00	42.00 - 50.00	40.00 - 50.00	42.00 - 50.00	42.00 - 50.00	42.00 - 50.00
Ambun	60.00 - 70.00	72.00 - 76.00	70.00 - 76.00	60.00 - 70.00	65.00 - 70.00	60.00 - 60.00	70.00 - 72.00	70.00 - 70.00	60.00 - 70.00
<i>Pineapple</i>									
Large	480.00 - 500.00	680.00 - 700.00	600.00 - 650.00	600.00 - 700.00	600.00 - 700.00	600.00 - 650.00	600.00 - 680.00	680.00 - 700.00	680.00 - 700.00
Medium	380.00 - 400.00	550.00 - 550.00	500.00 - 550.00	500.00 - 550.00	500.00 - 550.00	500.00 - 500.00	500.00 - 550.00	460.00 - 550.00	500.00 - 500.00
Small	300.00 - 300.00	450.00 - 450.00	350.00 - 400.00	350.00 - 450.00	350.00 - 400.00	350.00 - 400.00	350.00 - 400.00	400.00 - 400.00	400.00 - 450.00
<i>Mango</i>									
Betti	-	-	-	-	-	-	-	-	-
Karthakolomban	-	-	-	-	-	-	-	-	-
Vilad	-	-	-	-	-	-	-	-	-
Kohu	-	-	-	-	-	-	-	-	-
<i>Other Fruits</i>									
Wood Apple	20.00 - 25.00	45.00 - 48.00	70.00 - 70.00	60.00 - 70.00	40.00 - 50.00	32.00 - 40.00	30.00 - 40.00	40.00 - 40.00	40.00 - 60.00
Orange	100.00 - 110.00	-	120.00 - 160.00	140.00 - 160.00	140.00 - 160.00	160.00 - 160.00	-	150.00 - 150.00	150.00 - 160.00
Avocado	100.00 - 130.00	200.00 - 200.00	160.00 - 200.00	200.00 - 200.00	150.00 - 160.00	130.00 - 150.00	100.00 - 120.00	150.00 - 160.00	130.00 - 160.00
Slime Apple	120.00 - 180.00	-	180.00 - 180.00	160.00 - 180.00	160.00 - 160.00	160.00 - 160.00	-	-	160.00 - 160.00
Grapes (Rs/Kg)	1500.00 - 1500.00	2200.00 - 2400.00	2200.00 - 2500.00	2200.00 - 2500.00	1700.00 - 1800.00	2000.00 - 2100.00	2000.00 - 2200.00	2300.00 - 2300.00	1800.00 - 2200.00
Papaw (Rs/Kg)	200.00 - 280.00	300.00 - 320.00	300.00 - 320.00	200.00 - 300.00	250.00 - 280.00	250.00 - 280.00	180.00 - 220.00	200.00 - 260.00	180.00 - 200.00
Passion	65.00 - 70.00	-	90.00 - 100.00	80.00 - 100.00	75.00 - 80.00	75.00 - 80.00	75.00 - 80.00	80.00 - 80.00	80.00 - 80.00
King Coconut	170.00 - 180.00	200.00 - 200.00	180.00 - 220.00	180.00 - 200.00	150.00 - 200.00	180.00 - 200.00	150.00 - 180.00	200.00 - 200.00	160.00 - 180.00

Annex 04 - Colombo Markets: Retail Prices of Sea Fish and Dried Fish (Rs/kg)

Week 36: 30 Aug - 05 Sep 2024

30

CROP	PELIYAGODA	MAHARAGAMA	KIRULAPONE	NUGEGODA	NARAHENPITA	DEMATAGODA	THOTALANGA	KADAWATHA	KIRIBATHGODA
<i>Sea Fish</i>									
Salaya	400.00 - 450.00	560.00 - 560.00	600.00 - 600.00	600.00 - 600.00	480.00 - 480.00	500.00 - 560.00	400.00 - 400.00	500.00 - 500.00	500.00 - 500.00
Hurulla	800.00 - 900.00	920.00 - 920.00	1000.00 - 1000.00	900.00 - 900.00	900.00 - 900.00	900.00 - 900.00	800.00 - 800.00	800.00 - 800.00	800.00 - 800.00
Balaya	950.00 - 1000.00	1200.00 - 1200.00	-	-	1000.00 - 1000.00	1000.00 - 1000.00	1000.00 - 1000.00	-	1000.00 - 1000.00
Kelawalla	1300.00 - 1400.00	2800.00 - 2800.00	2400.00 - 2400.00	2400.00 - 2400.00	-	1600.00 - 2000.00	1800.00 - 1800.00	1800.00 - 2000.00	2000.00 - 2000.00
Thora	2600.00 - 2650.00	2800.00 - 2800.00	3600.00 - 3600.00	3400.00 - 3400.00	4400.00 - 4400.00	3000.00 - 3000.00	2800.00 - 3000.00	3200.00 - 3200.00	3200.00 - 3200.00
Paraw	1550.00 - 1650.00	2400.00 - 2400.00	-	2600.00 - 2600.00	-	2000.00 - 2200.00	1800.00 - 1800.00	-	-
Mora	1200.00 - 1300.00	-	-	-	-	1300.00 - 1600.00	1400.00 - 1400.00	-	-
Shrimps Small	2100.00 - 2200.00	1920.00 - 1920.00	2400.00 - 2400.00	1800.00 - 1800.00	1800.00 - 1800.00	2000.00 - 2200.00	1800.00 - 2000.00	1800.00 - 2000.00	1800.00 - 1800.00
Talapath	2200.00 - 2500.00	2800.00 - 2800.00	3200.00 - 3200.00	2800.00 - 2800.00	3300.00 - 3300.00	3000.00 - 3000.00	2800.00 - 3000.00	3200.00 - 3200.00	3200.00 - 3200.00
<i>Eggs (Rs/egg)</i>									
Brown	47.00 - 47.00	47.00 - 47.00	46.00 - 46.00	47.00 - 47.00	47.00 - 47.00	47.00 - 47.00	46.00 - 46.00	46.00 - 46.00	46.00 - 46.00
White	44.00 - 45.00	46.00 - 46.00	45.00 - 45.00	46.00 - 46.00	45.00 - 45.00	45.00 - 45.00	45.00 - 45.00	45.00 - 45.00	45.00 - 45.00
<i>Dried Fish</i>									
Sprats	2100.00 - 2100.00	2100.00 - 2100.00	2200.00 - 2200.00	2200.00 - 2400.00	2100.00 - 2100.00	2200.00 - 2200.00	2000.00 - 2100.00	2000.00 - 2100.00	2000.00 - 2100.00
Kattawa	2000.00 - 2000.00	1800.00 - 1900.00	2000.00 - 2000.00	2400.00 - 2400.00	1800.00 - 1800.00	2000.00 - 2000.00	2000.00 - 2000.00	1900.00 - 2000.00	2000.00 - 2000.00
Thora	-	-	-	-	-	-	-	-	-
Mora	2200.00 - 2200.00	2400.00 - 2400.00	2400.00 - 2600.00	2600.00 - 2600.00	2200.00 - 2400.00	2400.00 - 2400.00	2400.00 - 2400.00	2200.00 - 2400.00	2400.00 - 2400.00
Balaya	1600.00 - 1600.00	1600.00 - 1800.00	1600.00 - 1800.00	1600.00 - 1800.00	1600.00 - 1600.00	1600.00 - 1800.00	1600.00 - 1600.00	1600.00 - 1600.00	1500.00 - 1500.00
Anguluwa	1900.00 - 2000.00	1900.00 - 2000.00	2200.00 - 2200.00	2200.00 - 2200.00	-	-	-	-	-
Salaya	800.00 - 900.00	1000.00 - 1100.00	1000.00 - 1200.00	1000.00 - 1200.00	-	1000.00 - 1000.00	800.00 - 800.00	1000.00 - 1200.00	1000.00 - 1000.00
<i>Meat</i>									
Beef (without Bones)	2500.00 - 2500.00	2500.00 - 2500.00	2600.00 - 2600.00	2500.00 - 2500.00	2500.00 - 2500.00	2500.00 - 2500.00	2500.00 - 2500.00	2500.00 - 2500.00	2500.00 - 2500.00
Chicken (Broiler)	1100.00 - 1100.00	1200.00 - 1200.00	1180.00 - 1180.00	1180.00 - 1180.00	1100.00 - 1100.00	1100.00 - 1100.00	1150.00 - 1150.00	1200.00 - 1200.00	1200.00 - 1200.00
Chicken (Curry)	1100.00 - 1100.00	1200.00 - 1200.00	1180.00 - 1180.00	1180.00 - 1200.00	1300.00 - 1300.00	1200.00 - 1200.00	1250.00 - 1250.00	1200.00 - 1200.00	1260.00 - 1260.00
Mutton	3300.00 - 3300.00	3300.00 - 3300.00	3400.00 - 3400.00	3400.00 - 3400.00	3500.00 - 3500.00	3300.00 - 3300.00	3600.00 - 3600.00	3600.00 - 3600.00	3600.00 - 3600.00
Pork	1500.00 - 1500.00	1500.00 - 1500.00	1500.00 - 1500.00	1400.00 - 1400.00	-	-	-	1500.00 - 1500.00	1300.00 - 1300.00

Annex 05 : Food Composition of Selected Food Commodities

Commodity	Energy (kcal/100g)	Protein (g/100g)	Total fat (g/100g)	Retinol Eq (µ g/100g)	Vit B2 (mg/100g)	Vit B6 (mg/100g)	Folate (µg/100g)	Vit C (mg/100g)	Calcium (mg/100g)	Magnesium (mg/100g)	Iron (mg/100g)	Zinc (mg/100g)
Rice												
Rice - (white Kekulu - normal)	361	9.88	1.52	-	0.03	0.09	10.67	-	6.94	26.29	1.22	1.5
Rice - (white Kekulu Samba)	355	8.81	1.53	-	0.03	0.09	8.11	-	9.82	30.48	0.92	1.7
Rice - (Red Kekulu - normal)	366	8.64	2.12	-	0.05	0.1	8.39	-	4.73	31.7	0.88	1.84
Rice -Samba	369	6.86	2.45	-	0.05	0.13	12.79	-	8.71	37.26	1.18	1.49
Rice - Nadu White	366	7.76	1.48	-	0.03	0.12	9.35	-	4.57	20.1	0.64	1.61
Dried chilies	233	12.68	6.41	437	0.84	0.42	46.83	NA	107	231	5.39	1.65
Onion												
Big onions	48	1.67	0.24	0.16	0.01	0.1	32.99	7.58	14.82	16.94	0.45	0.25
Red onions	55	2.13	0.15	0.18	0.02	0.13	30.15	14.26	20.37	19.32	0.31	0.28
Potatoes	71	1.67	0.25		0.01	0.09	14.31	20.5	9.83	23.84	0.46	0.29
Pulses												
Green gram	290	21.97	0.93	19.5	0.28	0.33	135	NA	98.96	146	4.15	2.86
White cowpea	320	21.25	1.14	1.36	0.09	0.26	249	NA	84.1	213	5.04	3.57
Red cowpea	320	20.24	1.08	0.96	0.11	0.27	273	NA	81.83	194	4.95	3.4
Red Dhal	319	23.09	0.77	1.06	1.6	0.22	55	NA	41.27	66.63	7.45	3.34
Vegetables												
Beans	46	3.95	0.15	6.64	0.1	0.3	45.2	7.02	35.68	45.56	0.7	0.59
Carrot	30	0.85	0.45	1240	0.03	0.1	24.71	5.93	27.65	11.7	0.59	0.25
Leeks	30	1.74	0.49	18.56	0.02	0.19	42.63	4.65	29.28	11.77	1.49	0.43
Beetroot	31	2.12	0.15	1.52	0.01	0.09	108	4.51	20.29	34.88	0.77	0.29
Knolkhol	16	1.69	0.34		0.05	0.19	12.7	77.64	40.09	19.35	0.23	0.18
Radish	29	0.75	0.11		0.02	0.09	18.09	12.13	35.64	13.56	0.38	0.16
Cabbage	21	1.35	0.14	3.35	0.05	0.14	52.66	29.62	56.85	18.47	0.33	0.16

Tomatoes	20	0.88	0.56	165	0.03	0.09	20.16	25.58	9.69	14.93	0.31	0.12
Ladies fingers	26	2.06	0.19	12.41	0.08	0.28	70.62	24.48	92.26	55.23	0.96	0.44
Brinjal (Pandora Striped)	29	1.49	0.31	23	0.12	0.09	30.99	1.49	18.95	18	0.32	0.19
Brinjal (Chinese eggplant)	24	1.28	0.33	16.83	0.12	0.11	32.94	3.37	14.4	21.18	0.28	0.16
Capsicum	23	1.22	0.34	38.96	0.03	0.29	28.65	49.63	12.65	11.21	0.21	0.31
Pumpkin (Common)	31	0.86	0.3	30.41	0.02	0.09	17.72	8.73	18.75	9.93	0.49	0.25
Cucumber	19	0.98	0.24	0.58	0.01	0.08	19.66	4.08	22.1	18.22	0.67	0.21
Bitter gourd	19	1.47	0.23	55.08	0.05	0.06	53.1	46.89	25.19	35.81	1.75	0.26
Snake gourd (Dark green)	11	0.82	0.25	10.41	0.03	0.12	18.09	3.54	26.83	25.84	0.41	0.11
Snake gourd (Pale green)	11	0.89	0.25	5.14	0.03	0.07	16.52	2.85	27.11	21.77	0.47	0.2
Drumstick	30	2.48	0.12	3.13	0.06	0.12	60.48	92.33	22.27	28.51	0.5	0.26
Watakolu	12	0.86	0.15	59.33	0.01	0.07	25.48	6.41	14.67	14.01	4.42	0.45
Long beans	24	3.36	0.3	-	0.06	0.11	99.98	8.93	44.22	33.17	1.01	0.08
Ash Plantain	76	2.84	0.56	0.06	0.02	0.07	6.82	4.49	5.19	22.55	0.39	0.21
Green chillies	39	2.28	0.76	38.16	0.08	0.25	21.29	98.61	20.25	36.91	1.25	0.29
Limes	26	0.66	0.26	0.36	0.01	0.05	12.1	38.05	26	15.25	0.12	0.05
Kekiri	17	1.01	0.25	0.76	0.01	0.07	17.34	8.07	25.72	26.2	0.63	0.22
Ash pumpkin (Ash guord)	18	0.8	0.15		0.01	0.15	14.17	9.14	19.27	23.62	0.48	0.13
Cho-Cho	19	0.58	0.12	0.3	0.04	0.07	63.81	23.76	20.55	13.02	0.49	0.12
Thalana batu (Little prince)	21	1.28	0.39	24.33	0.12	0.09	38.63	2.4	12.38	19.62	0.31	0.22
Thalana batu (Thai eggplant)	21	1.45	0.26	18.33	0.11	0.09	31.18	2.71	17.24	37.22	0.37	0.24
Thibbatu	61	1.66	1.96	15.89	0.03	1.02	72.39	10.8	105	57.46	1.06	0.59
Kohila yams	27	0.64	0.16	1.72	0.01	0.14	4.64	1.67	52.33	33.95	0.61	1.62
Kehel muwa	19	1.36	0.63	4.27	0.02	0.12	40.51	8.16	35.09	31.43	0.38	0.39
Ambaralla	37	0.73	0.44	3.36	0.01	0.1	44.49	35.51	20.7	9.28	0.7	0.12
Mango	50	0.75	0.09	14.5	0.02	0.14	34.89	91.63	28.56	17.74	0.5	0.09
Mushroom	27	2.54	0.42	-	0.15	0.13	7.81	11.56	0.9	14.42	1.32	0.79
Dambala	21	1.84	0.2	38.74	0.08	0.4	33.69	19.82	68.24	31.38	1.2	0.44
Coconuts nuts	390	3.67	39.92	-	0.05	0.11	14.86	-				

Root Crop												
Sweet potato	108	1.27	0.33	NA	0.04	0.09	14.44	22.2	28.93	21.05	0.51	0.14
Manioc	78	0.92	0.19	NA	0.07	0.2	0.1	1.95	25.31	19.08	19.78	23.73
Nelum ala/Lotus root	79	1.94	0.93	NA	0.05	0.19	26.49	26.63	37.71	26.58	3.34	0.35
Kiriala	87	3.96	0.15	1.19	0.03	0.16	20.17	2.71	30.79	41.52	0.6	0.42
Iniala	103	3.2	0.3	33.14	0.01	0.22	22.19	13.03	40.99	28.98	1.31	0.29
Leafy Vegetables												
Mukunuwanna	28	3.15	0.55	92.25	0.09	0.27	96.14	3.24	135	45.38	1.7	1.03
Gotukola	15	0.64	0.47	226	0.07	0.23	70.11	6.74	96.31	41.42	1.25	0.66
Kankun	15	0.47	0.37	1614	0.08	0.4	33.69	19.82	49.21	18.35	1.32	0.44
Kathurumurunga	70	8.01	1.35	2097	0.33	0.22	120	121	901	96.64	4.36	0.53
Nivithi	22	2.2	0.47	959	0.06	0.11	74.05	10.26	163	61.37	1.49	0.67
Thampala	32	3.55	0.72	1474	0.21	0.22	74.27	82	258	209	3.5	1.4
Sarana	20	2.42	0.21	1149	0.03	0.13	58.54	9.89	59.57	42.93	0.13	0.75
Kohila leaves	33	4.1	0.83	300	0.02	0.17	56.76	5.56	19.5	20.32	0.25	0.3
Onion leaves	27	2.01	0.26	NA	0.04	0.18	56.8	23.38	35.21	74.95	3.15	0.77
Cabbage leaves	30	3.63	0.27	8.66	0.05	0.24	63.46	40.76	170	18.47	2.67	0.35
Salad leaves	19	1.05	0.24	NA	0.1	0.06	37.48	11.64	58.23	36.89	2.07	0.27
Cauliflower	23	2.09	0.48	0.14	0.06	0.11	46.67	50.17	22.44	18.52	0.76	0.27
Jackfruit pods	25	2.14	0.34	NA	0.03	0.04	30.7	24.77	37.32	26.08	0.3	0.17
Jackfruit seeds	77	5.66	0.44	NA	0.02	0.08	58.91	15.24	40.87	50.14	0.52	0.42
Meat												
Chicken	176	23.14	9.24	6.88	0.07	0.49	10.09	-	15.06	20.18	0.75	0.64
Beef	160	23.3	7.45	2.15	0.08	0.32	1.93	-	4.8	28.54	2.41	3.31
Mutton	138	20.37	6.23	2.7	0.13	0.28	1.73	-	7.58	19.5	1.62	5.05
Pork	161	18.83	9.5	1.9	0.09	0.28	8.15	-	6.58	8.9	0.79	0.8
Fish												
Balaya	96	21.28	1.12	21.01	0.15	0.12	7.89		6.45	26.02	0.68	0.46
Seer	136	22.28	5.18	81.9	0.07	0.16	15.45		9.85	36.73	0.41	0.74

Shark	95	21.6	0.83	1.11	0.04	0.11	8.57	8.44	32.58	0.41	0.74
Paraw	87	20.02	0.7	1.49	0.02	0.16	6.77	8.17	31.68	0.67	0.41
Thalapath	91	16.04	2.88	12.03	0.1	0.13	78.22	7.64	24.89	0.71	0.67
Kelawalla	109	21.47	2.55	15.95	0.17	0.73	77.39	13.35	33.82	0.68	0.64
Haedaella	87	19.88	0.78	12.18	0.04	0.06	11.7	36.6	53	0.54	0.65
Hurulla	88	17.08	2.18	10.02	0.14	1.66	61.66	103	35.45	1.24	1.05
Karalla / Katuwalla	97	21.8	1.06	1.25	0.02	0.1	14.38	37.06	39.05	0.24	0.42
Kumbala / Angila	101	21.51	1.53	16.34	0.1	0.1	7.13	31.27	37.46	1.46	0.67
Salaya / Sudaya	100	19.5	2.39	15.41	0.18	1.39	60.87	435	42.83	1.4	2.3
Theppli / Telapiya /Korali	83	18.48	1.08	17.14	0.18	0.18	8.29	99.39	24.96	2.84	0.88
Prawns	65	14.85	0.56	1.24	0.03	0.1	15.37	37.81	30.5	0.73	1.1
Crabs	45	10	0.55	8.33	0.14	0.18	13.83	37.81	45.93	0.73	1.1
Cuttle fish	76	16.82	0.93	1.93	0.02	0.04	6.22	8.73	35.46	0.62	1.3
Linna	112	20.3	3.37	15.78	0.23	0.68	59.78				
Coppara	97	22.89	0.56	21.51	0.04	0.12	8.08	7.2	30.08	1.2	0.58
Ray (Maduwa)	97	23.98	0.68	7.55	0.02	0.21	25.59	9.16	24.61	0.74	0.44

Dried Fish

Dried sprats	259	51.16	5.92	12.83	0.25	0.62	438	1178	162	3.06	4.2
Dried keeramin	311	49.6	12.42	12.92	0.13	2.41	144	555	166	2.58	3.19
Dried thalapath	289	54.68	8.04	9.38	0.04	0.43	97.8	62.75	110	1.96	1.45
Dried katta	275	50.04	8.31	2.48	0.03	0.35	80.4	86.55	92.17	1.47	1.16
Dried balaya	282	63.79	3.37	14.32	0.12	1.98	213	83.48	83.45	3.6	1.44
Dried shark / keelan	267	55.03	5.25	10.31	0.04	0.32	187	42.24	92.94	1.48	0.66

Eggs

Hen eggs (Country)	170	13.14	13	208	0.08	0.18	54.6	50.14	11.04	1.64	1.12
Hen eggs (Table)	135	13.55	9.03	200	0.19	0.19	49.46	63.3	12	2.39	1.73
Quail eggs	153	12.39	11.46	153	0.11	0.17	54.86	60.67	11.21	2.55	1.51

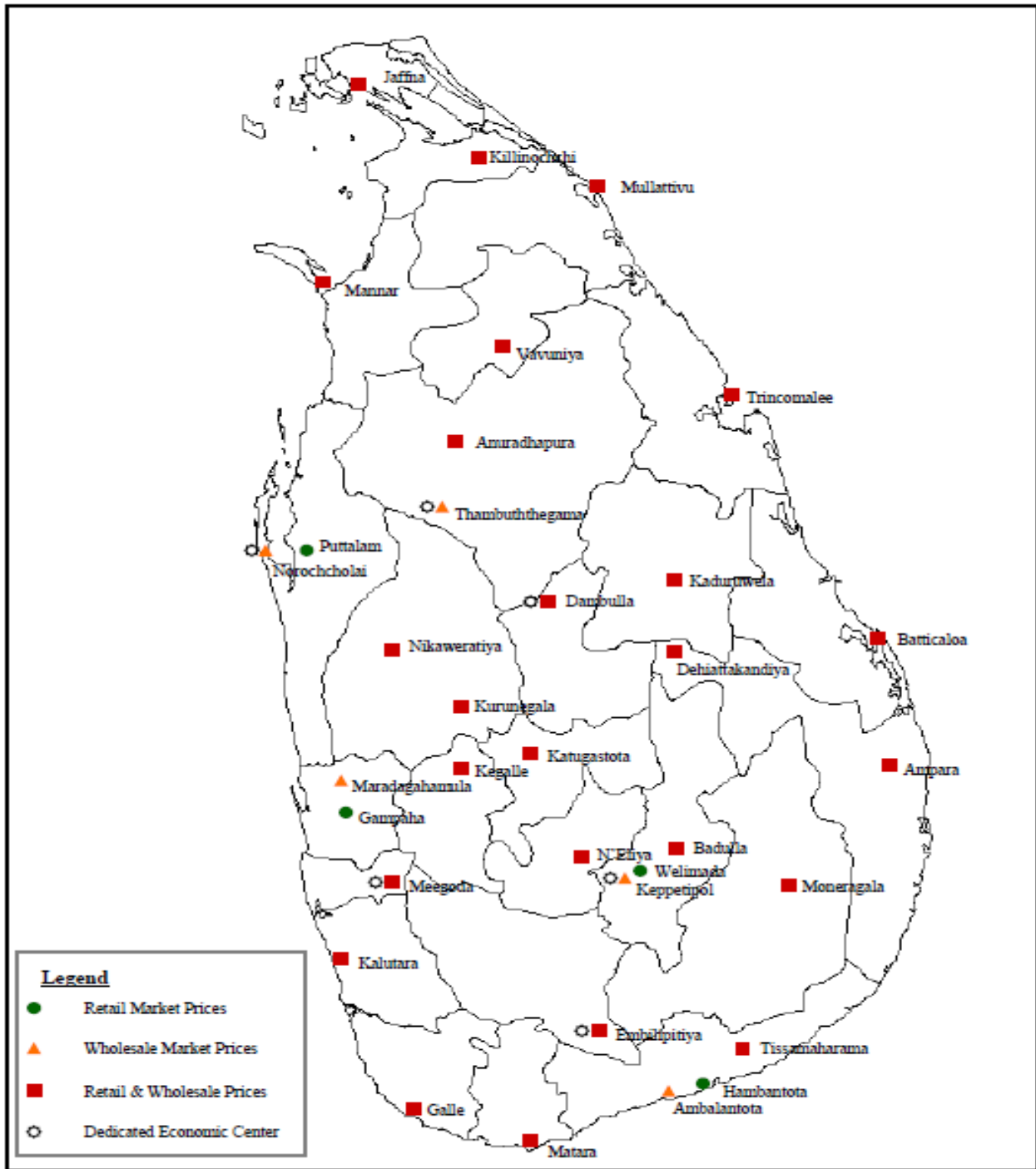
Fruits

Banana Embul	109	1.11	1.09	9.68	0.05	0.64	32.98	13.61	9.39	25.67	0.51	0.23
Anamaalu	102	1.04	0.72	16.4	0.04	0.65	21.07	3.66	8.06	27.02	0.51	0.23

Koli kuttu	107	1.38	0.34	8.8	0.03	0.47	18.12	7.71	8.56	38	0.32	0.14
Pineapple	37	0.41	0.17	5.76	0.04	0.12	17.86	39.36	10.37	10.71	0.3	0.09
Papaya	26	0.42	0.16	171	0.11	0.04	54.85	48.62	16.77	8.9	0.23	0.08
Mangoes (Karthakolomban)	79	0.8	0.92	259	0.01	0.1	35.52	17.74	3.12	6.72	0.1	0.08
Mangoes (Vilad)	44	0.76	0.58	146	0.05	0.26	67.6	29.97	16.93	14.79	0.65	0.19
Apple	62	0.29	0.64	0.36	0.02	0.08	3.43	2.9	3.12	6.72	0.1	0.08
Avacado	144	2.95	13.86	2	0.08	0.18	67.17	9.36	28.48	48.14	0.81	0.75
Wood apple	78	3.09	3.62	0.46	0.01	0.14	6.07	13.58	59.15	25.16	0.45	0.32
Orange	46	1.07	0.37	23.44	0.01	0.28	14.46	20.19	31.18	20.36	0.81	0.35
Guava	39	1.53	0.38	19.67	0.01	0.11	25.24	30.88	6.59	12.02	0.53	0.33
Grapes	49	0.95	10.69	3.22	0.04	0.1	7.07	20.51	7.27	6.86	0.28	0.07
Melon	19	0.65	0.16	130	0.02	0.11	6	8.24	4.05	9.76	0.15	0.1

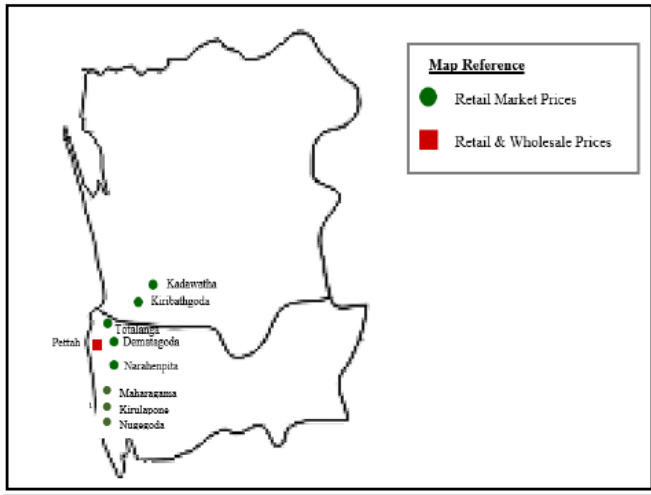
Source: Sri Lanka Food Composition Tables, Ministry of Health - 2021.

Price Collecting Areas



Legend

- Retail Market Prices
- ▲ Wholesale Market Prices
- Retail & Wholesale Prices
- Dedicated Economic Center





HARTI



Ministry of Agriculture

**Food Systems and Market Research Division & Data Management Division
Hector Kobbekaduwa Agrarian Research and Training Institute**

No. 114, Wijerama Mawatha, Colombo 07.

Phone: 011-2696981 Fax: 011-2682283

E-mail: mfpaharti@yahoo.com

Web: www.harti.gov.lk

www.mobilink.lk

**දෛනික චිළචිචි තොග මිල,
ජංගම දුරකථනයෙන්**

හෙක්ටර් කොච්චිකඩුව ගොවි කරියතු පර්යේෂණ
හා පුහුණුධර්මේ ආයතනය අනුමුතයෙන්

මොබිටෙල්
ජංගම
මිල දර්ශනය

ජාතික ජංගම දුරකථන ජාලයෙන්

6666
අමතන්න.

මොබිටෙල් අද මිල - අත දෙපස
මොබිටෙල් ජංගම දුරකථන ජාලයෙන්
චිළචිචි තොග මිල දැරෙන්න.

විකාශිතයාට රු.2/-
විකාශිතයාට රු.2/-