

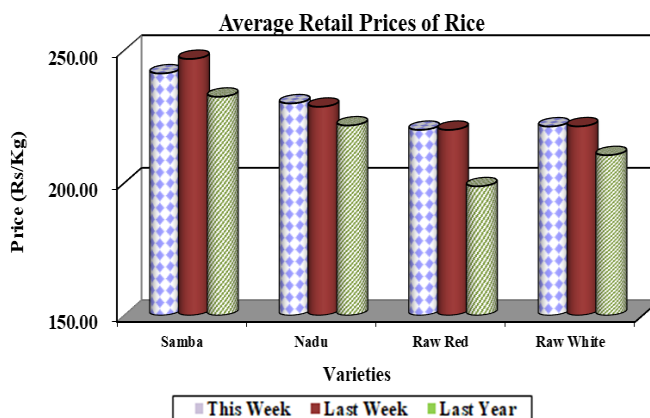
RETAIL MARKET AT A GLANCE

Summary

Rice

Prices of *nadu* grade II and *keeri* samba have increased by Rs.3.00/kg and Rs.1.00/kg. Prices ranged between Rs.260.00-280.00/kg for *keeri* samba, Rs.230.00-260.00/kg for samba grade I, Rs.230.00-240.00/kg for *nadu* I, Rs.210.00-230.00/kg for raw red and raw white in Colombo and suburb markets.

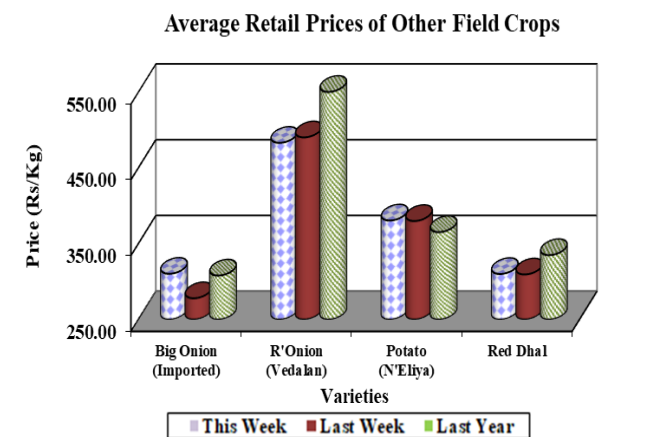
(Page No.01-02)



Other Field Crops

Prices of *Vedalan* and *Sinan* (local) red onion have decreased by Rs.7.00/kg and Rs.1.00/kg, while the price of imported and local big onion have increased by Rs.32.00/kg and Rs.23.00/kg respectively. Prices ranged Rs.360.00-560.00/kg for local red onions and Rs.240.00-360.00/kg for imported big onion and Rs.320.00-380.00/kg for local big onion. Prices of both Nuwara Eliya and Welimada potatoes ranged between Rs.320.00-480.00/kg and Rs.250.00-360.00/kg and the price of imported potato ranged between Rs.200.00-280.00/kg. Further, the price of green gram, white cowpea and red cowpea ranged Rs.800.00-1,000.00/kg.

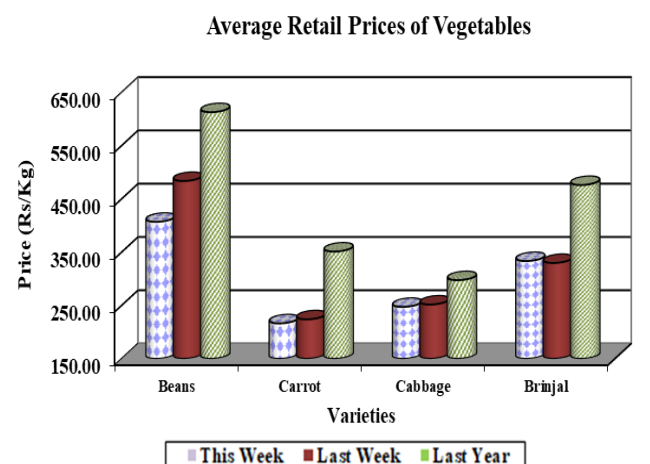
(Page No.02-04)



Vegetables

Retail prices of most of the vegetables have decreased due to high market supply. Considering the up-country varieties, the highest price decrease was reported for beans as Rs.76.00/kg, followed by tomato at Rs.31.00/kg. Considering the low country varieties, the highest price decrease was reported for drumstick as Rs.59.00/kg, followed by cucumber as Rs.26.00/kg. During the week, the highest prices were recorded for capsicum (Rs.500.00-800.00/kg) and bitter gourd (Rs.400.00-600.00/kg) in Colombo and suburb markets.

(Page No.04-06)



Rice

Wholesale

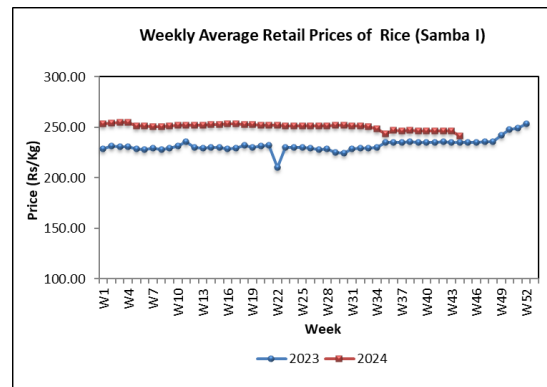
Prices of both nadu grade I and II have increased by 1% and the prices ranged Rs.225.00-230.00/kg and Rs.218.00-220.00/kg respectively. Prices of all the other local rice varieties have not increased significantly and the price ranges of samba grade I, samba grade II and keeri samba were Rs.225.00-230.00/kg, Rs.218.00-220.00/kg and Rs.240.00-260.00/kg respectively. Average prices of raw red and raw white were Rs.209.00/kg and Rs.212.00/Kg respectively. Price of imported ponni samba has decreased by 1% and the price ranged Rs.270.00-280.00/kg.

Compared to same period of last year, the current wholesale prices of all local rice varieties except samba grade II and keeri samba have increased in the range of 6%-11%. Keeri samba has decreased by 17%.

Retail

Retail price of keeri samba has increased by Rs.1.00/kg. Packs of samba grade I and nadu grade II were limited in the retail market. Retail prices of samba grade I and nadu grade II have decreased by Rs.5.00/kg

and Rs.1.00/kg and the price ranged Rs.230.00-260.00/kg and Rs.220.00-225.00/kg. Retail prices of nadu grade I, raw red, raw white and imported samba have not changed significantly and the price ranged Rs.230.00-240.00/kg, Rs.210.00-230.00/kg, Rs.210.00-Rs.230.00/kg and Rs.280.00 - 320.00/kg respectively.



Compared to the same period of last year, the current retail prices of all the local rice varieties have increased by 3%-11% with the highest price increase reported for raw red.

Paddy

The average farm gate prices of all the paddy varieties have increased in major producing areas except for short grain (Samba) in Ampara area. Accordingly, the average price of short gain paddy has increased by Rs.1.00-3.00/kg in Polonnaruwa, Kurunegala and Nikaweratiya areas. Prices ranged Rs.120.00-130.00/kg in major producing areas. Further, the average price of keeri samba paddy has also increased by

Rs.1.00-3.00/kg and the prices ranged Rs.120.00-132.00/kg. Moreover, a Rs.1.00-3.00/kg price increase was also reported for long grain white paddy and its prices ranged Rs.123.00-132.00/kg. Also, price increase of Rs.8.00/kg and Rs.5.00/kg was reported for long grain red paddy in Matara and Embilipitiya areas respectively and prices ranged Rs.125.00-135.00/kg.

Compared to the same period of last year, the average farm gate paddy prices of short grain (samba), long grain (white) and long grain (red) paddy have increased by 5%-31% while the average farm gate price of keeri samba paddy has decreased by 9%-13%.

Dried Chilies

Wholesale

Price of imported dried chilies has decreased by 4% due to availability of sufficient stocks at the market and the price ranged Rs.650.00-750.00/kg.

Compared to same period of last year, price of imported dried chilies has decreased by 32%.

Retail

Retail price of imported dried chilies has decreased by Rs.8.00/kg and the price ranged Rs.750.00-1100.00/kg.

Compared to the same period of last year, the current retail price of imported dried chilies has decreased by 30%.

Onion

Wholesale

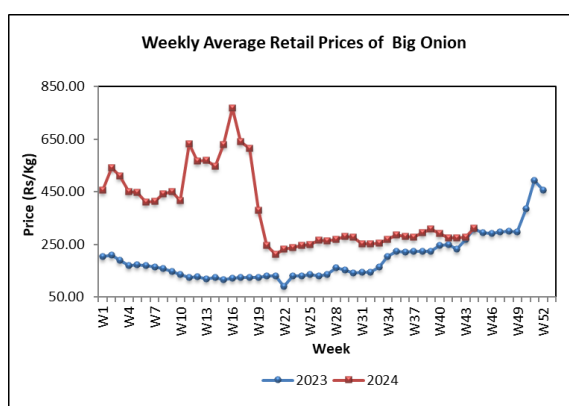
Prices of sinan and vedalan red onion have decreased by 9% and 12% due to availability of low-quality stocks and the prices ranged Rs.200.00-250.00/kg and Rs.300.00-350.00/kg. Price of imported red onion has increased by 2% and the price ranged Rs.350.00-400.00/kg. Price of imported big onion has increased by 5% due to unavailability of sufficient stocks at the market and the price ranged Rs.185.00-300.00/kg. Price of local big onion has increased by 7% due to availability of high-quality stocks and the price ranged Rs.280.00-300.00/kg.

Compared to same period of last year, the current wholesale price of sinan and vedalan red onion have decreased by 25% and 29% while the price of imported big onion has increased by 13%.

Retail

Due to sufficient stocks in the market, the retail prices of vedalan and sinnan red onion have decreased by Rs.7.00/kg and Rs.1.00/kg and prices ranged Rs.440.00-560.00/kg and Rs.360.00-400.00/kg. Price range of imported red onion was Rs.360.00-520.00/kg.

Retail prices of imported and local big onion have increased by Rs.32.00/kg and Rs.23.00/kg and the prices ranged Rs.240.00-360.00/kg and Rs.320.00-380.00/kg respectively.



Compared to the same period of last year, the current retail price of vedalan red onion has decreased by 13% and price of imported big onion has increased by 1%.

Potato

Wholesale

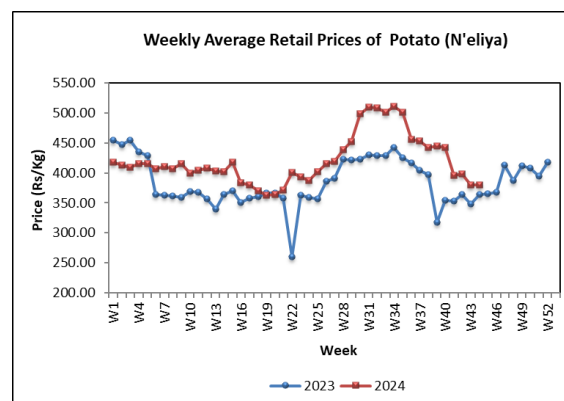
Price of Nuwara Eliya potato has increased by 3% due to unavailability of sufficient stocks and the price ranged Rs.220.00-

250.00/kg. Price of Welimada potato has not changed significantly and the price ranged Rs.170.00-230.00/kg. Price of imported potato has decreased by 2% and the price ranged Rs.150.00-180.00/kg. Price of Welimada Potato has not increased significantly and the price ranged Rs.170.00-230.00/kg.

Compared to same period of last year, the current wholesale price of Nuwara Eliya potato has increased by 3% while the price of imported potato has decreased by 2%.

Retail

Retail price of Nuwara Eliya potato has increased by around Rs.1.00/kg and price ranged Rs.320.00-480.00/kg. Further, the price of Welimada potato has not changed significantly and the price ranged between Rs.250.00-360.00/kg. Retail price of imported potato has decreased by Rs.6.00/kg due to sufficient stock.



Compared to the same period of last year, the current retail prices of Nuwara Eliya and Welimada potatoes have increased by 4% and 3% respectively.

Pulses

Wholesale

Prices of green gram, white cowpea and red cowpea have decreased in the range of 2%-6% due to availability of sufficient stocks and the prices ranged Rs.550.00-650.00/kg, Rs.550.00-650.00/kg and Rs.520.00-650.00/kg respectively. Price of red dhal has increased by 1% and price ranged Rs.270.00-280.00/kg.

Compared to same period of last year, the current wholesale prices of all the pulse varieties have decreased in the range of 6%-40%.

Retail

Retail prices of all types of pulses except for red dhal have decreased. Retail prices of green gram, white cowpea and red cowpea have decreased by Rs.18.00/kg, Rs.2.00/kg and Rs.1.00/kg respectively. Prices ranged between Rs.750.00-1000.00/kg for green gram and Rs.800.00-1000.00 for both white and red cowpea. Retail price of red dhal has

increased by around Rs.1.00/kg and price ranged Rs.290.00-340.00/kg.

Compared to the same period of last year, the retail prices of all types of pulses have decreased with 7%- 22% and the highest price decrease for white cowpea.

Vegetable

Wholesale

Prices of most of the vegetables have decreased due to increased supply from major producing areas.

Considering up-country vegetables, the highest price decrease was reported for knolkhol as 42% due to increased supply from Melsiripura area, followed by beans as 33% due to increased supply from Kandy area. Price of carrot has decreased by 28% with increased supply from Nuwara-Eliya area while price of cabbage has decreased by 24% with increased supply from Kandy and Dambulla areas. Price of raddish has decreased by 12% with increased supply from Puttalam area. However, prices of leeks has increased by 11% with slightly changes of market demand.

Price of capsicum has decreased by 10% due to increased supply from Thalawakele

area and price of tomato has decreased by 5% due to increased supply from Balangoda and Kandy areas.

Considering low-country vegetables, the highest price decrease was reported for ash plantain as 29% due to increased supply from Embilipitiya and Sooriyawewa areas, followed by ladies fingers as 22% due to increased supply from major producing areas. Price of snake gourd has decreased by 19% with availability of low-quality stocks from major producing areas. Prices of drumstick has decreased by 13% with increased supply from Jaffna and Dambulla areas. However, the prices of luffa has increased by 15% with decreased supply from Dambulla area and price of long beans has increased by 8% with decreased supply from Balangoda area.

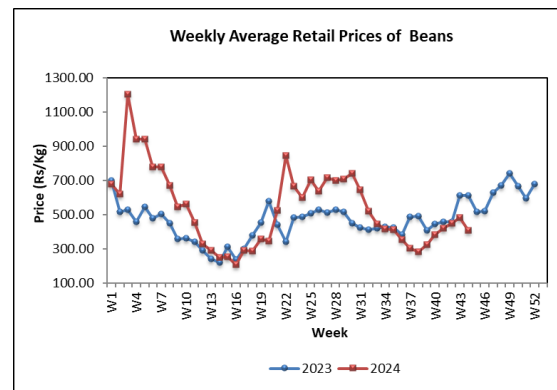
Price of green chilies has increased by 13% with decreased supply from Nochchiyagama area and price of lime has increased by 5%.

Compared to the same period of last year, the current wholesale prices of most of the vegetables have decreased the highest price increase reported for lime as 65%, followed by carrot as 63%.

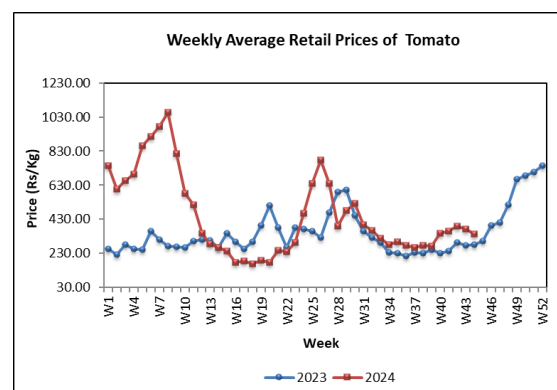
Retail

In line with decreased wholesale prices, the retail prices of most of the vegetable varieties have also decreased.

Considering the up-country varieties, the highest price decrease was reported for beans at Rs.77.00/kg, followed by beetroots at Rs.16.00/kg. Prices of knolkhol and carrots have decreased by Rs.15.00 /kg and Rs.8.00/kg respectively.



Prices of capsicum and tomato have decreased by Rs.12.00/kg and Rs.31.00/kg respectively.



Considering the low-country varieties, the highest price decrease was reported for drumstick as Rs.59.00/kg, followed by cucumber at Rs.26.00/kg. Prices of luffa

and ash plantain have decreased by Rs.26.00/kg and Rs.20.00/kg respectively. Further the prices of ladies fingers and bitter gourd have decreased by Rs.8.00/kg and Rs.7.00/kg respectively. However, prices of snake gourd and brinjal have increased by Rs.26.00/kg and Rs.4.00/kg respectively.

Further, the price of lime and green chilies have increased by Rs.22.00/kg and Rs. 25.00/kg respectively.

Compared to the same period last year, prices of most of the varieties have decreased with the highest price decrease reported for lime as 64%.

Coconut

Wholesale

Prices of both large and small nuts have decreased by 5% and 3% respectively. Price ranges were Rs.130.00-140.00 for a large nut and Rs.110.00-120.00 for a small nut.

Compared to the same period of last year, the current wholesale prices of large and small nuts have increased by 38% and 37% respectively.

Retail

Compared to wholesale price, the retail prices have increased at retail markets. Prices of both large and small nuts have increased by around Rs.4.00/nut and Rs.8.00/nut respectively. Price ranges were Rs.145.00-170.00 for a large nut and Rs. 120.00 - 140.00 for a small nut.

Compared to the same period last year, prices of large and small nuts have increased by 37 % and 41 % respectively.

Fruits

Wholesale

Prices of most of the fruit varieties have decreased due to the decreased in demand. The highest price decrease of 26% was reported for ambul banana due to low demand with rainy weather. Also, prices of other banana except ambun banana have decreased. Price of papaya has decreased by 25% due to availability of sufficient stocks. Price of Wood apple has decreased by 23% due to low demand. Price of karthakolomban and betti mangoes have decreased by 17% and 10%. price of all sizes of pineapples have decreased in the range of 9%-11% due to high supply.

However, Price of orange has decreased by 11% due to low quality stocks. Price of slime apple has increased by 22% due to limited stock.

Compared to the same period of last year, the current wholesale prices of most of the fruit varieties have decreased with the highest price decrease of 62% reported for slime apple.

Retail

In line with the decreased wholesale prices, retail price of most of fruit varieties have decreased.

The highest price decrease of Rs.34.00/fruit was reported for slime apple due to low quality and unripen stocks. Considering the prices of banana varieties, the prices of all varieties except for ambun banana, have decreased slightly. Price of papaw has decreased by Rs.13.00/kg due to availability of ripen stocks in the market. Price of karathakolomban mango has decreased by Rs. 12.00/fruit.

Considering other fruit varieties, the price of avocado has increased by Rs.52.00/fruit due to limited stock with the end of the harvesting season.

Compared to the same period of last year, the current retail prices of most of the fruit varieties have increased with highest price increase of 193% reported for avocado.

Fresh Fish

Wholesale

Wholesale prices of most of the fresh fish types have increased due to decrease supply. The highest price increase of 11% was noted for hurulla due to low supply from Kalpitiya, Mullaitivu and Pulmude areas and the price ranged Rs.750.00-850.00/kg. A price increase of 7% was noted for kelawalla due to low supply from Galle, Mirissa and Beruwala areas and the price ranged Rs.1300.00-1450.00/kg.

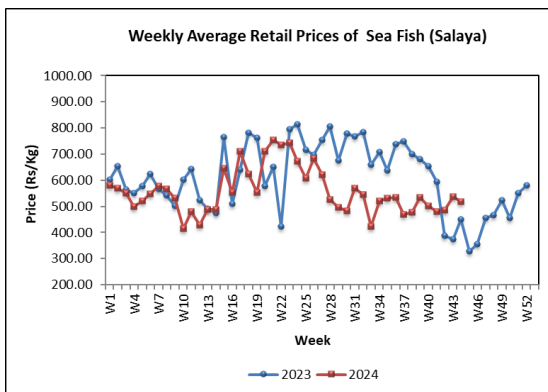
However, a price decrease of 6% was noted for salaya due to high supply from Trincomalee, Mannar and Kalpitiya areas and the price ranged Rs.250.00- 450.00/kg.

Compared to the same period of last year, current wholesale prices of all of the fresh fish types have increased with the highest price increase of 87% noted for hurulla.

Retail

With increased wholesale prices, the highest price increase was recorded for

paraw by Rs.322.00/kg. Price increase of hurulla, balaya and kelawalla was recorded as Rs.140.00/kg, Rs.189.00/kg and Rs.105.00/kg respectively. Adverse climatic condition was the reason for the price increment of fish types. The highest price decrease was recorded for shrimps as Rs.170.00/kg. Price decrease of thora and salaya was recorded as Rs.39.00/kg and Rs.20.00/kg respectively.



Compared to the same period of last year, the current retail prices of other fish types except shrimps have increased in the range of 2%-40% with the highest price increase recorded for hurulla.

Dried Fish

Wholesale

Prices of most of the local and imported dried fish types have decreased due to increase supply of local dried fish. The highest price decrease of 8% was noted for local salaya due to high supply from Mannar, Chilaw and Puttalam areas and the

price ranged Rs.300.00-500.00/kg. A price decrease of 5% was noted for imported sprats due to high supply from Iran and Thailand and the price ranged Rs.800.00-950.00/kg. Further, the prices of local sprats and imported anguluwa have decreased by 3%-4%.

However, a price increase of 6% was noted for local balaya due to low supply from Negombo and Beruwala areas and the price ranged Rs.1100.00-1200.00/kg.

Compared to the same period of last year, the current wholesale prices of most of the dried fish types have decreased with the highest price decrease of 11% reported for imported kattawa.

Retail

With decreased wholesale prices, the highest price decrease was recorded for local sprats by Rs.137.00/kg. Price decrease of kattawa has recorded as Rs.56.00/kg and the prices of other dry fish varieties have decreased in the range of Rs.10.00-13.00/kg. Sufficient amounts of supply were the reason for this price decrement. The highest price increase was recorded for anguluwa by Rs.139.00/kg.

Compared to the same period of last year, the current retail prices of most of the dried fish types except imported sprats and mora have decreased in the range of 2%-13%. The highest price decrease was recorded for kattawa.

Eggs

Wholesale

The prices of both brown and white eggs have decreased by 4% and 5% respectively and their prices ranged Rs.39.00-43.00/egg and Rs.36.00-40.00/egg respectively.

Compared to the same period of last year, the current prices of both brown and white eggs have decreased by 12% and 15% respectively.

Retail

Prices of both brown and white eggs have decreased by Rs.3.00. The price range of a brown egg has recorded as Rs.40.00-46.00 and the price range of a white egg has recorded as Rs.38.00-45.00. The average price of the brown and white egg types has recorded as Rs.42.00 and Rs.41.00 respectively.

Compared to the same period of last year, the prices of both egg varieties have decreased by 13%.

Meat

Retail

Price of mutton has not changed and the prices of other meat types have decreased. The highest price decrease was recorded for pork by Rs.50.00/kg due to low demand. The second highest price decrease was recorded for broiler chicken by Rs.43.00/kg. Price decrease of beef and curry chicken has recorded as Rs.33.00/kg and Rs.30.00/kg respectively.

Compared to the same period of last year, the prices of most of the meat types except beef and mutton have decreased in the range of 6%-16% with the highest price decrease recorded for curry chicken.

EXPLANATORY NOTE

The Food Commodities Bulletin is a weekly publication containing information relating to wholesale and retail prices of selected food commodities in nine selected markets in and around Colombo and main markets in the major producing areas.

The information is analyzed and presented as prevailing prices, price ranges, averages, and a comparison of weekly prices. The changes in prices reported are always with price prevailed during the previous week unless otherwise stated.

The frequency of collection of wholesale price information is twice a week (i.e., Tuesday and Friday) while with retail prices, it is thrice a week (i.e., Friday, Monday, and Tuesday).

Table 01: Selected Markets: Wholesale Price of Rice (Rs/50kg bag)

Week 44: 25 - 31 Oct 2024

10

LOCATIONS	Rice Varieties													
	Samba 1		Samba 2		Keeri Samba		Nadu 1		Nadu 2		Raw Red		Raw White	
Colombo	11250	11500	10900	11000	12000	13000	11250	11500	10900	11000	10250	10750	10500	10750
Divulapitiya	11400	11700	11000	11200	12250	12500	11000	11400	10800	10950	10350	10500	10400	10650
Kurunegala	11500	11600	11300	11350	12850	12900	11100	11150	10850	11000	10450	10750	10350	10450
Nikaweratiya	-	-	10900	11000	12350	12900	11000	11000	10850	10900	10450	10500	10400	10500
Badulla	11500	11500	-	-	12750	13000	11000	11000	10900	10900	10250	10500	10500	10500
Puttalam	-	-	-	-	-	-	-	-	-	-	-	-	-	-
Dambulla	11400	11500	11200	11250	12850	12900	11250	11300	10950	11100	10500	10800	10400	10500
Anuradhapura	11350	11400	-	-	12850	12900	-	-	10900	10950	10350	10450	10250	10400
Tambuttegama	11400	11500	-	-	12650	12900	10900	11400	10750	10800	10250	10250	10400	10500
Polonnaruwa	11350	11450	11200	11250	12850	12850	11350	11600	10850	11100	10600	10650	10350	10450
Kalutara	11600	11900	-	-	13000	13500	11400	11500	11250	11300	10500	10750	10500	10600
Ampara	11500	11500	-	-	-	-	10950	11000	-	-	9500	10200	10000	10200
Kandy	11250	11500	10750	10900	12250	13000	11250	11500	10750	11000	10250	10500	10250	10500
Moneragala	11250	11250	10750	10750	12500	12800	-	-	-	-	10000	10250	10100	10250
Kegalle	-	-	-	-	-	-	-	-	-	-	-	-	-	-
Dehiattakandiya	11750	11750	-	-	12900	13000	11250	11250	-	-	9500	10750	10750	10750
Hambantota	-	-	11000	11250	12500	12850	11500	11500	10800	10800	10000	10250	10250	10250
Matara	-	-	11250	11300	12700	12850	-	-	-	-	10000	10200	10100	10300
Galle	11400	11400	-	-	12900	12950	11000	11250	-	-	10000	10400	10100	10400
Meegoda	11300	11500	11200	11200	12000	12700	10900	11000	-	-	10300	10500	10400	10500
Tissamaharama	11250	11250	10750	11000	12000	12400	10900	11000	10750	10750	9900	10000	10150	10250
Embilipitiya	11250	11350	-	-	12400	12500	10900	11000	-	-	10250	10400	10350	10450
Jaffna	12000	12250	-	-	13500	13600	11250	11500	-	-	10250	10500	10000	10250
Vavuniya	11250	11350	11000	11200	12400	12800	10900	11000	-	-	10400	10500	10350	10450
Mannar	11500	11600	-	-	12750	13000	11100	11250	-	-	10400	10500	10400	10500
Killinochchi	11500	11750	-	-	13250	13500	11250	11500	-	-	10250	10500	10250	10500
Mullattivu	11750	12000	-	-	13500	13500	11650	11750	-	-	10400	10650	10500	10750
Batticaloa	-	-	-	-	-	-	-	-	-	-	-	-	-	-
Trincomalee	11750	11900	-	-	12300	12500	11400	11500	-	-	10200	10300	10200	10450
Galenbindunuwew	-	-	-	-	-	-	-	-	-	-	-	-	-	-
Matale	11750	12000	11400	11500	12750	12900	11250	11500	10900	11000	10250	10400	10300	10500

Table 02: Selected Markets: Retail Price of Rice (Rs/kg)

Week 44: 25 - 31 Oct 2024

LOCATIONS	Rice Varieties													
	Samba 1		Samba 2		Keeri Samba		Nadu 1		Nadu 2		Raw Red		Raw White	
Colombo	230.00	260.00	-	-	260.00	280.00	230.00	240.00	220.00	225.00	210.00	230.00	210.00	230.00
Gampaha	235.00	240.00	230.00	235.00	260.00	260.00	232.00	232.00	220.00	230.00	210.00	220.00	210.00	220.00
Kurunegala	240.00	240.00	230.00	235.00	260.00	260.00	230.00	232.00	220.00	228.00	212.00	218.00	210.00	214.00
Nikaweratiya	250.00	250.00	230.00	230.00	260.00	270.00	220.00	235.00	220.00	220.00	210.00	220.00	210.00	210.00
Dambulla	235.00	240.00	230.00	230.00	260.00	265.00	230.00	230.00	220.00	225.00	215.00	220.00	210.00	215.00
Anuradhapura	-	-	230.00	230.00	260.00	260.00	220.00	220.00	-	-	210.00	210.00	210.00	210.00
Thambuththegama	-	-	230.00	235.00	250.00	260.00	220.00	230.00	217.00	218.00	207.00	207.00	210.00	212.00
Polonnaruwa	230.00	232.00	227.00	228.00	260.00	265.00	230.00	235.00	220.00	225.00	215.00	216.00	210.00	212.00
Kaluthara	240.00	250.00	240.00	245.00	265.00	270.00	230.00	236.00	230.00	233.00	210.00	215.00	210.00	215.00
Badulla	230.00	230.00	-	-	260.00	260.00	220.00	225.00	220.00	220.00	210.00	215.00	210.00	210.00
Keppetipola	235.00	240.00	225.00	230.00	260.00	270.00	230.00	235.00	220.00	225.00	210.00	214.00	212.00	216.00
Moneragala	-	-	225.00	230.00	260.00	260.00	-	-	-	-	210.00	210.00	210.00	210.00
Kegalle	230.00	230.00	-	-	260.00	260.00	220.00	235.00	-	-	210.00	215.00	210.00	215.00
Ampara	238.00	240.00	-	-	-	-	223.00	230.00	-	-	208.00	215.00	208.00	212.00
Dehiattakandiya	230.00	240.00	-	-	260.00	270.00	225.00	230.00	-	-	200.00	220.00	210.00	220.00
Nuwaraeliya	240.00	245.00	230.00	235.00	265.00	270.00	235.00	240.00	225.00	230.00	212.00	214.00	216.00	220.00
Kandy	240.00	250.00	230.00	235.00	260.00	270.00	235.00	240.00	220.00	225.00	215.00	220.00	215.00	220.00
Puttalam	250.00	250.00	225.00	230.00	-	-	220.00	220.00	215.00	215.00	210.00	215.00	205.00	205.00
Hambantota	230.00	240.00	-	-	260.00	270.00	240.00	240.00	220.00	220.00	205.00	210.00	210.00	210.00
Rathnapura	260.00	260.00	-	-	270.00	275.00	235.00	240.00	222.00	225.00	215.00	220.00	220.00	225.00
Matara	240.00	250.00	230.00	235.00	260.00	270.00	220.00	230.00	-	-	205.00	210.00	208.00	210.00
Galle	-	-	230.00	230.00	260.00	260.00	220.00	225.00	-	-	210.00	210.00	210.00	210.00
Tissamaharama	240.00	240.00	225.00	230.00	249.00	260.00	230.00	240.00	220.00	220.00	205.00	210.00	205.00	210.00
Meegoda (DEC)	-	-	230.00	230.00	258.00	260.00	220.00	230.00	-	-	210.00	210.00	210.00	210.00
Embilipitiya	230.00	230.00	-	-	260.00	260.00	220.00	225.00	-	-	208.00	210.00	210.00	220.00
Jaffna	250.00	255.00	-	-	275.00	280.00	235.00	240.00	-	-	215.00	225.00	210.00	220.00
Vavuniya	230.00	235.00	-	-	260.00	270.00	224.00	230.00	220.00	220.00	214.00	220.00	212.00	218.00
Mannar	240.00	245.00	-	-	270.00	280.00	228.00	230.00	-	-	215.00	220.00	216.00	220.00
Killinochchi	240.00	250.00	-	-	270.00	280.00	235.00	240.00	-	-	215.00	220.00	215.00	220.00
Mullaittivu	240.00	245.00	-	-	275.00	280.00	238.00	245.00	-	-	212.00	216.00	216.00	220.00
Batticaloa	-	-	-	-	-	-	-	-	-	-	-	-	-	-
Trincomalee	245.00	248.00	-	-	260.00	260.00	235.00	240.00	-	-	210.00	220.00	210.00	220.00
Hanguranketha	-	-	228.00	230.00	249.00	260.00	220.00	230.00	218.00	220.00	207.00	210.00	208.00	220.00
Veyangoda	230.00	240.00	225.00	225.00	258.00	270.00	225.00	235.00	218.00	220.00	215.00	220.00	215.00	220.00
Galenbindunuwewa	-	-	-	-	-	-	-	-	-	-	-	-	-	-
Bandarawela	-	-	230.00	230.00	260.00	260.00	230.00	230.00	-	-	210.00	212.00	210.00	215.00
Matale	240.00	245.00	230.00	235.00	260.00	260.00	230.00	240.00	220.00	225.00	207.00	212.00	210.00	215.00

Table 04: Selected Markets: Wholesale Price of Subsidiary Food (Rs/50kg)

Week 44: 25 - 31 Oct 2024

LOCATION	Dried Chillies	Red Onion		Big Onion	Potato			Pulses		
	Imported	Imported	Local		Imported	Welimada	Nuwara Eliya	Green Gram	Cowpea	Red Dhal
Colombo	32500 - 37500	17500 - 20000	15000 - 17500	9250 - 15000	7500 - 9000	8500 - 11500	11000 - 12500	27500 - 32500	27500 - 32500	13500 - 14000
Kurunegala	37250 - 38000	-	19000 - 20000	13250 - 14000	8000 - 8500	-	13500 - 14500	34000 - 34500	37500 - 38000	13750 - 14250
Nikaweratiya	34750 - 37000	-	-	9400 - 13000	8500 - 9250	-	-	30000 - 32500	34500 - 35000	13850 - 14000
Dehiattakandiya	34000 - 35000	-	15500 - 22500	9500 - 14000	8500 - 9000	10000 - 12000	13000 - 15000	23000 - 32500	22500 - 24000	13750 - 14000
Dambulla (DEC)	33000 - 35000	-	15000 - 17500	10000 - 13500	7750 - 8500	10000 - 10500	-	28000 - 29000	27500 - 28000	13650 - 14000
Anuradhapura	37500 - 41000	-	17000 - 21000	10000 - 14500	8750 - 9500	11000 - 12000	-	32500 - 37500	36000 - 40000	14000 - 14400
Thambuththegama	35000 - 36000	-	15000 - 19500	10250 - 14250	8250 - 9000	10000 - 10000	11500 - 11500	28750 - 29000	26250 - 27500	13750 - 14250
Polonnaruwa	39000 - 42500	-	19250 - 21250	11250 - 13250	10250 - 10250	11250 - 11750	14250 - 16250	32000 - 33000	33000 - 34000	14250 - 15500
Kaluthara	40000 - 41250	-	19000 - 20500	14500 - 15500	10000 - 10500	11000 - 14000	15000 - 16000	36000 - 37250	-	13900 - 14250
Puttalam	-	-	15000 - 16500	-	-	-	-	-	-	-
Kandy	37500 - 40000	17000 - 17500	16000 - 17500	10000 - 15000	8000 - 9500	10000 - 10500	11000 - 11500	30000 - 32500	32500 - 34000	14000 - 14500
Matara	37500 - 40000	-	19500 - 21000	14500 - 15000	9000 - 10000	-	12000 - 13000	30000 - 35000	35000 - 37500	13750 - 14250
Hambantota	35000 - 40000	19500 - 19500	15000 - 19500	10000 - 15000	9000 - 10000	10500 - 10500	12000 - 13000	25000 - 27500	34500 - 40000	14000 - 14100
Kegalle	39000 - 39500	17850 - 18000	-	13500 - 14000	9000 - 9100	-	11450 - 11550	34000 - 35000	35000 - 35500	14200 - 14250
Galle	34000 - 39000	20000 - 22000	-	13900 - 15000	8250 - 9250	-	13500 - 16000	25000 - 35000	37500 - 40000	14000 - 15000
Tissamaharama	35000 - 37500	-	15000 - 16000	13000 - 14500	8000 - 9000	9000 - 11000	-	25000 - 27500	30000 - 32500	13500 - 14000
Meegoda (DEC)	35000 - 36000	18500 - 19500	17000 - 18000	10250 - 14750	7500 - 8750	9500 - 11000	11000 - 12000	30000 - 40000	32500 - 40000	13900 - 14200
Jaffna	38000 - 38250	-	15000 - 15250	11000 - 11750	10500 - 10650	-	-	31500 - 31750	42000 - 42250	14000 - 14250
Vavuniya	42500 - 43000	-	17500 - 18500	13500 - 14000	10000 - 10500	-	14000 - 14500	30000 - 30750	-	14000 - 14500
Mannar	37000 - 38000	-	18000 - 19000	10250 - 15500	10000 - 10500	-	-	32500 - 35000	-	14250 - 14500
Killinochchi	35000 - 37000	-	18000 - 19000	10000 - 11000	10000 - 10500	-	16500 - 17500	30000 - 32000	-	14000 - 14750
Mullattivu	35500 - 37000	-	16500 - 18500	10500 - 12500	9000 - 10000	-	-	30000 - 32500	-	13750 - 14500
Batticaloa	-	-	-	-	-	-	-	-	-	-
Trincomalee	34250 - 35000	-	-	11400 - 11600	8300 - 9000	-	-	30000 - 31000	39500 - 40000	14000 - 14400
Galenbindunuwewa	-	-	-	-	-	-	-	-	-	-
Matale	37500 - 39000	-	17000 - 18000	9500 - 10000	8000 - 9000	11500 - 12000	-	27500 - 34000	40000 - 41000	13750 - 14000

Table 05: Selected Markets: Retail Price of Subsidiary Food Crops (Rs/kg)

Week 44: 25 - 31 Oct 2024

LOCATIONS	Dried Chillies	Red Onion		Big Onion	Potato			Pulses		
	Imported	Imported	Local		Imported	Welimada	Nuwara Eliya	Green Gram	Cowpea	Red Dhal
Colombo	750.00 - 1100.00	360.00 - 520.00	440.00 - 560.00	240.00 - 360.00	200.00 - 280.00	250.00 - 360.00	320.00 - 480.00	750.00 - 1000.00	800.00 - 1000.00	290.00 - 340.00
Gampaha	900.00 - 1000.00	480.00 - 520.00	480.00 - 520.00	340.00 - 360.00	240.00 - 260.00	-	360.00 - 400.00	950.00 - 980.00	980.00 - 1040.00	320.00 - 340.00
Kurunegala	850.00 - 880.00	390.00 - 430.00	480.00 - 500.00	300.00 - 320.00	220.00 - 230.00	-	350.00 - 370.00	800.00 - 850.00	830.00 - 900.00	290.00 - 300.00
Nikaweratiya	800.00 - 900.00	360.00 - 380.00	-	280.00 - 320.00	200.00 - 220.00	280.00 - 280.00	-	750.00 - 860.00	900.00 - 1000.00	280.00 - 310.00
Dambulla	750.00 - 800.00	-	400.00 - 440.00	260.00 - 320.00	180.00 - 220.00	260.00 - 280.00	-	600.00 - 700.00	700.00 - 800.00	290.00 - 300.00
Anuradhapura	850.00 - 1000.00	-	480.00 - 500.00	240.00 - 320.00	200.00 - 220.00	240.00 - 260.00	-	750.00 - 850.00	800.00 - 900.00	290.00 - 320.00
Thambuththegama	800.00 - 850.00	-	400.00 - 450.00	280.00 - 350.00	200.00 - 230.00	260.00 - 280.00	-	650.00 - 700.00	650.00 - 700.00	290.00 - 315.00
Polonnaruwa	850.00 - 950.00	-	400.00 - 440.00	240.00 - 280.00	220.00 - 250.00	300.00 - 300.00	320.00 - 340.00	700.00 - 760.00	760.00 - 800.00	300.00 - 320.00
Kaluthara	800.00 - 900.00	400.00 - 450.00	500.00 - 550.00	300.00 - 340.00	240.00 - 260.00	320.00 - 340.00	320.00 - 360.00	750.00 - 800.00	900.00 - 1000.00	280.00 - 290.00
Badulla	750.00 - 800.00	-	450.00 - 500.00	240.00 - 280.00	200.00 - 200.00	280.00 - 280.00	-	750.00 - 800.00	750.00 - 800.00	300.00 - 300.00
Keppetipola	780.00 - 840.00	-	400.00 - 430.00	320.00 - 340.00	210.00 - 230.00	300.00 - 320.00	-	750.00 - 780.00	750.00 - 800.00	290.00 - 310.00
Moneragala	750.00 - 900.00	-	400.00 - 560.00	240.00 - 340.00	200.00 - 240.00	300.00 - 340.00	-	600.00 - 800.00	700.00 - 800.00	290.00 - 320.00
Kegalle	800.00 - 880.00	400.00 - 450.00	-	320.00 - 340.00	220.00 - 240.00	280.00 - 300.00	-	700.00 - 820.00	700.00 - 780.00	285.00 - 340.00
Ampara	770.00 - 820.00	-	-	235.00 - 340.00	185.00 - 220.00	260.00 - 320.00	-	550.00 - 680.00	550.00 - 750.00	280.00 - 285.00
Dehiattakandiya	750.00 - 760.00	-	400.00 - 480.00	240.00 - 300.00	190.00 - 200.00	240.00 - 320.00	-	550.00 - 700.00	550.00 - 550.00	290.00 - 300.00
Nuwaraeliya	820.00 - 860.00	-	420.00 - 440.00	250.00 - 340.00	220.00 - 230.00	-	330.00 - 340.00	760.00 - 800.00	760.00 - 820.00	290.00 - 305.00
Kandy	820.00 - 900.00	-	480.00 - 500.00	300.00 - 340.00	210.00 - 220.00	340.00 - 350.00	360.00 - 400.00	850.00 - 900.00	850.00 - 900.00	300.00 - 320.00
Puttalam	750.00 - 950.00	-	450.00 - 480.00	240.00 - 280.00	220.00 - 260.00	300.00 - 320.00	-	550.00 - 650.00	-	280.00 - 290.00
Rathnapura	870.00 - 900.00	400.00 - 430.00	-	320.00 - 330.00	200.00 - 220.00	-	-	750.00 - 850.00	850.00 - 900.00	300.00 - 320.00
Hambantota	800.00 - 900.00	480.00 - 480.00	400.00 - 480.00	320.00 - 360.00	240.00 - 240.00	280.00 - 300.00	-	600.00 - 650.00	720.00 - 900.00	290.00 - 300.00
Matara	780.00 - 840.00	500.00 - 540.00	420.00 - 480.00	300.00 - 330.00	210.00 - 240.00	280.00 - 300.00	320.00 - 350.00	650.00 - 800.00	750.00 - 850.00	290.00 - 320.00
Galle	800.00 - 900.00	450.00 - 460.00	540.00 - 560.00	240.00 - 340.00	190.00 - 240.00	-	320.00 - 380.00	600.00 - 800.00	800.00 - 900.00	290.00 - 320.00
Tissamaharama	800.00 - 900.00	480.00 - 500.00	-	300.00 - 340.00	220.00 - 260.00	260.00 - 300.00	-	600.00 - 750.00	750.00 - 850.00	280.00 - 320.00
Meegoda (DEC)	750.00 - 800.00	-	400.00 - 480.00	300.00 - 320.00	180.00 - 220.00	240.00 - 300.00	320.00 - 400.00	700.00 - 1040.00	700.00 - 960.00	290.00 - 320.00
Embilipitiya	800.00 - 850.00	-	390.00 - 430.00	280.00 - 310.00	180.00 - 200.00	280.00 - 300.00	-	600.00 - 800.00	800.00 - 880.00	280.00 - 310.00
Jaffna	780.00 - 820.00	-	320.00 - 350.00	250.00 - 280.00	220.00 - 240.00	-	-	650.00 - 670.00	860.00 - 870.00	290.00 - 300.00
Vavuniya	950.00 - 1000.00	-	400.00 - 450.00	340.00 - 350.00	230.00 - 240.00	-	350.00 - 360.00	650.00 - 680.00	-	300.00 - 305.00
Mannar	850.00 - 900.00	-	440.00 - 460.00	240.00 - 360.00	230.00 - 250.00	-	-	750.00 - 800.00	-	300.00 - 330.00
Killinochchi	750.00 - 780.00	-	400.00 - 430.00	240.00 - 260.00	230.00 - 250.00	-	-	650.00 - 670.00	-	295.00 - 310.00
Mullaittivu	750.00 - 780.00	-	-	-	220.00 - 240.00	-	-	650.00 - 680.00	-	285.00 - 295.00
Batticaloa	-	-	-	-	-	-	-	-	-	-
Trincomalee	780.00 - 800.00	-	350.00 - 360.00	260.00 - 280.00	220.00 - 240.00	-	-	700.00 - 720.00	895.00 - 900.00	298.00 - 305.00
Hanguranketha	750.00 - 840.00	-	-	285.00 - 300.00	180.00 - 190.00	240.00 - 250.00	460.00 - 460.00	600.00 - 850.00	680.00 - 900.00	280.00 - 300.00
Veyangoda	760.00 - 850.00	440.00 - 480.00	360.00 - 380.00	240.00 - 320.00	200.00 - 260.00	280.00 - 360.00	320.00 - 400.00	800.00 - 1000.00	800.00 - 1000.00	280.00 - 320.00
Galenbindunuwewa	-	-	-	-	-	-	-	-	-	-
Bandarawela	800.00 - 850.00	-	440.00 - 480.00	240.00 - 320.00	200.00 - 220.00	240.00 - 260.00	-	750.00 - 800.00	750.00 - 830.00	280.00 - 320.00
Matale	800.00 - 880.00	-	440.00 - 480.00	220.00 - 230.00	180.00 - 200.00	260.00 - 280.00	-	660.00 - 850.00	800.00 - 900.00	290.00 - 300.00

Table 06: Selected Markets: Wholesale Price of Vegetables(Rs/kg)

Week 44: 25 - 31 Oct 2024

Locations	Butter Beans	Green Beans	Carrot	Leeks	Beetroot	Knolkhol
Colombo	-	200.00 - 300.00	60.00 - 90.00	150.00 - 250.00	70.00 - 100.00	50.00 - 100.00
Meegoda (DEC)	-	370.00 - 420.00	80.00 - 100.00	150.00 - 190.00	100.00 - 120.00	140.00 - 170.00
Dambulla (DEC)	-	260.00 - 300.00	70.00 - 90.00	160.00 - 170.00	80.00 - 130.00	90.00 - 110.00
Keppetipola (DEC)	-	320.00 - 350.00	50.00 - 60.00	120.00 - 130.00	100.00 - 120.00	100.00 - 120.00
Norochchole (DEC)	-	-	-	-	70.00 - 100.00	40.00 - 50.00
Nuwara Eliya	-	340.00 - 360.00	60.00 - 70.00	150.00 - 160.00	120.00 - 140.00	110.00 - 130.00
Kandy	-	250.00 - 300.00	70.00 - 80.00	160.00 - 180.00	90.00 - 100.00	100.00 - 110.00
Hambantota	-	350.00 - 400.00	80.00 - 120.00	150.00 - 220.00	120.00 - 150.00	180.00 - 200.00
Thambuththegama (DEC)	-	350.00 - 400.00	90.00 - 100.00	150.00 - 200.00	100.00 - 150.00	100.00 - 130.00
Jaffna	-	360.00 - 370.00	140.00 - 150.00	220.00 - 230.00	90.00 - 110.00	-
Bandarawela	-	300.00 - 350.00	60.00 - 65.00	140.00 - 160.00	100.00 - 110.00	100.00 - 110.00
Veyangoda	-	340.00 - 380.00	80.00 - 120.00	150.00 - 180.00	100.00 - 120.00	140.00 - 180.00

Locations	Raddish	Cabbage	Tomato	Ladies Fingers	Brinjal	Capsicum
Colombo	50.00 - 80.00	50.00 - 100.00	180.00 - 260.00	80.00 - 100.00	180.00 - 280.00	400.00 - 550.00
Meegoda (DEC)	90.00 - 120.00	70.00 - 110.00	220.00 - 250.00	110.00 - 150.00	230.00 - 280.00	500.00 - 550.00
Moneragala	100.00 - 110.00	120.00 - 150.00	200.00 - 230.00	150.00 - 160.00	200.00 - 250.00	600.00 - 700.00
Dambulla (DEC)	30.00 - 40.00	90.00 - 130.00	150.00 - 180.00	70.00 - 80.00	180.00 - 220.00	400.00 - 500.00
Keppetipola (DEC)	50.00 - 60.00	50.00 - 60.00	180.00 - 200.00	90.00 - 100.00	180.00 - 200.00	500.00 - 550.00
Norochchole (DEC)	30.00 - 35.00	70.00 - 90.00	180.00 - 200.00	70.00 - 120.00	180.00 - 200.00	300.00 - 500.00
Nuwara Eliya	80.00 - 90.00	70.00 - 80.00	180.00 - 220.00	100.00 - 120.00	200.00 - 220.00	540.00 - 560.00
Kandy	60.00 - 80.00	60.00 - 100.00	140.00 - 160.00	80.00 - 100.00	130.00 - 170.00	500.00 - 530.00
Hambantota	100.00 - 150.00	120.00 - 150.00	150.00 - 250.00	100.00 - 180.00	200.00 - 240.00	550.00 - 600.00
Thambuththegama (DEC)	50.00 - 70.00	100.00 - 120.00	180.00 - 220.00	60.00 - 80.00	180.00 - 250.00	480.00 - 520.00
Tissamaharama	90.00 - 100.00	90.00 - 120.00	200.00 - 250.00	100.00 - 120.00	220.00 - 270.00	450.00 - 600.00
Jaffna	80.00 - 90.00	175.00 - 180.00	220.00 - 240.00	120.00 - 130.00	420.00 - 430.00	560.00 - 570.00
Bandarawela	50.00 - 65.00	55.00 - 65.00	170.00 - 180.00	-	170.00 - 200.00	550.00 - 600.00
Veyangoda	80.00 - 110.00	100.00 - 130.00	200.00 - 240.00	90.00 - 130.00	230.00 - 300.00	400.00 - 580.00

Locations	Pumpkin	Cucumber	Bitter Gourd	Snake Gourd	Drumstick	Luffa
Colombo	80.00 - 120.00	60.00 - 80.00	280.00 - 400.00	180.00 - 250.00	120.00 - 250.00	180.00 - 220.00
Meegoda (DEC)	100.00 - 130.00	60.00 - 100.00	330.00 - 360.00	280.00 - 320.00	-	160.00 - 220.00
Moneragala	90.00 - 100.00	120.00 - 140.00	460.00 - 500.00	200.00 - 250.00	160.00 - 180.00	250.00 - 280.00
Dambulla (DEC)	85.00 - 110.00	70.00 - 90.00	300.00 - 350.00	140.00 - 150.00	80.00 - 100.00	140.00 - 160.00
Keppetipola (DEC)	120.00 - 130.00	80.00 - 90.00	340.00 - 350.00	180.00 - 200.00	-	170.00 - 180.00
Norochchole (DEC)	80.00 - 80.00	40.00 - 60.00	300.00 - 400.00	120.00 - 150.00	80.00 - 120.00	120.00 - 150.00
Nuwara Eliya	120.00 - 130.00	90.00 - 100.00	360.00 - 370.00	200.00 - 210.00	-	180.00 - 200.00
Kandy	100.00 - 110.00	70.00 - 90.00	350.00 - 370.00	180.00 - 200.00	150.00 - 180.00	150.00 - 180.00
Hambantota	80.00 - 120.00	70.00 - 100.00	300.00 - 400.00	250.00 - 300.00	150.00 - 200.00	150.00 - 230.00
Thambuththegama (DEC)	60.00 - 80.00	50.00 - 70.00	300.00 - 350.00	150.00 - 180.00	180.00 - 250.00	100.00 - 130.00
Tissamaharama	90.00 - 100.00	60.00 - 80.00	300.00 - 340.00	120.00 - 160.00	240.00 - 280.00	200.00 - 220.00
Jaffna	75.00 - 80.00	100.00 - 120.00	390.00 - 410.00	90.00 - 100.00	70.00 - 80.00	-
Bandarawela	100.00 - 120.00	90.00 - 100.00	-	-	-	-
Veyangoda	100.00 - 130.00	60.00 - 90.00	350.00 - 400.00	180.00 - 220.00	60.00 - 180.00	160.00 - 240.00

Table 06 (Contd.)

	Long Beans	Ash Plantain	Green Chillies	Lime	Sweet Potatoe	Manioc
Colombo	100.00 - 200.00	70.00 - 120.00	250.00 - 400.00	450.00 - 550.00	80.00 - 100.00	70.00 - 100.00
Meegoda (DEC)	200.00 - 250.00	130.00 - 160.00	300.00 - 350.00	500.00 - 600.00	60.00 - 80.00	90.00 - 120.00
Moneragala	200.00 - 220.00	100.00 - 120.00	430.00 - 500.00	450.00 - 500.00	100.00 - 130.00	60.00 - 70.00
Dambulla (DEC)	140.00 - 160.00	110.00 - 130.00	250.00 - 300.00	450.00 - 500.00	45.00 - 60.00	50.00 - 60.00
Keppetipola (DEC)	180.00 - 200.00	120.00 - 130.00	350.00 - 400.00	550.00 - 560.00	80.00 - 90.00	80.00 - 90.00
Norochchole (DEC)	120.00 - 170.00	150.00 - 170.00	280.00 - 300.00	-	-	70.00 - 110.00
Nuwara Eliya	200.00 - 220.00	130.00 - 140.00	360.00 - 380.00	560.00 - 600.00	80.00 - 90.00	70.00 - 80.00
Kandy	180.00 - 200.00	120.00 - 150.00	300.00 - 350.00	520.00 - 550.00	70.00 - 80.00	90.00 - 100.00
Hambantota	150.00 - 200.00	80.00 - 120.00	360.00 - 450.00	400.00 - 450.00	100.00 - 130.00	120.00 - 130.00
Thambuththegama (DEC)	180.00 - 250.00	100.00 - 140.00	300.00 - 350.00	300.00 - 400.00	60.00 - 70.00	70.00 - 80.00
Tissamaharama	120.00 - 150.00	90.00 - 120.00	350.00 - 420.00	350.00 - 420.00	100.00 - 140.00	90.00 - 120.00
Jaffna	160.00 - 170.00	100.00 - 120.00	220.00 - 230.00	200.00 - 230.00	120.00 - 130.00	150.00 - 170.00
Bandarawela	-	-	380.00 - 400.00	-	80.00 - 90.00	-
Veyangoda	150.00 - 200.00	130.00 - 160.00	300.00 - 360.00	480.00 - 580.00	70.00 - 90.00	90.00 - 120.00

Locations	Leafy Vegetables (Rs/bundle)			Coconut (Rs/nut)	
	Mukunuwenna	Kankun	Gotukola	Large	Small
Colombo	35.00 - 40.00	35.00 - 40.00	300.00 - 320.00	130.00 - 140.00	110.00 - 120.00
Meegoda (DEC)	50.00 - 60.00	50.00 - 60.00	210.00 - 240.00	130.00 - 145.00	115.00 - 120.00
Norochchole (DEC)	-	-	-	-	-
Nuwara Eliya	-	-	-	-	-
Dambulla (DEC)	25.00 - 30.00	20.00 - 25.00	100.00 - 125.00	95.00 - 110.00	80.00 - 85.00
Kandy	40.00 - 45.00	40.00 - 50.00	200.00 - 240.00	120.00 - 130.00	100.00 - 110.00
Hambantota	30.00 - 40.00	35.00 - 40.00	150.00 - 180.00	-	-
Thambuththegama (DEC)	-	-	-	110.00 - 115.00	70.00 - 80.00
Tissamaharama	25.00 - 30.00	25.00 - 30.00	150.00 - 180.00	115.00 - 125.00	110.00 - 115.00
Jaffna	65.00 - 75.00	40.00 - 45.00	120.00 - 125.00	145.00 - 150.00	110.00 - 120.00
Bandarawela	-	-	-	-	-
Veyangoda	30.00 - 35.00	30.00 - 35.00	200.00 - 250.00	-	-

Colombo, Meegoda, Norochchole, Jaffna, Dambulla and Kandy - Gotukola Price Rs/Kg

Table 07: Selected Markets: Retail Price of Vegetables (Rs/kg)

Week 44: 25 - 31 Oct 2024

LOCATIONS	Up Country Varieties																
	Butter Beans		Green Beans		Carrot		Leeks		Beetroot		Knol Khol		Raddish		Cabbage		Tomato
Colombo	-	320.00 - 520.00	120.00 - 280.00	230.00 - 400.00	130.00 - 320.00	180.00 - 320.00	140.00 - 260.00	150.00 - 320.00	240.00 - 400.00								
Gampaha	-	360.00 - 440.00	140.00 - 200.00	320.00 - 440.00	240.00 - 320.00	240.00 - 320.00	200.00 - 280.00	360.00 - 400.00									
Kurunegala	-	360.00 - 400.00	200.00 - 220.00	300.00 - 320.00	220.00 - 240.00	240.00 - 300.00	160.00 - 180.00	220.00 - 240.00	300.00 - 340.00								
Nikaweratiya	-	400.00 - 520.00	200.00 - 280.00	320.00 - 400.00	160.00 - 320.00	160.00 - 240.00	140.00 - 160.00	240.00 - 320.00	320.00 - 400.00								
Dambulla	-	400.00 - 420.00	160.00 - 200.00	280.00 - 320.00	160.00 - 200.00	240.00 - 280.00	140.00 - 160.00	200.00 - 240.00	300.00 - 320.00								
Anuradhapura	-	480.00 - 600.00	200.00 - 280.00	280.00 - 360.00	240.00 - 320.00	200.00 - 240.00	160.00 - 200.00	240.00 - 320.00	360.00 - 400.00								
Thambuththegama	-	480.00 - 550.00	160.00 - 200.00	250.00 - 300.00	180.00 - 220.00	180.00 - 220.00	150.00 - 160.00	160.00 - 200.00	250.00 - 300.00								
Polonnaruwa	-	420.00 - 450.00	220.00 - 240.00	300.00 - 340.00	250.00 - 280.00	180.00 - 200.00	130.00 - 140.00	260.00 - 300.00	350.00 - 380.00								
Kaluthara	-	350.00 - 440.00	180.00 - 200.00	300.00 - 340.00	180.00 - 220.00	200.00 - 220.00	200.00 - 220.00	250.00 - 300.00	380.00 - 400.00								
Badulla	-	450.00 - 550.00	240.00 - 240.00	320.00 - 320.00	240.00 - 240.00	320.00 - 320.00	200.00 - 200.00	200.00 - 240.00	240.00 - 320.00								
Keppetipola	-	420.00 - 440.00	140.00 - 160.00	220.00 - 240.00	200.00 - 220.00	200.00 - 220.00	140.00 - 160.00	120.00 - 150.00	260.00 - 300.00								
Moneragala	-	400.00 - 480.00	160.00 - 220.00	280.00 - 320.00	240.00 - 320.00	-	140.00 - 160.00	160.00 - 240.00	280.00 - 320.00								
Kegalle	-	440.00 - 480.00	240.00 - 280.00	320.00 - 360.00	200.00 - 240.00	240.00 - 280.00	200.00 - 240.00	240.00 - 280.00	320.00 - 360.00								
Ampara	-	460.00 - 480.00	160.00 - 200.00	230.00 - 320.00	180.00 - 240.00	160.00 - 180.00	160.00 - 200.00	180.00 - 260.00	300.00 - 320.00								
Dehiattakandiya	-	400.00 - 600.00	160.00 - 200.00	300.00 - 300.00	200.00 - 200.00	180.00 - 200.00	120.00 - 200.00	200.00 - 200.00	240.00 - 300.00								
Nuwaraeliya	-	440.00 - 460.00	160.00 - 180.00	250.00 - 260.00	220.00 - 240.00	220.00 - 230.00	160.00 - 180.00	150.00 - 160.00	300.00 - 320.00								
Kandy	-	480.00 - 520.00	160.00 - 200.00	260.00 - 300.00	160.00 - 200.00	160.00 - 200.00	160.00 - 180.00	140.00 - 200.00	260.00 - 300.00								
Puttalam	-	480.00 - 600.00	160.00 - 220.00	300.00 - 320.00	200.00 - 300.00	200.00 - 300.00	200.00 - 240.00	200.00 - 400.00	320.00 - 400.00								
Hambantota	-	450.00 - 550.00	150.00 - 200.00	220.00 - 240.00	160.00 - 240.00	300.00 - 320.00	160.00 - 220.00	160.00 - 240.00	300.00 - 350.00								
Rathnapura	-	420.00 - 480.00	200.00 - 220.00	250.00 - 300.00	180.00 - 220.00	200.00 - 240.00	140.00 - 180.00	160.00 - 200.00	400.00 - 420.00								
Matara	-	480.00 - 520.00	120.00 - 200.00	280.00 - 320.00	140.00 - 200.00	160.00 - 200.00	120.00 - 200.00	200.00 - 240.00	280.00 - 320.00								
Galle	-	460.00 - 480.00	160.00 - 200.00	260.00 - 280.00	180.00 - 200.00	160.00 - 180.00	160.00 - 180.00	240.00 - 240.00	240.00 - 320.00								
Tissamaharama	-	440.00 - 500.00	180.00 - 240.00	240.00 - 300.00	200.00 - 260.00	240.00 - 260.00	160.00 - 180.00	200.00 - 240.00	340.00 - 380.00								
Meegoda (DEC)	-	440.00 - 480.00	160.00 - 200.00	300.00 - 360.00	200.00 - 240.00	240.00 - 320.00	180.00 - 240.00	180.00 - 300.00	360.00 - 400.00								
Embilipitiya	-	450.00 - 480.00	150.00 - 200.00	240.00 - 280.00	160.00 - 240.00	160.00 - 200.00	130.00 - 140.00	180.00 - 240.00	300.00 - 350.00								
Jaffna	-	400.00 - 450.00	180.00 - 200.00	250.00 - 280.00	140.00 - 180.00	-	120.00 - 140.00	200.00 - 250.00	280.00 - 320.00								
Vavuniya	-	450.00 - 500.00	200.00 - 240.00	300.00 - 350.00	200.00 - 240.00	-	200.00 - 220.00	300.00 - 330.00	380.00 - 400.00								
Mannar	-	600.00 - 640.00	300.00 - 320.00	360.00 - 400.00	300.00 - 320.00	-	180.00 - 220.00	300.00 - 320.00	380.00 - 400.00								
Killinochchi	-	580.00 - 620.00	240.00 - 260.00	380.00 - 420.00	200.00 - 230.00	-	160.00 - 180.00	300.00 - 330.00	360.00 - 400.00								
Mullaittivu	-	600.00 - 650.00	180.00 - 220.00	350.00 - 400.00	180.00 - 220.00	-	230.00 - 250.00	280.00 - 340.00	350.00 - 400.00								
Batticaloa	-	-	-	-	-	-	-	-	-								
Trincomalee	-	580.00 - 600.00	220.00 - 240.00	360.00 - 380.00	280.00 - 320.00	-	220.00 - 240.00	320.00 - 340.00	400.00 - 420.00								
Hanguranketha	-	280.00 - 320.00	100.00 - 140.00	200.00 - 240.00	100.00 - 140.00	-	-	90.00 - 120.00	180.00 - 220.00								
Veyangoda	-	440.00 - 560.00	160.00 - 240.00	220.00 - 320.00	160.00 - 240.00	220.00 - 320.00	120.00 - 200.00	200.00 - 280.00	320.00 - 400.00								
Galenbindunuwewa	-	-	-	-	-	-	-	-	-								
Bandarawela	-	380.00 - 420.00	160.00 - 200.00	220.00 - 240.00	160.00 - 200.00	140.00 - 160.00	100.00 - 120.00	160.00 - 200.00	220.00 - 260.00								
Matale	-	360.00 - 400.00	160.00 - 200.00	280.00 - 320.00	160.00 - 200.00	160.00 - 200.00	100.00 - 120.00	160.00 - 200.00	300.00 - 320.00								

Table 07 (Contd.)

LOCATIONS	Low Country Varieties											
	Ladies Fingers	Brinjal	Capsicum	Pumpkin	Cucumber	Bitter Gourd	Snake Gourd	Drumstick	Luffa	Long Beans		
Colombo	150.00 - 320.00	240.00 - 400.00	500.00 - 800.00	140.00 - 260.00	110.00 - 240.00	400.00 - 600.00	320.00 - 480.00	200.00 - 600.00	240.00 - 400.00	240.00 - 400.00		
Gampaha	240.00 - 320.00	360.00 - 400.00	800.00 - 1000.00	160.00 - 240.00	160.00 - 200.00	480.00 - 600.00	240.00 - 320.00	480.00 - 520.00	360.00 - 400.00	300.00 - 320.00		
Kurunegala	260.00 - 300.00	300.00 - 320.00	600.00 - 700.00	160.00 - 180.00	160.00 - 200.00	400.00 - 480.00	220.00 - 260.00	400.00 - 450.00	260.00 - 300.00	240.00 - 300.00		
Nikaweratiya	160.00 - 200.00	240.00 - 320.00	500.00 - 600.00	160.00 - 240.00	120.00 - 160.00	400.00 - 480.00	280.00 - 400.00	240.00 - 320.00	240.00 - 320.00	240.00 - 320.00		
Dambulla	160.00 - 180.00	300.00 - 320.00	660.00 - 720.00	160.00 - 200.00	140.00 - 160.00	440.00 - 460.00	280.00 - 300.00	220.00 - 260.00	260.00 - 280.00	260.00 - 280.00		
Anuradhapura	200.00 - 240.00	320.00 - 400.00	600.00 - 720.00	180.00 - 240.00	160.00 - 200.00	480.00 - 600.00	320.00 - 360.00	320.00 - 400.00	280.00 - 360.00	320.00 - 400.00		
Thambuthhegama	130.00 - 180.00	300.00 - 380.00	550.00 - 600.00	150.00 - 200.00	120.00 - 150.00	420.00 - 500.00	250.00 - 300.00	300.00 - 350.00	180.00 - 250.00	250.00 - 330.00		
Polonnaruwa	220.00 - 260.00	260.00 - 310.00	650.00 - 700.00	160.00 - 200.00	130.00 - 160.00	400.00 - 500.00	260.00 - 300.00	200.00 - 300.00	230.00 - 300.00	240.00 - 280.00		
Kaluthara	180.00 - 220.00	300.00 - 350.00	550.00 - 640.00	160.00 - 200.00	150.00 - 200.00	400.00 - 420.00	340.00 - 380.00	350.00 - 440.00	300.00 - 360.00	240.00 - 260.00		
Badulla	240.00 - 240.00	200.00 - 240.00	650.00 - 700.00	240.00 - 240.00	200.00 - 240.00	500.00 - 600.00	320.00 - 320.00	320.00 - 320.00	320.00 - 320.00	320.00 - 320.00		
Keppetipola	200.00 - 220.00	300.00 - 320.00	640.00 - 660.00	200.00 - 220.00	180.00 - 200.00	420.00 - 440.00	280.00 - 300.00	-	260.00 - 280.00	280.00 - 300.00		
Moneragala	200.00 - 260.00	240.00 - 320.00	660.00 - 800.00	160.00 - 200.00	160.00 - 200.00	520.00 - 600.00	280.00 - 320.00	240.00 - 320.00	320.00 - 400.00	240.00 - 320.00		
Kegalle	200.00 - 240.00	320.00 - 360.00	650.00 - 700.00	200.00 - 240.00	160.00 - 200.00	480.00 - 520.00	280.00 - 320.00	320.00 - 360.00	280.00 - 320.00	320.00 - 360.00		
Ampara	200.00 - 240.00	280.00 - 320.00	600.00 - 760.00	160.00 - 200.00	180.00 - 220.00	460.00 - 500.00	260.00 - 280.00	280.00 - 320.00	260.00 - 280.00	220.00 - 240.00		
Dehiattakandiya	200.00 - 200.00	300.00 - 300.00	600.00 - 600.00	160.00 - 200.00	100.00 - 100.00	400.00 - 480.00	260.00 - 300.00	240.00 - 300.00	240.00 - 320.00	240.00 - 300.00		
Nuwaraeliya	220.00 - 240.00	320.00 - 340.00	680.00 - 700.00	220.00 - 240.00	200.00 - 220.00	450.00 - 460.00	300.00 - 320.00	-	280.00 - 300.00	300.00 - 320.00		
Kandy	160.00 - 200.00	240.00 - 280.00	700.00 - 750.00	140.00 - 160.00	140.00 - 160.00	480.00 - 520.00	240.00 - 260.00	300.00 - 320.00	240.00 - 300.00	260.00 - 300.00		
Puttalam	200.00 - 260.00	300.00 - 400.00	500.00 - 800.00	200.00 - 260.00	200.00 - 200.00	400.00 - 520.00	300.00 - 320.00	400.00 - 600.00	300.00 - 400.00	250.00 - 320.00		
Rathnapura	140.00 - 200.00	260.00 - 320.00	600.00 - 750.00	160.00 - 220.00	120.00 - 180.00	400.00 - 450.00	280.00 - 320.00	-	220.00 - 280.00	260.00 - 300.00		
Hambantota	160.00 - 250.00	300.00 - 360.00	700.00 - 800.00	150.00 - 180.00	120.00 - 140.00	500.00 - 600.00	320.00 - 400.00	300.00 - 320.00	240.00 - 320.00	240.00 - 320.00		
Matara	160.00 - 200.00	360.00 - 400.00	600.00 - 720.00	140.00 - 180.00	120.00 - 160.00	480.00 - 600.00	320.00 - 400.00	300.00 - 320.00	300.00 - 320.00	280.00 - 320.00		
Galle	160.00 - 200.00	240.00 - 280.00	560.00 - 600.00	140.00 - 160.00	120.00 - 180.00	400.00 - 480.00	280.00 - 320.00	-	300.00 - 320.00	260.00 - 280.00		
Tissamaharama	200.00 - 240.00	320.00 - 340.00	600.00 - 800.00	160.00 - 180.00	120.00 - 140.00	480.00 - 520.00	260.00 - 280.00	320.00 - 340.00	300.00 - 320.00	180.00 - 240.00		
Meegoda (DEC)	200.00 - 280.00	360.00 - 400.00	600.00 - 800.00	160.00 - 240.00	160.00 - 200.00	480.00 - 600.00	400.00 - 480.00	-	280.00 - 320.00	280.00 - 400.00		
Embilipitiya	160.00 - 200.00	300.00 - 400.00	600.00 - 720.00	140.00 - 200.00	120.00 - 160.00	520.00 - 600.00	280.00 - 320.00	240.00 - 300.00	250.00 - 320.00	240.00 - 300.00		
Jaffna	160.00 - 200.00	450.00 - 500.00	600.00 - 640.00	120.00 - 140.00	140.00 - 170.00	450.00 - 500.00	140.00 - 160.00	100.00 - 140.00	-	200.00 - 240.00		
Vavuniya	200.00 - 240.00	450.00 - 500.00	600.00 - 630.00	150.00 - 200.00	200.00 - 240.00	700.00 - 750.00	350.00 - 400.00	200.00 - 240.00	280.00 - 320.00	450.00 - 500.00		
Mannar	300.00 - 320.00	380.00 - 420.00	700.00 - 750.00	180.00 - 200.00	200.00 - 220.00	700.00 - 750.00	240.00 - 260.00	400.00 - 450.00	-	300.00 - 350.00		
Killinochchi	280.00 - 320.00	380.00 - 420.00	760.00 - 800.00	150.00 - 170.00	220.00 - 240.00	760.00 - 800.00	240.00 - 250.00	200.00 - 240.00	-	330.00 - 350.00		
Mullaittivu	200.00 - 240.00	380.00 - 450.00	600.00 - 650.00	150.00 - 160.00	140.00 - 150.00	600.00 - 650.00	300.00 - 360.00	300.00 - 350.00	-	380.00 - 420.00		
Batticaloa	-	-	-	-	-	-	-	-	-	-		
Trincomalee	320.00 - 340.00	360.00 - 380.00	740.00 - 760.00	180.00 - 200.00	220.00 - 240.00	620.00 - 650.00	240.00 - 260.00	400.00 - 450.00	270.00 - 280.00	380.00 - 400.00		
Hanguranketha	120.00 140.00	180.00 240.00	500.00 600.00	120.00 140.00	110.00 130.00	400.00 440.00	200.00 240.00	200.00 240.00	180.00 220.00	180.00 200.00		
Veyangoda	200.00 - 280.00	360.00 - 440.00	640.00 - 800.00	160.00 - 240.00	120.00 - 200.00	440.00 - 560.00	280.00 - 360.00	240.00 - 360.00	280.00 - 400.00	240.00 - 360.00		
Galenbindunuwewa	-	-	-	-	-	-	-	-	-	-		
Bandarawela	160.00 - 180.00	240.00 - 280.00	700.00 - 800.00	180.00 - 200.00	120.00 - 140.00	440.00 - 460.00	280.00 - 300.00	380.00 - 400.00	200.00 - 220.00	200.00 - 220.00		
Matale	160.00 - 200.00	280.00 - 300.00	600.00 - 800.00	160.00 - 200.00	120.00 - 140.00	400.00 - 440.00	280.00 - 320.00	380.00 - 400.00	280.00 - 320.00	200.00 - 240.00		

Table 07 (Contd.)

LOCATIONS	Low Country Varieties					Leafy Vegetable			Coconut (Rs/nut)	
	Ash Plantain	Green Chillies	Lime	Sweet Potato	Manioc	Mukunuwenna	Kankun	Gotukola	Large	Small
Colombo	150.00 - 320.00	320.00 - 600.00	550.00 - 900.00	130.00 - 260.00	140.00 - 240.00	50.00 - 80.00	50.00 - 80.00	120.00 - 160.00	145.00 - 170.00	120.00 - 140.00
Gampaha	300.00 - 320.00	600.00 - 600.00	800.00 - 900.00	100.00 - 150.00	150.00 - 180.00	60.00 - 70.00	60.00 - 70.00	90.00 - 90.00	150.00 - 150.00	130.00 - 140.00
Kurunegala	280.00 - 340.00	550.00 - 600.00	600.00 - 650.00	150.00 - 180.00	160.00 - 200.00	80.00 - 80.00	80.00 - 80.00	80.00 - 80.00	130.00 - 140.00	105.00 - 120.00
Nikaweratiya	240.00 - 240.00	400.00 - 500.00	-	120.00 - 200.00	150.00 - 160.00	50.00 - 50.00	50.00 - 50.00	100.00 - 120.00	120.00 - 140.00	110.00 - 110.00
Dambulla	260.00 - 280.00	500.00 - 550.00	500.00 - 600.00	160.00 - 180.00	160.00 - 180.00	50.00 - 60.00	50.00 - 60.00	50.00 - 60.00	130.00 - 140.00	100.00 - 110.00
Anuradhapura	240.00 - 320.00	600.00 - 700.00	700.00 - 800.00	160.00 - 240.00	160.00 - 200.00	50.00 - 60.00	50.00 - 60.00	50.00 - 60.00	130.00 - 170.00	110.00 - 120.00
Thambuththegama	200.00 - 250.00	350.00 - 450.00	500.00 - 600.00	120.00 - 150.00	130.00 - 150.00	-	-	-	115.00 - 120.00	90.00 - 95.00
Polonnaruwa	260.00 - 310.00	580.00 - 620.00	580.00 - 650.00	180.00 - 220.00	80.00 - 120.00	50.00 - 60.00	50.00 - 50.00	50.00 - 50.00	120.00 - 130.00	100.00 - 110.00
Kaluthara	200.00 - 260.00	400.00 - 500.00	600.00 - 680.00	170.00 - 200.00	160.00 - 200.00	80.00 - 100.00	80.00 - 100.00	100.00 - 120.00	150.00 - 170.00	130.00 - 140.00
Badulla	240.00 - 240.00	600.00 - 700.00	600.00 - 600.00	-	160.00 - 160.00	70.00 - 80.00	70.00 - 80.00	100.00 - 100.00	140.00 - 160.00	120.00 - 130.00
Keppetipola	200.00 - 230.00	460.00 - 500.00	660.00 - 700.00	170.00 - 180.00	170.00 - 180.00	40.00 - 50.00	40.00 - 50.00	35.00 - 40.00	145.00 - 155.00	125.00 - 130.00
Moneragala	160.00 - 180.00	600.00 - 700.00	600.00 - 700.00	140.00 - 180.00	70.00 - 90.00	50.00 - 60.00	50.00 - 60.00	60.00 - 70.00	130.00 - 150.00	100.00 - 110.00
Kegalle	280.00 - 320.00	500.00 - 550.00	700.00 - 750.00	200.00 - 240.00	180.00 - 200.00	70.00 - 80.00	70.00 - 80.00	50.00 - 60.00	130.00 - 150.00	110.00 - 120.00
Ampara	200.00 - 220.00	540.00 - 600.00	-	200.00 - 200.00	120.00 - 140.00	60.00 - 60.00	60.00 - 60.00	100.00 - 120.00	110.00 - 120.00	90.00 - 100.00
Dehiattakandiya	200.00 - 240.00	400.00 - 700.00	400.00 - 500.00	100.00 - 120.00	120.00 - 150.00	50.00 - 70.00	50.00 - 70.00	50.00 - 70.00	110.00 - 120.00	90.00 - 100.00
Nuwaraeliya	240.00 - 260.00	500.00 - 550.00	700.00 - 750.00	200.00 - 220.00	180.00 - 190.00	50.00 - 60.00	50.00 - 60.00	40.00 - 45.00	150.00 - 160.00	130.00 - 140.00
Kandy	160.00 - 200.00	500.00 - 600.00	750.00 - 800.00	120.00 - 140.00	160.00 - 200.00	50.00 - 60.00	50.00 - 70.00	40.00 - 50.00	135.00 - 150.00	115.00 - 120.00
Puttalam	160.00 - 280.00	480.00 - 600.00	600.00 - 700.00	200.00 - 250.00	150.00 - 200.00	40.00 - 60.00	40.00 - 60.00	35.00 - 40.00	150.00 - 160.00	140.00 - 145.00
Rathnapura	180.00 - 240.00	600.00 - 800.00	600.00 - 800.00	150.00 - 200.00	120.00 - 160.00	80.00 - 80.00	80.00 - 80.00	100.00 - 100.00	130.00 - 160.00	80.00 - 110.00
Hambanthota	150.00 - 200.00	400.00 - 480.00	500.00 - 600.00	150.00 - 240.00	180.00 - 200.00	45.00 - 60.00	50.00 - 60.00	80.00 - 100.00	130.00 - 140.00	110.00 - 120.00
Matara	140.00 - 200.00	400.00 - 500.00	700.00 - 800.00	140.00 - 160.00	120.00 - 160.00	50.00 - 60.00	50.00 - 60.00	100.00 - 110.00	160.00 - 170.00	140.00 - 150.00
Galle	180.00 - 200.00	600.00 - 600.00	600.00 - 700.00	140.00 - 200.00	140.00 - 180.00	50.00 - 50.00	50.00 - 50.00	80.00 - 100.00	150.00 - 160.00	100.00 - 120.00
Tissamaharama	160.00 - 180.00	540.00 - 600.00	600.00 - 680.00	220.00 - 240.00	180.00 - 200.00	40.00 - 50.00	40.00 - 50.00	80.00 - 80.00	130.00 - 140.00	110.00 - 125.00
Meegoda (DEC)	240.00 - 320.00	480.00 - 600.00	700.00 - 800.00	160.00 - 200.00	150.00 - 160.00	80.00 - 80.00	80.00 - 80.00	100.00 - 120.00	140.00 - 160.00	125.00 - 130.00
Embilipitiya	140.00 - 200.00	600.00 - 700.00	650.00 - 750.00	120.00 - 140.00	120.00 - 150.00	60.00 - 80.00	60.00 - 70.00	90.00 - 120.00	120.00 - 150.00	90.00 - 110.00
Jaffna	140.00 - 180.00	250.00 - 300.00	250.00 - 300.00	150.00 - 200.00	230.00 - 250.00	80.00 - 90.00	50.00 - 60.00	50.00 - 60.00	160.00 - 170.00	135.00 - 140.00
Vavuniya	250.00 - 300.00	450.00 - 550.00	580.00 - 600.00	-	-	60.00 - 70.00	65.00 - 70.00	60.00 - 70.00	170.00 - 180.00	90.00 - 100.00
Mannar	280.00 - 320.00	450.00 - 550.00	580.00 - 620.00	150.00 - 160.00	200.00 - 220.00	50.00 - 60.00	50.00 - 60.00	50.00 - 60.00	140.00 - 150.00	90.00 - 100.00
Killinochchi	260.00 - 280.00	440.00 - 460.00	600.00 - 640.00	230.00 - 250.00	220.00 - 240.00	60.00 - 65.00	45.00 - 50.00	50.00 - 60.00	140.00 - 150.00	80.00 - 90.00
Mullaittivu	200.00 - 250.00	400.00 - 450.00	550.00 - 600.00	240.00 - 250.00	200.00 - 240.00	50.00 - 60.00	50.00 - 60.00	40.00 - 50.00	118.00 - 125.00	75.00 - 85.00
Batticaloa	-	-	-	-	-	-	-	-	-	-
Trincomalee	320.00 340.00	460.00 500.00	580.00 620.00	245.00 250.00	235.00 240.00	65.00 70.00	55.00 60.00	50.00 55.00	135.00 150.00	95.00 100.00
Hanguranketha	170.00 - 200.00	480.00 - 500.00	500.00 - 650.00	100.00 - 160.00	140.00 - 160.00	40.00 - 50.00	35.00 - 40.00	40.00 - 50.00	140.00 - 150.00	110.00 - 130.00
Veyangoda	240.00 - 320.00	440.00 - 640.00	600.00 - 800.00	140.00 - 200.00	180.00 - 240.00	60.00 - 70.00	60.00 - 70.00	80.00 - 100.00	130.00 - 160.00	110.00 - 120.00
Galenbindunuwewa	-	-	-	-	-	-	-	-	-	-
Bandarawela	180.00 - 200.00	600.00 - 700.00	800.00 - 900.00	160.00 - 180.00	160.00 - 180.00	70.00 - 80.00	70.00 - 80.00	80.00 - 100.00	135.00 - 150.00	120.00 - 130.00
Matale	200.00 - 280.00	500.00 - 600.00	600.00 - 700.00	100.00 - 120.00	120.00 - 140.00	50.00 - 60.00	50.00 - 60.00	50.00 - 60.00	140.00 - 150.00	100.00 - 120.00

Table 08: Selected Markets: Retail Price of Fruits (Rs/each & Rs/kg)

Week 44: 25 - 31 Oct 2024

19

LOCATIONS	Banana					Pineapple			Mango	
	Ambul (Rs/kg)	Kolikuttu (Rs/kg)	Seeni (Rs/kg)	Anamalu	Ambun	Large	Medium	Small	Betti	Karthakolomban
Colombo	140.00 - 250.00	300.00 - 400.00	150.00 - 250.00	36.00 - 50.00	50.00 - 70.00	450.00 - 650.00	350.00 - 520.00	280.00 - 400.00	-	150.00 - 300.00
Gampaha	140.00 - 180.00	280.00 - 300.00	150.00 - 200.00	30.00 - 35.00	40.00 - 50.00	450.00 - 500.00	350.00 - 400.00	300.00 - 320.00	-	150.00 - 180.00
Kurunegala	220.00 - 260.00	400.00 - 450.00	180.00 - 200.00	42.00 - 50.00	70.00 - 80.00	550.00 - 600.00	-	-	-	165.00 - 190.00
Nikaweratiya	150.00 - 180.00	350.00 - 380.00	150.00 - 180.00	-	58.00 - 63.00	-	360.00 - 400.00	-	-	125.00 - 125.00
Dambulla	160.00 - 180.00	450.00 - 500.00	160.00 - 180.00	-	43.00 - 46.00	550.00 - 650.00	450.00 - 480.00	200.00 - 250.00	-	70.00 - 100.00
Anuradhapura	200.00 - 240.00	400.00 - 500.00	180.00 - 200.00	35.00 - 38.00	47.00 - 50.00	800.00 - 900.00	600.00 - 700.00	450.00 - 550.00	-	140.00 - 180.00
Thambuththegama	150.00 - 200.00	330.00 - 350.00	150.00 - 180.00	28.00 - 32.00	50.00 - 58.00	550.00 - 600.00	-	350.00 - 400.00	-	-
Polonnaruwa	250.00 - 270.00	500.00 - 550.00	160.00 - 180.00	-	48.00 - 55.00	850.00 - 920.00	500.00 - 550.00	350.00 - 380.00	-	-
Kaluthara	180.00 - 220.00	420.00 - 460.00	200.00 - 240.00	50.00 - 52.00	52.00 - 56.00	540.00 - 600.00	380.00 - 450.00	300.00 - 350.00	-	130.00 - 160.00
Badulla	140.00 - 180.00	300.00 - 320.00	160.00 - 160.00	22.00 - 25.00	32.00 - 34.00	-	500.00 - 550.00	-	-	100.00 - 130.00
Keppetipola	170.00 - 180.00	330.00 - 350.00	150.00 - 160.00	30.00 - 32.00	55.00 - 58.00	-	440.00 - 460.00	330.00 - 350.00	-	120.00 - 140.00
Moneragala	130.00 - 150.00	280.00 - 350.00	100.00 - 120.00	23.00 - 25.00	25.00 - 30.00	750.00 - 825.00	-	-	-	80.00 - 130.00
Kegalle	180.00 - 200.00	400.00 - 450.00	180.00 - 200.00	20.00 - 25.00	22.00 - 25.00	700.00 - 800.00	400.00 - 500.00	250.00 - 350.00	-	130.00 - 200.00
Ampara	160.00 - 200.00	320.00 - 350.00	120.00 - 130.00	30.00 - 32.00	40.00 - 45.00	500.00 - 550.00	-	-	-	90.00 - 110.00
Dehiattakandiya	220.00 - 230.00	400.00 - 450.00	150.00 - 200.00	-	50.00 - 60.00	800.00 - 900.00	700.00 - 750.00	500.00 - 630.00	-	-
Nuwaraeliya	180.00 - 200.00	360.00 - 380.00	170.00 - 180.00	34.00 - 38.00	58.00 - 62.00	-	460.00 - 480.00	350.00 - 360.00	-	140.00 - 150.00
Kandy	180.00 - 200.00	400.00 - 450.00	160.00 - 180.00	22.00 - 25.00	35.00 - 40.00	600.00 - 700.00	350.00 - 450.00	250.00 - 300.00	-	120.00 - 150.00
Puttalam	120.00 - 150.00	400.00 - 450.00	120.00 - 200.00	30.00 - 37.00	38.00 - 40.00	700.00 - 800.00	500.00 - 500.00	-	-	100.00 - 150.00
Rathnapura	150.00 - 200.00	400.00 - 500.00	150.00 - 200.00	25.00 - 28.00	40.00 - 50.00	770.00 - 900.00	550.00 - 650.00	440.00 - 520.00	-	200.00 - 230.00
Hambantota	100.00 - 120.00	230.00 - 250.00	160.00 - 220.00	-	-	500.00 - 550.00	380.00 - 420.00	250.00 - 330.00	-	180.00 - 200.00
Matara	130.00 - 150.00	300.00 - 350.00	140.00 - 150.00	20.00 - 22.00	34.00 - 35.00	700.00 - 750.00	550.00 - 620.00	300.00 - 350.00	-	125.00 - 145.00
Galle	140.00 - 160.00	320.00 - 380.00	140.00 - 160.00	30.00 - 32.00	32.00 - 36.00	580.00 - 620.00	480.00 - 520.00	-	-	-
Tissamaharama	120.00 - 140.00	290.00 - 320.00	120.00 - 140.00	35.00 - 37.00	35.00 - 37.00	625.00 - 650.00	480.00 - 500.00	380.00 - 400.00	-	100.00 - 120.00
Meegoda (DEC)	130.00 - 180.00	280.00 - 300.00	130.00 - 180.00	38.00 - 50.00	47.00 - 56.00	595.00 - 715.00	455.00 - 545.00	350.00 - 420.00	-	120.00 - 150.00
Embilipitiya	100.00 - 130.00	220.00 - 280.00	120.00 - 150.00	25.00 - 30.00	28.00 - 35.00	600.00 - 650.00	500.00 - 550.00	300.00 - 450.00	-	140.00 - 150.00
Jaffna	150.00 - 170.00	300.00 - 350.00	150.00 - 180.00	-	-	830.00 - 870.00	650.00 - 700.00	550.00 - 600.00	-	140.00 - 160.00
Vavuniya	140.00 - 170.00	380.00 - 400.00	180.00 - 200.00	40.00 - 41.00	-	780.00 - 850.00	650.00 - 700.00	500.00 - 600.00	-	-
Mannar	200.00 - 220.00	380.00 - 420.00	150.00 - 180.00	30.00 - 34.00	-	520.00 - 550.00	420.00 - 450.00	340.00 - 360.00	-	-
Killinochchi	200.00 - 220.00	400.00 - 440.00	140.00 - 160.00	40.00 - 44.00	-	600.00 - 650.00	500.00 - 550.00	400.00 - 450.00	-	-
Mullaittivu	240.00 - 260.00	400.00 - 460.00	240.00 - 260.00	40.00 - 45.00	45.00 - 55.00	-	400.00 - 450.00	-	-	-
Batticaloa	-	-	-	-	-	-	-	-	-	-
Trincomalee	195.00 - 210.00	390.00 - 400.00	160.00 - 170.00	-	-	800.00 - 830.00	680.00 - 700.00	540.00 - 560.00	-	-
Veyangoda	180.00 - 240.00	320.00 - 400.00	150.00 - 240.00	30.00 - 36.00	40.00 - 48.00	850.00 - 900.00	650.00 - 720.00	500.00 - 550.00	-	140.00 - 160.00
Galenbindunuwewa	-	-	-	-	-	-	-	-	-	-
Bandarawela	150.00 - 200.00	400.00 - 440.00	150.00 - 180.00	22.00 - 25.00	40.00 - 43.00	-	500.00 - 600.00	480.00 - 500.00	-	120.00 - 130.00
Matale	180.00 - 200.00	380.00 - 400.00	180.00 - 200.00	32.00 - 35.00	45.00 - 50.00	680.00 - 750.00	550.00 - 600.00	350.00 - 450.00	-	130.00 - 150.00

Table 08 (Contd.)

LOCATIONS	Mango		Other Fruits							
	Vilad	Kohu	Papaw (Rs/kg)	Passion	Wood Apple	Orange	Avocado	Slime Apple	Grapes (Rs/kg)	King Coconut
Colombo	80.00 - 150.00	-	100.00 - 250.00	50.00 - 80.00	20.00 - 65.00	110.00 - 160.00	220.00 - 400.00	100.00 - 160.00	1400.00 - 2300.00	120.00 - 180.00
Gampaha	-	-	140.00 - 220.00	-	30.00 - 45.00	180.00 - 180.00	-	-	2000.00 - 2000.00	140.00 - 150.00
Kurunegala	90.00 - 100.00	-	180.00 - 200.00	-	40.00 - 44.00	-	90.00 - 90.00	-	1800.00 - 2000.00	120.00 - 130.00
Nikaweratiya	70.00 - 70.00	-	100.00 - 120.00	-	20.00 - 20.00	-	125.00 - 125.00	-	2500.00 - 2500.00	150.00 - 180.00
Dambulla	30.00 - 40.00	20.00 - 25.00	100.00 - 140.00	35.00 - 40.00	25.00 - 30.00	70.00 - 80.00	100.00 - 120.00	60.00 - 80.00	2000.00 - 2200.00	150.00 - 180.00
Anuradhapura	80.00 - 100.00	-	80.00 - 150.00	-	30.00 - 40.00	120.00 - 150.00	160.00 - 200.00	120.00 - 150.00	2000.00 - 2600.00	150.00 - 200.00
Thambuththegama	-	-	80.00 - 100.00	40.00 - 45.00	30.00 - 38.00	-	160.00 - 170.00	-	1800.00 - 2100.00	130.00 - 150.00
Polonnaruwa	-	-	200.00 - 260.00	35.00 - 35.00	40.00 - 55.00	-	-	50.00 - 60.00	2800.00 - 3000.00	150.00 - 200.00
Kaluthara	80.00 - 100.00	-	120.00 - 200.00	90.00 - 90.00	25.00 - 33.00	180.00 - 200.00	-	80.00 - 120.00	1700.00 - 2000.00	130.00 - 150.00
Badulla	50.00 - 50.00	15.00 - 20.00	100.00 - 120.00	60.00 - 60.00	30.00 - 50.00	-	80.00 - 80.00	-	1950.00 - 2000.00	200.00 - 200.00
Keppetipola	55.00 - 60.00	24.00 - 26.00	150.00 - 160.00	45.00 - 50.00	26.00 - 30.00	130.00 - 140.00	160.00 - 180.00	-	1800.00 - 1900.00	170.00 - 180.00
Moneragala	40.00 - 60.00	-	80.00 - 100.00	25.00 - 35.00	20.00 - 25.00	80.00 - 100.00	130.00 - 150.00	-	2300.00 - 2500.00	130.00 - 150.00
Kegalle	-	-	100.00 - 120.00	-	30.00 - 50.00	80.00 - 250.00	120.00 - 150.00	100.00 - 120.00	2100.00 - 2300.00	140.00 - 160.00
Ampara	35.00 - 35.00	-	130.00 - 150.00	-	-	-	-	-	2200.00 - 2300.00	140.00 - 150.00
Dehiattakandiya	-	-	180.00 - 200.00	-	40.00 - 50.00	80.00 - 80.00	150.00 - 180.00	-	2700.00 - 2800.00	120.00 - 150.00
Nuwaraeliya	60.00 - 65.00	26.00 - 30.00	160.00 - 180.00	48.00 - 56.00	30.00 - 34.00	140.00 - 150.00	180.00 - 200.00	-	1800.00 - 2000.00	180.00 - 200.00
Kandy	60.00 - 70.00	30.00 - 35.00	100.00 - 120.00	70.00 - 80.00	30.00 - 40.00	100.00 - 120.00	120.00 - 150.00	90.00 - 100.00	1800.00 - 2000.00	150.00 - 160.00
Puttalam	50.00 - 60.00	-	200.00 - 250.00	50.00 - 60.00	10.00 - 15.00	70.00 - 70.00	100.00 - 120.00	-	2500.00 - 3000.00	150.00 - 150.00
Hambantota	-	-	100.00 - 120.00	25.00 - 25.00	20.00 - 24.00	-	230.00 - 230.00	-	2000.00 - 2200.00	140.00 - 150.00
Rathnapura	40.00 - 60.00	15.00 - 18.00	150.00 - 200.00	-	20.00 - 25.00	-	80.00 - 100.00	40.00 - 60.00	2000.00 - 2200.00	120.00 - 150.00
Matara	-	-	100.00 - 130.00	33.00 - 38.00	36.00 - 40.00	140.00 - 180.00	140.00 - 160.00	60.00 - 70.00	1800.00 - 2000.00	140.00 - 160.00
Galle	-	-	100.00 - 200.00	60.00 - 75.00	20.00 - 30.00	200.00 - 200.00	100.00 - 120.00	90.00 - 100.00	2000.00 - 2500.00	140.00 - 150.00
Tissamaharama	46.00 - 50.00	-	90.00 - 100.00	50.00 - 58.00	15.00 - 20.00	130.00 - 150.00	175.00 - 190.00	40.00 - 45.00	2100.00 - 2200.00	150.00 - 160.00
Meegoda (DEC)	58.00 - 80.00	-	80.00 - 100.00	45.00 - 50.00	25.00 - 40.00	-	-	130.00 - 150.00	1700.00 - 2000.00	120.00 - 140.00
Embilipitiya	80.00 - 100.00	-	80.00 - 100.00	20.00 - 25.00	25.00 - 40.00	120.00 - 140.00	-	50.00 - 60.00	1750.00 - 2200.00	160.00 - 180.00
Jaffna	50.00 - 70.00	-	100.00 - 120.00	-	25.00 - 30.00	40.00 - 55.00	100.00 - 110.00	-	2000.00 - 2100.00	150.00 - 200.00
Vavuniya	-	-	150.00 - 170.00	-	25.00 - 30.00	-	155.00 - 170.00	-	2000.00 - 2200.00	180.00 - 190.00
Mannar	-	-	100.00 - 140.00	45.00 - 50.00	10.00 - 15.00	80.00 - 90.00	150.00 - 180.00	120.00 - 150.00	2400.00 - 2600.00	200.00 - 220.00
Killinochchi	40.00 - 50.00	-	90.00 - 110.00	50.00 - 60.00	25.00 - 30.00	-	-	-	2000.00 - 2100.00	200.00 - 210.00
Mullaittivu	45.00 - 50.00	-	100.00 - 140.00	-	30.00 - 35.00	-	-	-	2200.00 - 2350.00	150.00 - 160.00
Batticaloa	-	-	-	-	-	-	-	-	-	-
Trincomalee	70.00 - 80.00	46.00 - 48.00	130.00 - 140.00	-	44.00 - 46.00	82.00 - 84.00	124.00 - 125.00	-	2420.00 - 2450.00	190.00 - 200.00
Veyangoda	53.00 - 60.00	-	120.00 - 150.00	50.00 - 55.00	22.00 - 30.00	85.00 - 90.00	220.00 - 230.00	95.00 - 100.00	1500.00 - 1800.00	130.00 - 150.00
Galenbindunuwewa	-	-	-	-	-	-	-	-	-	-
Bandarawela	75.00 - 90.00	-	90.00 - 120.00	50.00 - 60.00	40.00 - 50.00	80.00 - 100.00	-	60.00 - 80.00	2200.00 - 2300.00	160.00 - 180.00
Matale	60.00 - 80.00	-	130.00 - 150.00	40.00 - 50.00	30.00 - 35.00	80.00 - 90.00	150.00 - 160.00	60.00 - 70.00	2300.00 - 2600.00	120.00 - 150.00

Table 09: Selected Markets: Wholesale Price of Fresh Fish & Eggs (Rs/kg & Rs/egg)

Week 44: 25 - 31 Oct 2024

Locations	Sea Fish					
	Salaya	Hurulla	Balaya	Kelawalla	Thora	Paraw
Colombo	250.00 – 450.00	750.00 – 850.00	650.00 – 950.00	1300.00 – 1450.00	1800.00 – 2600.00	1200.00 – 1400.00
Kandy	380.00 – 400.00	800.00 – 850.00	850.00 – 1000.00	1300.00 – 1400.00	2100.00 – 2200.00	1200.00 – 1300.00
Kaluthara	240.00 – 280.00	500.00 – 580.00	600.00 – 700.00	1000.00 – 1300.00	1750.00 – 1900.00	1100.00 – 1300.00
Puttalam	-	-	-	-	-	-
Matara	250.00 – 280.00	-	750.00 – 800.00	1300.00 – 1400.00	-	1300.00 – 1400.00
Hambantota	-	-	400.00 – 450.00	1100.00 – 1200.00	-	-
Galle	-	-	650.00 – 700.00	1000.00 – 1100.00	-	1000.00 – 1100.00
Batticaloa	-	-	-	-	-	-
Trincomalee	260.00 – 300.00	850.00 – 900.00	950.00 – 1000.00	1480.00 – 1520.00	1700.00 – 1760.00	1180.00 – 1250.00
Mannar	320.00 – 350.00	-	650.00 – 700.00	-	-	1000.00 – 1050.00

Locations	Sea Fish				Eggs	
	Mora	Shrimps	Thalapath	Teppeli	Brown	White
Colombo	980.00 – 1100.00	1700.00 – 1900.00	1800.00 – 2350.00	-	39.00 – 43.00	36.00 – 40.00
Kandy	1000.00 – 1100.00	1700.00 – 1800.00	1900.00 – 2000.00	-	39.00 – 40.00	37.00 – 38.00
Kaluthara	800.00 – 850.00	1550.00 – 1700.00	1700.00 – 1900.00	-	-	-
Puttalam	-	-	-	-	-	-
Matara	-	1900.00 – 2000.00	1550.00 – 1600.00	-	38.00 – 39.00	35.00 – 36.50
Hambantota	-	1500.00 – 1650.00	-	-	-	38.00 – 40.00
Galle	-	-	1800.00 – 1900.00	-	37.00 – 40.00	36.00 – 40.00
Batticaloa	-	-	-	-	-	-
Trincomalee	1400.00 – 1440.00	1040.00 – 1060.00	-	-	41.00 – 42.00	38.00 – 39.00
Mannar	1900.00 – 2000.00	1300.00 – 1400.00	-	-	38.00 – 39.00	36.00 – 37.00

Table 10: Selected Markets: Wholesale Price of Dried Fish (Rs/50kg)

Week 44: 25 - 31 Oct 2024

Locations	Local Dried Fish					
	Sprats	Kattawa	Thora	Mora	Balaya	Anguluwa
Colombo	50000 – 67500	-	-	87500 – 95000	55000 – 60000	-
Kandy	65000 – 67500	-	-	87500 – 90000	55000 – 60000	50000 – 55000
Batticaloa	-	-	-	-	-	-
Trincomalee	51000 – 51300	-	-	-	47600 – 48000	44000 – 44500
Mannar	57500 – 59000	80000 – 105000	-	80000 – 82500	47500 – 52500	35000 – 37500

Locations	Local Dried Fish			Imported Dried Fish		
	Maduwa	Koduwa	Salaya	Sprats	Kattawa	Thora
Colombo	60000 – 67500	-	15000 – 25000	40000 – 47500	55000 – 60000	-
Kandy	65000 – 67500	-	23500 – 25000	50000 – 52500	62500 – 65000	-
Batticaloa	-	-	-	-	-	-
Trincomalee	45000 – 45600	-	24500 – 25250	41800 – 42400	97300 – 97500	-
Mannar	57500 – 60000	-	32500 – 35000	52500 – 55000	-	-

Locations	Imported Dried Fish					
	Mora	Balaya	Anguluwa	Maduwa	Koduwa	Salaya
Colombo	-	-	70000 – 75000	-	-	-
Kandy	-	-	-	-	-	-
Batticaloa	-	-	-	-	-	-
Trincomalee	-	-	-	-	-	-
Mannar	-	-	-	-	-	-

Table 11: Selected Markets: Retail Price of Fresh Fish & Eggs (Rs/kg & Rs/eggs)

Week 44: 25 - 31 Oct 2024

LOCATIONS	Sea Fish									Eggs									
	Salaya		Hurulla		Balaya		Kelawalla		Thora		Paraw		Mora		Thalapath		Brown		White
Colombo	360.00 - 700.00	800.00 - 1000.00	1000.00 - 1500.00	1450.00 - 2800.00	2200.00 - 4000.00	1450.00 - 2800.00	-	2100.00 - 3200.00	40.00 - 46.00	38.00 - 45.00									
Gampaha	600.00 - 600.00	-	-	2000.00 - 2000.00	-	-	-	1800.00 - 1800.00	42.00 - 46.00	35.00 - 42.00									
Kurunegala	450.00 - 500.00	850.00 - 900.00	1350.00 - 1400.00	-	-	-	-	1800.00 - 1800.00	40.00 - 42.00	36.00 - 38.00									
Nikaweratiya	500.00 - 600.00	800.00 - 900.00	900.00 - 900.00	2000.00 - 2200.00	2400.00 - 2400.00	1400.00 - 1600.00	-	2400.00 - 2400.00	37.00 - 40.00	37.00 - 40.00									
Dambulla	400.00 - 450.00	800.00 - 900.00	700.00 - 800.00	1600.00 - 1800.00	2200.00 - 2200.00	1500.00 - 1600.00	1600.00 - 1700.00	2000.00 - 2200.00	43.00 - 44.00	41.00 - 42.00									
Anuradhapura	450.00 - 500.00	800.00 - 860.00	900.00 - 1000.00	2000.00 - 2200.00	2400.00 - 2500.00	1300.00 - 1500.00	1700.00 - 1800.00	2300.00 - 2400.00	-	40.00 - 42.00									
Thambuththegama	-	-	-	-	-	-	-	-	40.00 - 41.00	40.00 - 41.00									
Polonnaruwa	450.00 - 500.00	980.00 - 1000.00	1400.00 - 1500.00	1750.00 - 1800.00	2400.00 - 2450.00	-	1500.00 - 1600.00	2200.00 - 2400.00	47.00 - 48.00	44.00 - 46.00									
Kaluthara	500.00 - 550.00	900.00 - 1100.00	1150.00 - 1300.00	2150.00 - 2400.00	2600.00 - 2800.00	2250.00 - 2400.00	1300.00 - 1400.00	2600.00 - 2800.00	40.00 - 43.00	38.00 - 43.00									
Badulla	540.00 - 560.00	-	1400.00 - 1600.00	2400.00 - 2400.00	2400.00 - 2400.00	2000.00 - 2400.00	1600.00 - 1600.00	2400.00 - 2400.00	38.00 - 40.00	38.00 - 40.00									
Keppetipola	500.00 - 550.00	-	1400.00 - 1500.00	1700.00 - 1800.00	-	-	1300.00 - 1400.00	2300.00 - 2400.00	43.00 - 45.00	42.00 - 43.00									
Moneragala	450.00 - 500.00	-	900.00 - 1000.00	2200.00 - 2400.00	-	2200.00 - 2400.00	1800.00 - 2000.00	2200.00 - 2400.00	-	40.00 - 43.00									
Kegalle	550.00 - 600.00	1000.00 - 1100.00	-	2400.00 - 2500.00	-	1800.00 - 2000.00	1700.00 - 1800.00	2600.00 - 2700.00	42.00 - 48.00	38.00 - 40.00									
Ampara	-	-	-	-	-	-	-	-	38.00 - 44.00	38.00 - 44.00									
Dehiattakandiya	480.00 - 500.00	-	1400.00 - 1400.00	-	2600.00 - 2600.00	-	-	1800.00 - 2000.00	34.00 - 40.00	33.00 - 40.00									
Nuwaraeliya	600.00 - 620.00	-	1500.00 - 1600.00	1900.00 - 2000.00	-	-	1400.00 - 1500.00	2400.00 - 2500.00	43.00 - 44.00	41.00 - 43.00									
Kandy	480.00 - 500.00	950.00 - 1000.00	1200.00 - 1300.00	2000.00 - 2200.00	2400.00 - 2600.00	1400.00 - 1500.00	1300.00 - 1400.00	2200.00 - 2300.00	40.00 - 42.00	38.00 - 40.00									
Puttalam	500.00 - 700.00	700.00 - 850.00	600.00 - 800.00	1400.00 - 1500.00	-	1200.00 - 1200.00	-	2400.00 - 2400.00	35.00 - 38.00	35.00 - 38.00									
Hambantota	-	-	650.00 - 700.00	2100.00 - 2200.00	-	-	-	-	-	40.00 - 42.00									
Rathnapura	400.00 - 500.00	-	950.00 - 1200.00	1900.00 - 2200.00	2200.00 - 3000.00	1900.00 - 2000.00	1400.00 - 1600.00	1800.00 - 2200.00	40.00 - 41.00	37.00 - 39.00									
Matara	500.00 - 550.00	-	1400.00 - 1500.00	2000.00 - 2100.00	-	1900.00 - 2000.00	-	2300.00 - 2400.00	40.00 - 41.00	36.00 - 40.00									
Galle	500.00 - 550.00	900.00 - 900.00	1000.00 - 1200.00	2000.00 - 2200.00	-	1600.00 - 1800.00	-	2400.00 - 2600.00	38.00 - 41.00	38.00 - 41.00									
Tissamaharama	450.00 - 600.00	700.00 - 900.00	900.00 - 1200.00	1400.00 - 1600.00	-	1500.00 - 1600.00	-	-	42.00 - 43.00	39.00 - 42.00									
Meegoda	400.00 - 500.00	-	1520.00 - 1560.00	2560.00 - 2700.00	2500.00 - 2500.00	2000.00 - 2000.00	1500.00 - 2080.00	2900.00 - 3200.00	38.00 - 43.00	38.00 - 42.00									
Embilipitiya	400.00 - 450.00	750.00 - 800.00	1300.00 - 1400.00	2100.00 - 2200.00	2400.00 - 2450.00	1800.00 - 1900.00	1500.00 - 1600.00	2400.00 - 2450.00	42.00 - 44.00	34.00 - 37.00									
Jaffna	600.00 - 650.00	800.00 - 900.00	950.00 - 1100.00	-	2060.00 - 2100.00	1500.00 - 1650.00	2000.00 - 2100.00	-	40.00 - 42.00	40.00 - 42.00									
Vavuniya	600.00 - 700.00	900.00 - 950.00	900.00 - 950.00	1400.00 - 1500.00	2100.00 - 2200.00	1400.00 - 1500.00	1600.00 - 1700.00	2000.00 - 2150.00	43.00 - 45.00	42.00 - 44.00									
Mannar	400.00 - 450.00	-	800.00 - 900.00	-	-	1200.00 - 1300.00	2400.00 - 2500.00	-	41.00 - 42.00	39.00 - 40.00									
Killinochchi	450.00 - 500.00	850.00 - 900.00	900.00 - 950.00	-	-	1500.00 - 1600.00	-	-	-	40.00 - 41.00									
Mullaittivu	500.00 - 550.00	1000.00 - 1200.00	650.00 - 750.00	-	-	2000.00 - 2200.00	-	-	-	40.00 - 43.00									
Batticaloa	-	-	-	-	-	-	-	-	-	-									
Trincomalee	480.00 - 500.00	1050.00 - 1100.00	1150.00 - 1180.00	1850.00 - 1900.00	2140.00 - 2200.00	1450.00 - 1480.00	1680.00 - 1740.00	-	42.00 - 44.00	40.00 - 42.00									
Veyangoda	500.00 - 600.00	-	1400.00 - 1450.00	1750.00 - 1800.00	2200.00 - 2400.00	1200.00 - 1200.00	1500.00 - 1500.00	2200.00 - 2200.00	39.00 - 45.00	38.00 - 44.00									
Galenbindunuwewa	-	-	-	-	-	-	-	-	-	-									
Bandarawela	580.00 - 600.00	-	1400.00 - 1450.00	1800.00 - 1900.00	-	1800.00 - 1850.00	1400.00 - 1500.00	2200.00 - 2300.00	42.00 - 43.00	40.00 - 42.00									
Matale	480.00 - 500.00	900.00 - 1000.00	1000.00 - 1100.00	1800.00 - 1900.00	2200.00 - 2300.00	1500.00 - 1600.00	1600.00 - 1700.00	2000.00 - 2100.00	40.00 - 41.00	38.00 - 40.00									

Table 12: Selected Markets: Retail Price of Dried Fish (Rs/kg)

Week 44: 25 - 31 Oct 2024

LOCATIONS	Dried Fish													
	Sprats-Imported		Kattawa		Thora		Mora		Balaya		Anguluwa		Salaya	
Colombo	1000.00	1400.00	1400.00	2200.00	-	-	2000.00	2600.00	1400.00	1800.00	1800.00	2500.00	800.00	1000.00
Gampaha	1000.00	1280.00	1300.00	1350.00	3200.00	4000.00	1800.00	2400.00	1800.00	1800.00	2200.00	2400.00	800.00	1000.00
Kurunegala	1100.00	1200.00	1800.00	1800.00	-	-	1800.00	2000.00	1200.00	1300.00	1500.00	1600.00	700.00	800.00
Nikaweratiya	1200.00	1200.00	1600.00	2000.00	-	-	2000.00	2200.00	1200.00	1400.00	2000.00	2200.00	800.00	800.00
Dambulla	1100.00	1200.00	2200.00	2300.00	-	-	2300.00	2400.00	1300.00	1400.00	1800.00	1900.00	-	-
Anuradhapura	1200.00	1400.00	1600.00	2200.00	-	-	2000.00	2400.00	1200.00	1600.00	2000.00	2400.00	800.00	1000.00
Thambuththegama	1200.00	1300.00	1600.00	1750.00	-	-	2100.00	2200.00	1200.00	1400.00	1600.00	1800.00	600.00	650.00
Polonnaruwa	1100.00	1200.00	1600.00	1800.00	-	-	2100.00	2300.00	1300.00	1400.00	-	-	-	-
Kaluthara	980.00	1200.00	1300.00	1450.00	2400.00	2600.00	1800.00	2000.00	1000.00	1200.00	1750.00	2000.00	600.00	600.00
Badulla	1200.00	1300.00	2000.00	2000.00	-	-	2200.00	2300.00	1200.00	1400.00	-	-	-	-
Keppetipola	1100.00	1200.00	2340.00	2360.00	-	-	2250.00	2260.00	1350.00	1400.00	2300.00	2350.00	850.00	880.00
Moneragala	1200.00	1400.00	2000.00	2200.00	-	-	2000.00	2200.00	1400.00	1600.00	2000.00	2200.00	800.00	840.00
Kegalle	1100.00	1200.00	1600.00	1900.00	-	-	2000.00	2200.00	1150.00	1250.00	-	-	-	-
Ampara	1200.00	1300.00	2200.00	2200.00	-	-	2200.00	2200.00	1500.00	1600.00	1000.00	1200.00	600.00	600.00
Dehiattakandiya	1200.00	1400.00	2400.00	2400.00	-	-	-	-	1200.00	1600.00	1200.00	1400.00	-	-
Nuwaraeliya	1200.00	1250.00	2300.00	2350.00	-	-	2250.00	2300.00	1420.00	1450.00	2300.00	2380.00	880.00	900.00
Kandy	1200.00	1300.00	2000.00	2100.00	-	-	2300.00	2400.00	1600.00	1700.00	2100.00	2200.00	700.00	800.00
Puttalam	1100.00	1100.00	1000.00	1200.00	-	-	1800.00	2200.00	1000.00	1200.00	900.00	1000.00	600.00	800.00
Hambantota	1200.00	1300.00	1300.00	1300.00	-	-	-	-	1400.00	1500.00	2200.00	2200.00	-	-
Rathnapura	1080.00	1240.00	1800.00	2100.00	-	-	1800.00	2200.00	1480.00	1560.00	1800.00	2200.00	-	-
Matara	1200.00	1400.00	1800.00	2000.00	-	-	1850.00	2100.00	1400.00	1500.00	1700.00	2000.00	-	-
Galle	1000.00	1400.00	1800.00	2400.00	2800.00	3000.00	2000.00	2200.00	1200.00	1600.00	2000.00	2000.00	600.00	650.00
Tissamaharama	1000.00	1100.00	-	-	-	-	-	-	1200.00	1300.00	1000.00	1200.00	-	-
Meegoda	1000.00	1200.00	1600.00	2200.00	2400.00	2400.00	2000.00	2200.00	1600.00	1800.00	2000.00	2200.00	600.00	800.00
Embilipitiya	1200.00	1400.00	2150.00	2250.00	-	-	2200.00	2300.00	1300.00	1600.00	2100.00	2350.00	650.00	800.00
Jaffna	1000.00	1100.00	2200.00	2400.00	3100.00	3250.00	2150.00	2300.00	1280.00	1350.00	1200.00	1300.00	-	-
Vavuniya	-	-	1600.00	1700.00	-	-	2000.00	2200.00	1200.00	1300.00	1200.00	1300.00	800.00	900.00
Mannar	1250.00	1300.00	1700.00	2400.00	-	-	1800.00	1900.00	1150.00	1200.00	900.00	950.00	750.00	850.00
Killinochchi	1000.00	1100.00	2350.00	2400.00	-	-	2500.00	2600.00	1500.00	1600.00	1000.00	1100.00	800.00	900.00
Mullaittivu	1250.00	1300.00	2300.00	2450.00	-	-	2450.00	2600.00	1250.00	1350.00	-	-	650.00	750.00
Batticaloa	-	-	-	-	-	-	-	-	-	-	-	-	-	-
Trincomalee	1050.00	1100.00	2250.00	2280.00	-	-	-	-	1220.00	1240.00	1140.00	1160.00	730.00	750.00
Veyangoda	1000.00	1200.00	1800.00	2200.00	-	-	2000.00	2000.00	1300.00	1520.00	1900.00	2200.00	600.00	700.00
Galenbindunuwewa	-	-	-	-	-	-	-	-	-	-	-	-	-	-
Bandarawela	1100.00	1200.00	2000.00	2200.00	-	-	2000.00	2200.00	1400.00	1500.00	1800.00	1800.00	700.00	850.00
Matale	1000.00	1300.00	2200.00	2300.00	-	-	2300.00	2400.00	1500.00	1700.00	2300.00	2400.00	700.00	800.00

Table 13: Selected Markets: Retail Price of Meat (Rs/kg)

Week 44: 25 - 31 Oct 2024

LOCATIONS	Meat		Meat (Chicken)		Meat					
	Beef		Broiler	Curry	Mutton	Pork				
Colombo	2300.00	- 2600.00	1000.00	- 1190.00	950.00	- 1190.00	3300.00	- 3600.00	1200.00	- 1300.00
Gampaha	-		1180.00	- 1180.00	1500.00	- 1500.00	3500.00	- 3500.00	1000.00	- 1000.00
Kurunegala	2500.00	- 2500.00	1150.00	- 1200.00	1500.00	- 1500.00	3400.00	- 3400.00	1350.00	- 1350.00
Nikaweratiya	2300.00	- 2300.00	1040.00	- 1080.00	-		-		1170.00	- 1170.00
Dambulla	-		1000.00	- 1100.00	-		-		1300.00	- 1400.00
Anuradhapura	2300.00	- 2400.00	1000.00	- 1100.00	1300.00	- 1400.00	3500.00	- 3600.00	1200.00	- 1400.00
Thambuththegama	-		980.00	- 1050.00	-		-		1500.00	- 1500.00
Polonnaruwa	2100.00	- 2200.00	1100.00	- 1200.00	1280.00	- 1300.00	3000.00	- 3100.00	1800.00	- 1800.00
Kaluthara	2500.00	- 2500.00	980.00	- 1100.00	1150.00	- 1250.00	3500.00	- 3500.00	-	
Badulla	2200.00	- 2200.00	1150.00	- 1250.00	1450.00	- 1500.00	3100.00	- 3100.00	-	
Keppetipola	2100.00	- 2200.00	1100.00	- 1150.00	1350.00	- 1400.00	3200.00	- 3300.00	-	
Moneragala	2300.00	- 2300.00	1150.00	- 1250.00	-		2800.00	- 3000.00	1300.00	- 1600.00
Kegalle	2300.00	- 2300.00	1050.00	- 1150.00	-		3100.00	- 3100.00	1450.00	- 1550.00
Ampara	2100.00	- 2100.00	980.00	- 980.00	-		-		1400.00	- 1700.00
Dehiattakandiya	-		1090.00	- 1100.00	-		-		1290.00	- 1300.00
Nuwaraeliya	2200.00	- 2300.00	1100.00	- 1200.00	1340.00	- 1350.00	3300.00	- 3400.00	1260.00	- 1300.00
Kandy	2200.00	- 2200.00	980.00	- 1000.00	1100.00	- 1150.00	3100.00	- 3100.00	-	
Puttalam	2200.00	- 2200.00	1000.00	- 1000.00	1500.00	- 1500.00	3600.00	- 3600.00	-	
Hambantota	-		1100.00	- 1150.00	-		-		-	
Rathnapura	2400.00	- 2400.00	1100.00	- 1200.00	1250.00	- 1400.00	3200.00	- 3200.00	1200.00	- 1200.00
Matara	-		1100.00	- 1130.00	-		-		-	
Galle	2300.00	- 2400.00	1050.00	- 1150.00	1100.00	- 1100.00	3400.00	- 3500.00	-	
Tissamaharama	-		980.00	- 1200.00	-		-		1500.00	- 1600.00
Meegoda	-		1000.00	- 1100.00	1300.00	- 1350.00	-		-	
Embilipitiya	2150.00	- 2200.00	980.00	- 1100.00	1150.00	- 1250.00	2900.00	- 3000.00	1050.00	- 1350.00
Jaffna	2000.00	- 2100.00	1100.00	- 1150.00	1300.00	- 1350.00	3450.00	- 3600.00	-	
Vavuniya	2100.00	- 2200.00	1200.00	- 1250.00	1400.00	- 1500.00	3100.00	- 3200.00	-	
Mannar	2000.00	- 2200.00	1130.00	- 1200.00	1600.00	- 1700.00	-		-	
Killinochchi	2000.00	- 2050.00	1100.00	- 1150.00	1350.00	- 1400.00	3200.00	- 3300.00	-	
Mullaittivu	1700.00	- 1750.00	1250.00	- 1300.00	-		-		-	
Batticaloa	-		-		-		-		-	
Trincomalee	2180.00	- 2200.00	1250.00	- 1260.00	1750.00	- 1800.00	3460.00	- 3500.00	-	
Veyangoda	2350.00	- 2400.00	1050.00	- 1180.00	1050.00	- 1050.00	-		1250.00	- 1300.00
Galenbindunuwewa	-		-		-		-		-	
Bandarawela	-		1100.00	- 1200.00	-		2900.00	- 3100.00	-	
Matale	2000.00	- 2100.00	980.00	- 1060.00	1200.00	- 1300.00	2900.00	- 3000.00	1400.00	- 1600.00

Table 14: Colombo: Wholesale Prices (Rs/kg or Rs/piece)

Week 44: 25 - 31 Oct 2024

COMMODITY	Range	Average Price			Change Compared to		COMMODITY	Range	Average Price			Change Compared to	
		This Week	Last Week	Last Year	Last Week (%)	Last Year (%)			This Week	Last Week	Last Year	Last Week (%)	Last Year (%)
<u>Rice</u>							<u>Coconut</u>						
Local							Large						
Samba 1	225.00 - 230.00	227.10	227.22	226.90	-0.05	0.09	130.00 - 140.00	135.00	142.73	98.00	-5.41	37.76	
Samba 2	218.00 - 220.00	219.33	219.33	220.00	0.00	-0.30	Small	110.00 - 120.00	115.00	118.18	84.00	-2.69	36.90
Keeri Samba	240.00 - 260.00	250.00	250.00	300.71	0.00	-16.86	<u>Fruits (Rs/fruit)</u>						
Nadu 1	225.00 - 230.00	227.10	224.78	205.00	1.03	10.78	Plantain						
Nadu 2	218.00 - 220.00	219.43	218.14	198.00	0.59	10.82	Ambul (Rs/kg)	50.00 - 100.00	76.67	103.33	151.67	-25.81	-49.45
Raw (Red)	205.00 - 215.00	209.08	208.67	177.00	0.20	18.13	Kolikuttu (Rs/kg)	180.00 - 220.00	200.00	216.67	465.00	-7.69	-56.99
Raw (White)	210.00 - 215.00	211.56	210.63	199.00	0.44	6.31	Seeni (Rs/kg)	100.00 - 130.00	112.31	118.33	139.09	-5.09	-19.26
Imported							Anamalu						
Samba	270.00 - 280.00	275.00	277.50		-0.90		28.00 - 32.00	30.00	30.50	27.17	-1.64	10.43	
Nadu							Ambun	40.00 - 44.00	42.00	38.67	30.33	8.62	38.46
Raw (Red)							Papaw(Rs/kg)	40.00 - 80.00	60.00	80.00	109.17	-25.00	-45.04
Raw (White)							Passion Fruit	30.00 - 40.00	34.09	31.25	52.27	9.09	-34.78
<u>Dried Chillies</u>							Pineapple Large						
Imported	650.00 - 750.00	700.00	726.67	1036.00	-3.67	-32.43	390.00 - 460.00	425.00	466.00	521.00	-8.80	-18.43	
<u>Onion</u>							Pineapple Medium						
Sinnan	200.00 - 250.00	221.67	243.33		-8.90		300.00 - 350.00	325.00	363.33	423.33	-10.55	-23.23	
Vedalan	300.00 - 350.00	326.67	370.00	435.00	-11.71	-24.90	Pineapple Small	240.00 - 280.00	260.00	290.17	310.00	-10.40	-16.13
Imported	350.00 - 400.00	368.33	360.00	519.44	2.31	-29.09	Mango						
<u>Big Onion</u>							Betti						
Imported	185.00 - 300.00	246.11	235.00	217.00	4.73	13.42	43.00 - 50.00	47.20	52.50	30.67	-10.10	53.91	
Local	280.00 - 300.00	290.00	270.00		7.41		Karthakolomban	100.00 - 166.00	129.91	155.64	85.00	-16.53	52.83
<u>Potato</u>							Vilad						
Welimada	170.00 - 230.00	200.00	200.00	200.50	0.00	-0.25	60.00 - 100.00	83.00	81.67	38.00	1.63	118.42	
N'Eliya	220.00 - 250.00	237.50	230.00	230.00	3.26	3.26	Kohu	-	19.00				
Imported	150.00 - 180.00	162.86	165.63	169.44	-1.67	-3.89	<u>Other</u>						
<u>Pulses</u>							Wood Apple						
Green Gram	550.00 - 650.00	604.29	641.25	772.50	-5.76	-21.78	12.00 - 16.00	14.18	18.33	22.00	-22.64	-35.54	
Cowpea (White)	550.00 - 650.00	613.33	628.57	950.00	-2.42	-35.44	Orange	70.00 - 90.00	80.00	90.00	90.00	-11.11	-11.11
Cowpea (Red)	520.00 - 650.00	581.43	593.13	965.56	-1.97	-39.78	Avocado	100.00 - 260.00	182.31	197.33	99.17	-7.61	83.84
Red Dhal	270.00 - 280.00	275.00	273.57	291.88	0.52	-5.78	Slime Apple	28.00 - 40.00	31.75	26.00	83.75	22.12	-62.09
<u>Vegetable</u>							Grapes (Imp., Rs/kg)						
Beans (Butter)							1150.00 - 1380.00	1245.56	1218.89	1100.00	2.19	13.23	
Beans(Green)	200.00 - 300.00	261.00	392.00	437.00	-33.42	-40.27	King Coconut	100.00 - 140.00	115.00	112.73	101.25	2.02	13.58
Carrot	60.00 - 90.00	72.00	100.00	195.00	-28.00	-63.08	<u>Sea Fish</u>						
Leeks	150.00 - 250.00	178.33	161.00	100.00	10.77	78.33	Salaya	250.00 - 450.00	362.50	386.36	236.00	-6.18	53.60
Beetroot	70.00 - 100.00	88.00	103.08	133.64	-14.63	-34.15	Hurulla	750.00 - 850.00	798.33	719.17	428.00	11.01	86.53
Knolkhol	50.00 - 100.00	68.00	117.00	145.00	-41.88	-53.10	Balaya	650.00 - 950.00	818.33	807.50	608.00	1.34	34.59
Raddish	50.00 - 80.00	64.00	73.00	118.00	-12.33	-45.76	Kelawalla	1300.00 - 1450.00	1372.50	1277.50	963.00	7.44	42.52
Cabbage	50.00 - 100.00	74.55	98.00	147.27	-23.93	-49.38	Thora	1800.00 - 2600.00	2270.83	2300.00	1745.00	-1.27	30.13
Tomato	180.00 - 260.00	217.00	228.00	124.00	-4.82	75.00	Paraw	1200.00 - 1400.00	1317.50	1294.17	1180.00	1.80	11.65
Ladies Fingers	80.00 - 100.00	90.91	116.00	212.00	-21.63	-57.12	Mora	980.00 - 1100.00	1047.78	1066.67	828.75	-1.77	26.43
Brinjal	180.00 - 280.00	227.00	214.00	297.00	6.07	-23.57	Shrimps	1700.00 - 1900.00	1826.92	1824.17	1596.00	0.15	14.47
Capsicum	400.00 - 550.00	490.00	545.00	497.00	-10.09	-1.41	Thalapath	1800.00 - 2350.00	2033.33	2008.33	1615.00	1.24	25.90
Pumpkin	80.00 - 120.00	96.00	100.00	64.00	-4.00	50.00	<u>Eggs</u>						
Cucumber	60.00 - 80.00	71.00	73.00	92.00	-2.74	-22.83	Brown	39.00 - 43.00	41.25	43.13	46.88	-4.35	-12.00
Bitter Gourd	280.00 - 400.00	344.00	376.00	366.00	-8.51	-6.01	White	36.00 - 40.00	38.06	40.00	44.88	-4.84	-15.18
Snake Gourd	180.00 - 250.00	224.00	276.00	284.00	-18.84	-21.13	<u>Dried Fish</u>						
Drumstick	120.00 - 250.00	185.00	212.14	233.00	-12.79	-20.60	Sprats	1000.00 - 1350.00	1193.33	1225.83	1087.00	-2.65	9.78
Luffa	180.00 - 220.00	196.00	170.00	273.00	15.29	-28.21	Sprats (Imported)	800.00 - 950.00	860.83	910.83	882.50	-5.49	-2.46
Long Beans	100.00 - 200.00	150.00	139.00	297.00	7.91	-49.49	Kattawa	-	-	-	-	-	-
Ash Plantain	70.00 - 120.00	92.73	130.00	198.00	-28.67	-53.17	Kattawa (Imported)	1100.00 - 1200.00	1152.50	1162.50	1297.00	-0.86	-11.14
Green Chillies	250.00 - 400.00	313.00	278.00	348.00	12.59	-10.06	Thora	-	-	-	-	-	-
Lime	450.00 - 550.00	505.00	480.00	1450.00	5.21	-65.17	Thora (Imported)	-	-	-	-	-	-
<u>Root Crops</u>							Mora						
Sweet Potato	80.00 - 100.00	86.36	87.27	88.00	-1.04	-1.86	1750.00 - 1900.00	1790.71	1750.00	1795.00	2.33	-0.24	
Manioc	70.00 - 100.00	90.91	99.00	103.64	-8.17	-12.28	Mora (Imported)	-	-	-	-	-	-
<u>Leafy Vegetable</u>							Balaya						
Mukunuwenna	35.00 - 40.00	37.00	37.50	42.50	-1.33	-12.94	1100.00 - 1200.00	1153.33	1087.50	854.00	6.05	35.05	
Kankun	35.00 - 40.00	37.00	37.50	41.88	-1.33	-11.64	Balaya (Imported)	-	-	-	-	-	-
Gotukola (Rs/kg)	300.00 - 320.00	312.00	320.00	155.00	-2.50	101.29	Anguluwa	-	-	-	-	-	-
							Anguluwa (Imported)	1400.00 - 1500.00	1456.67	1514.17	1611.00	-3.80	-9.58
							Maduwa	1200.00 - 1350.00	1261.67	1273.33	1378.18	-0.92	-8.45
							Maduwa (Imported)	-	-	-	-	-	-
							Koduwa	-	-	-	-	-	-
							Koduwa (Imported)	-	-	-	-	-	-
							Salaya	300.00 - 500.00	401.67	435.00	315.00	-7.66	27.51
							Salaya (Imported)	-	-	-	-	-	-

This Week: Week 44: 25 - 31 Oct 2024
 Last Week: Week 43: 18 - 24 Oct 2024

Table 15: Colombo &Suburbs: Retail Prices (Rs/kg or Rs/piece)

Week 44: 25 - 31 Oct 2024

COMMODITY	Range	Average Price			Change Compared to		COMMODITY	Range	Average Price			Change Compared to	
		This Week	Last Week	Last Year	Last Week (%)	Last Year (%)			This Week	Last Week	Last Year	Last Week (%)	Last Year (%)
Rice													
Local													
Samba 1	230.00 - 260.00	241.29	246.76	235.00	-5.47	2.67	Large	145.00 - 170.00	156.72	152.68	114.15	4.05	37.30
Samba 2	-	-	-	230.00	-	-	Small	120.00 - 140.00	131.03	123.52	92.67	7.52	41.40
Keeri Samba	260.00 - 280.00	263.00	261.94	-	1.06	-	Fruits (Rs/fruit)						
Nadu 1	230.00 - 240.00	235.00	235.22	223.33	-0.22	5.22	Plantain						
Nadu 2	220.00 - 225.00	221.07	222.22	220.00	-1.15	0.49	Ambul (Rs/kg)	140.00 - 250.00	187.21	192.73	231.94	-5.52	-19.28
Raw (Red)	210.00 - 230.00	220.00	220.00	198.71	0.00	10.71	Kolikuttu (Rs/kg)	300.00 - 400.00	358.65	365.31	586.07	-6.66	-38.80
Raw (White)	210.00 - 230.00	221.29	221.33	210.47	-0.04	5.14	Seeni (Rs/kg)	150.00 - 250.00	196.00	200.63	216.47	-4.63	-9.46
Imported													
Samba	280.00 - 320.00	297.14	297.05	-	0.10	-	Anamalu	36.00 - 50.00	43.39	46.00	37.39	-2.61	16.06
Nadu	-	-	-	-	-	-	Ambun	50.00 - 70.00	62.69	57.85	50.06	4.84	25.22
Raw (Red)	-	-	-	-	-	-	Papaw(Rs/kg)	100.00 - 250.00	159.00	172.50	213.23	-13.50	-25.43
Raw (White)	-	-	-	-	-	-	Passion Fruit	50.00 - 80.00	71.56	69.52	83.50	2.04	-14.30
Dried Chillies													
Imported	750.00 - 1100.00	935.59	943.94	1329.31	-8.35	-29.62	Pineapple Large	450.00 - 650.00	574.17	580.87	608.93	-6.70	-5.71
Onion													
Sinnan	360.00 - 400.00	380.00	381.11	-	-1.11	-	Pineapple Medium	350.00 - 520.00	450.00	453.33	505.83	-3.33	-11.04
Vedalan	440.00 - 560.00	482.81	490.00	554.29	-7.19	-12.90	Pineapple Small	280.00 - 400.00	357.14	365.00	433.00	-7.86	-17.52
Imported	360.00 - 520.00	432.31	-	-	-	-	Mango						
Big Onion													
Imported	240.00 - 360.00	310.00	277.71	307.67	32.29	0.76	Betti	-	-	-	-	-	-
Local	320.00 - 380.00	347.65	324.59	-	23.05	-	Karthakolomban	150.00 - 300.00	229.00	241.32	169.50	-12.32	35.10
Potato													
Welimada	250.00 - 360.00	308.75	308.46	300.00	0.29	2.92	Vilad	80.00 - 150.00	112.86	106.56	82.11	6.29	37.45
N'Eliya	320.00 - 480.00	380.31	379.64	365.00	0.67	4.20	Kohu	-	-	-	-	-	-
Imported	200.00 - 280.00	222.73	228.33	223.00	-5.61	-0.12	Other						
Pulses													
Green Gram	750.00 - 1000.00	877.19	895.48	1089.69	-18.30	-19.50	Wood Apple	20.00 - 65.00	38.43	47.03	52.34	-8.60	-26.59
Cowpea (White)	800.00 - 1000.00	868.85	870.80	1112.86	-1.95	-21.93	Orange	110.00 - 160.00	135.83	142.89	128.50	-7.06	5.71
Cowpea (Red)	800.00 - 1000.00	889.31	890.77	1129.03	-1.46	-21.23	Avocado	220.00 - 400.00	311.82	259.76	106.40	52.06	193.06
Red Dhal	290.00 - 340.00	309.73	309.12	334.69	0.61	-7.46	Slime Apple	100.00 - 160.00	124.29	158.33	129.41	-34.05	-3.96
Vegetable													
Beans (Butter)	-	-	-	-	-	-	Grapes (Imp., Rs/kg)	1400.00 - 2300.00	1991.67	1986.00	1966.67	5.67	1.27
Beans(Green)	320.00 - 520.00	406.97	483.55	612.78	-76.58	-33.59	King Coconut	120.00 - 180.00	165.00	163.16	145.71	1.84	13.24
Carrot	120.00 - 280.00	216.36	223.87	351.14	-7.51	-38.38	Sea Fish						
Leeks	230.00 - 400.00	326.45	321.82	249.41	4.63	30.89	Salaya	360.00 - 700.00	517.37	537.78	450.00	-20.41	14.97
Beetroot	130.00 - 320.00	236.88	253.23	269.12	-16.35	-11.98	Hurulla	800.00 - 1000.00	881.25	741.67	629.17	139.58	40.07
Knolkhol	180.00 - 320.00	251.43	266.79	295.45	-15.36	-14.90	Balaya	1000.00 - 1500.00	1120.83	931.67	1095.00	189.17	2.36
Raddish	140.00 - 260.00	214.85	218.06	245.28	-3.22	-12.41	Kelawalla	1450.00 - 2800.00	2150.00	2044.74	2012.92	105.26	6.81
Cabbage	150.00 - 320.00	247.24	297.43	-	-4.43	-16.87	Thora	2200.00 - 4000.00	3157.89	3197.22	2600.00	-39.33	21.46
Tomato	240.00 - 400.00	341.67	372.58	279.44	-30.91	22.27	Paraw	1450.00 - 2800.00	1935.29	1613.33	1823.53	321.96	6.13
Ladies Fingers	150.00 - 320.00	249.09	257.42	319.43	-8.33	-22.02	Mora	-	-	-	-	-	-
Brijjal	240.00 - 400.00	333.33	329.69	476.00	3.65	-29.97	Shrimps	1800.00 - 2200.00	2033.13	2203.33	2073.68	-170.21	-1.96
Capsicum	500.00 - 800.00	693.33	705.00	690.86	-11.67	0.36	Thalopath	2100.00 - 3200.00	2788.24	2734.21	2708.00	54.02	2.96
Pumpkin	140.00 - 260.00	204.55	207.88	167.35	-3.33	22.22	Eggs						
Cucumber	110.00 - 240.00	177.58	204.00	195.83	-26.42	-9.32	Brown	40.00 - 46.00	42.22	44.94	48.60	-2.72	-13.12
Bitter Gourd	400.00 - 600.00	491.00	497.59	558.61	-6.59	-12.10	White	38.00 - 45.00	41.11	43.78	47.60	-2.67	-13.63
Snake Gourd	320.00 - 480.00	404.38	377.93	412.94	26.44	-2.07	Dried Fish						
Drumstick	200.00 - 600.00	393.87	453.33	408.06	-59.46	-3.48	Sprats	1600.00 - 2000.00	1900.00	2036.84	2044.44	-136.84	-7.07
Luffa	240.00 - 400.00	334.48	360.32	434.12	-25.84	-22.95	Sprats (Imported)	1000.00 - 1400.00	1281.25	1293.75	1265.22	-12.50	1.27
Long Beans	240.00 - 400.00	305.52	311.94	449.71	-6.42	-32.06	Kattawa	1400.00 - 2200.00	1933.33	1989.47	2234.62	-56.14	-13.48
Ash Plantain	150.00 - 320.00	247.67	267.33	361.43	-19.67	-31.48	Thora	2000.00 - 2600.00	2472.73	2472.22	2391.67	0.51	3.39
Green Chillies	320.00 - 600.00	542.33	517.19	623.61	25.15	-13.03	Balaya	1400.00 - 1800.00	1727.78	1720.00	1792.00	7.78	-3.58
Lime	550.00 - 900.00	744.83	722.50	2047.22	22.33	-63.62	Anguluwa	1800.00 - 2500.00	2272.22	2133.33	2310.00	138.89	-1.64
Root Crops													
Sweet Potato	130.00 - 260.00	205.52	207.83	215.33	-2.32	-4.56	Maduwa	1400.00 - 1500.00	1430.00	1441.67	-	-11.67	-
Manioc	140.00 - 240.00	200.69	187.00	209.35	13.69	-4.14	Koduwa	-	-	-	-	-	-
Leafy Vegetable													
Mukunuwenna	50.00 - 80.00	71.11	70.83	73.61	0.28	-3.40	Salaya	800.00 - 1000.00	925.00	935.00	1008.70	-10.00	-8.30
Kankun	50.00 - 80.00	73.33	70.89	73.61	2.44	-0.38	Meat						
Gotukola	120.00 - 160.00	137.00	118.89	100.00	18.11	37.00	Beef (without Bones)	2300.00 - 2600.00	2477.78	2511.11	2387.50	-33.33	3.78
Meat													
Chicken (Broiler)													
Chicken (Curry)													
Mutton													
Pork													

This Week: Week 44: 25 - 31 Oct 2024
Last Week: Week 43: 18 - 24 Oct 2024

Table 16: Farmgate/Producer Prices of Food Commodities in Selected Producing Areas (Rs/kg)

Week 44: 25 - 31 Oct 2024

COMMODITY	Range	Average Price	COMMODITY	Range	Average Price	COMMODITY	Range	Average Price
<u>Paddy</u>			<u>Vegetable (Up Country)</u>			<u>Snake Gourd</u>		
Short Grain			Beans			Dambulla	145.00 - 162.50	154.00
A'pura	120.00 - 125.00	122.00	Dambulla	250.00 - 270.00	258.00	Hambantota	-	
P'naruwa	123.00 - 125.00	124.00	Welimada	280.00 - 300.00	290.00	Embilipitiya	200.00 - 220.00	207.50
Kalawewa	120.00 - 125.00	122.60	Badulla	300.00 - 350.00	316.67	Matara	-	
Kurunegala	128.00 - 130.00	129.00	Carrot			A'pura	180.00 - 200.00	188.00
Dehiattakandiya	125.00 - 125.00	125.00	N'Eliya	40.00 - 45.00	43.00	Luffa		
Nikaweratiya	128.00 - 130.00	129.40	Welimada	25.00 - 35.00	30.00	Dambulla	135.00 - 145.00	140.00
Ampara	125.00 - 130.00	127.67	Hanguranketha	-		Hambantota	130.00 - 150.00	140.00
Long Grain (White)			Leeks			Embilipitiya	170.00 - 200.00	185.00
A'pura	125.00 - 129.00	126.60	N'Eliya	125.00 - 135.00	129.00	Matara	-	
P'naruwa	123.00 - 125.00	124.00	Welimada	90.00 - 100.00	94.00	A'pura	160.00 - 180.00	168.00
Kalawewa	123.00 - 129.00	126.20	Beetroot			Green Chillies		
Kurunegala	129.00 - 132.00	130.60	N'Eliya	50.00 - 65.00	58.00	Dambulla	250.00 - 290.00	272.00
Dehiattakandiya	124.00 - 125.00	124.50	Dambulla	76.00 - 86.00	82.00	Hambantota	-	
Embilipitiya	-		Kurunegala	-		Embilipitiya	400.00 - 450.00	424.00
Nikaweratiya	130.00 - 133.00	131.20	Welimada	70.00 - 85.00	78.00	Puttalam	-	
Hambantota	-		Hanguranketha	-		A'pura	300.00 - 340.00	316.00
Ampara	130.00 - 132.00	131.00	Knol Khol			Pumpkin		
Long Grain (Red)			N'Eliya	90.00 - 100.00	94.00	Dambulla	76.00 - 95.00	85.80
Matara	125.00 - 130.00	128.25	Welimada	70.00 - 85.00	76.00	Hambantota	60.00 - 70.00	65.00
Hambantota	130.00 - 135.00	132.33	Hanguranketha	-		Embilipitiya	70.00 - 100.00	87.50
Embilipitiya	130.00 - 133.00	131.50	Raddish			Matara	-	
Keeri Samba			N'Eliya	50.00 - 60.00	56.00	A'pura	60.00 - 80.00	68.00
A'pura	123.00 - 128.00	125.00	Welimada	25.00 - 35.00	31.00	Moneragala	50.00 - 60.00	54.00
P'naruwa	130.00 - 132.00	131.00	Hambantota	-		Cucumber		
Kalawewa	120.00 - 128.00	125.00	Hanguranketha	-		A'pura	50.00 - 60.00	54.00
Kurunegala	129.00 - 130.00	129.40	Cabbage			Dambulla	66.00 - 76.00	70.40
Dehiattakandiya	125.00 - 130.00	127.50	N'Eliya	45.00 - 55.00	49.00	Hambantota	50.00 - 50.00	50.00
Red Onion			Welimada	25.00 - 35.00	29.00	Matara	45.00 - 55.00	50.00
Puttalam	-		Badulla	50.00 - 60.00	55.00	Long Beans		
Jaffna	230.00 - 240.00	236.00	Hanguranketha	-		Dambulla	140.00 - 157.50	150.50
Big Onion			Tomato			Hambantota	120.00 - 140.00	130.00
Dambulla	250.00 - 280.00	264.00	Welimada	150.00 - 160.00	154.00	Embilipitiya	120.00 - 160.00	140.00
Kalawewa	-		Hambantota	200.00 - 220.00	213.33	Matara	100.00 - 130.00	112.50
A'pura	-		Dambulla	152.50 - 167.50	162.50	A'pura	180.00 - 200.00	188.00
Potato			Hanguranketha	-		Ash Plantain		
N'Eliya	190.00 - 200.00	195.00	Vegetable (Low Country)			Hambantota	-	
Badulla	-		Ladies Fingers			Embilipitiya	80.00 - 100.00	87.50
Welimada	180.00 - 190.00	183.00	A'pura	80.00 - 100.00	88.00	Matara	90.00 - 110.00	100.00
Pulses			Dambulla	67.00 - 76.00	71.60	Lime		
Green Gram			Hambantota	80.00 - 90.00	83.33	Hambantota	-	
Hambantota	-		Embilipitiya	80.00 - 100.00	92.50	Embilipitiya	450.00 - 480.00	465.00
Moneragala	400.00 - 450.00	420.00	Matara	70.00 - 80.00	76.25	Moneragala	400.00 - 450.00	420.00
Embilipitiya	450.00 - 470.00	460.00	Brinjal			Fruits (Rs/kg)		
Nikaweratiya	400.00 - 450.00	433.33	A'pura	180.00 - 200.00	188.00	Banana		
A'pura	400.00 - 450.00	420.00	Dambulla	172.50 - 190.00	181.00	Ambul		
Cowpea			Hambantota	170.00 - 190.00	180.00	Moneragala	50.00 - 60.00	54.00
Hambantota	-		Embilipitiya	170.00 - 220.00	192.50	Embilipitiya	40.00 - 60.00	49.00
Nikaweratiya	550.00 - 600.00	583.33	Matara	160.00 - 200.00	177.50	Hambantota	60.00 - 70.00	65.00
Moneragala	450.00 - 500.00	470.00	Welimada	150.00 - 160.00	154.00	Kolikuttu		
Embilipitiya	600.00 - 620.00	610.00	Capsicum			Moneragala	170.00 - 180.00	174.00
Maize			Badulla	400.00 - 500.00	450.00	Embilipitiya	140.00 - 170.00	156.00
A'pura	-		Welimada	440.00 - 460.00	452.00	Hambantota	150.00 - 160.00	155.00
Kalawewa	-		Bitter Gourd			Papaw		
Gingelly			A'pura	320.00 - 350.00	332.00	Moneragala	40.00 - 45.00	42.00
A'pura	-		Dambulla	280.00 - 310.00	294.00	Embilipitiya	40.00 - 60.00	50.00
Kalawewa	-		Hambantota	-		Hambantota	40.00 - 50.00	46.67
Black Gram			Embilipitiya	380.00 - 430.00	407.50	Pineapple		
A'pura	-		Matara	290.00 - 320.00	302.50	Divulapitiya	-	
Kalawewa	-							

Annex 01 - Colombo Markets: Retail Prices of Rice and Subsidiary Food Crops (Rs/kg)

Week 44: 25 - 31 Oct 2024

28

CROP	PELIYAGODA	MAHARAGAMA	KIRULAPONE	NUGEGODA	NARAHENPITA	DEMATAGODA	THOTALANGA	KADAWATHA	KIRIBATHGODA
<u>Rice</u>									
Local									
Samba 1	230.00 - 240.00	230.00 - 260.00	230.00 - 250.00	230.00 - 250.00	230.00 - 260.00	230.00 - 240.00	240.00 - 260.00	230.00 - 260.00	230.00 - 260.00
Samba 2	-	-	-	-	-	-	-	-	-
Keeri Samba	260.00 - 260.00	260.00 - 280.00	260.00 - 270.00	260.00 - 270.00	260.00 - 280.00	260.00 - 270.00	260.00 - 280.00	260.00 - 260.00	260.00 - 280.00
Nadu 1	230.00 - 230.00	230.00 - 235.00	230.00 - 240.00	230.00 - 240.00	240.00 - 240.00	230.00 - 240.00	230.00 - 240.00	230.00 - 240.00	230.00 - 240.00
Nadu 2	220.00 - 220.00	220.00 - 225.00	220.00 - 220.00	225.00 - 225.00	220.00 - 220.00	220.00 - 220.00	225.00 - 225.00	220.00 - 220.00	220.00 - 220.00
Raw (Red)	210.00 - 220.00	215.00 - 220.00	210.00 - 230.00	220.00 - 230.00	220.00 - 230.00	210.00 - 230.00	210.00 - 230.00	220.00 - 220.00	210.00 - 230.00
Raw (White)	210.00 - 220.00	220.00 - 220.00	210.00 - 230.00	225.00 - 230.00	220.00 - 230.00	210.00 - 230.00	210.00 - 230.00	220.00 - 230.00	220.00 - 230.00
Imported									
Samba	290.00 - 300.00	320.00 - 320.00	290.00 - 300.00	320.00 - 320.00	320.00 - 320.00	280.00 - 300.00	280.00 - 300.00	310.00 - 310.00	300.00 - 320.00
Nadu	-	-	-	-	-	-	-	-	-
Raw (Red)	-	-	-	-	-	-	-	-	-
Raw (White)	-	-	-	-	-	-	-	-	-
<u>Dried Chillies</u>									
Imported	750.00 - 800.00	950.00 - 1100.00	900.00 - 1100.00	900.00 - 1000.00	900.00 - 1100.00	800.00 - 1000.00	800.00 - 900.00	800.00 - 900.00	950.00 - 1100.00
<u>Red Onion</u>									
Sinnan	360.00 - 400.00	400.00 - 400.00	360.00 - 400.00	400.00 - 400.00	400.00 - 400.00	400.00 - 400.00	360.00 - 400.00	360.00 - 400.00	360.00 - 400.00
Vedalan	440.00 - 450.00	490.00 - 560.00	480.00 - 480.00	460.00 - 520.00	500.00 - 560.00	450.00 - 480.00	480.00 - 520.00	440.00 - 520.00	440.00 - 480.00
Imported	380.00 - 450.00	500.00 - 520.00	520.00 - 520.00	-	400.00 - 420.00	360.00 - 360.00	400.00 - 400.00	-	-
<u>Big Onion</u>									
Imported	280.00 - 350.00	280.00 - 360.00	260.00 - 360.00	240.00 - 340.00	240.00 - 360.00	300.00 - 360.00	320.00 - 340.00	240.00 - 320.00	240.00 - 320.00
Local	330.00 - 350.00	380.00 - 380.00	340.00 - 360.00	360.00 - 380.00	320.00 - 320.00	320.00 - 320.00	320.00 - 320.00	340.00 - 340.00	-
<u>Potato</u>									
Welimada	250.00 - 310.00	360.00 - 360.00	290.00 - 290.00	360.00 - 360.00	320.00 - 320.00	280.00 - 280.00	290.00 - 320.00	300.00 - 320.00	340.00 - 340.00
N'Eliya	320.00 - 350.00	400.00 - 480.00	360.00 - 400.00	400.00 - 480.00	360.00 - 400.00	360.00 - 360.00	340.00 - 360.00	320.00 - 360.00	360.00 - 400.00
Imported	200.00 - 280.00	200.00 - 280.00	200.00 - 240.00	200.00 - 280.00	200.00 - 240.00	200.00 - 240.00	200.00 - 240.00	200.00 - 240.00	200.00 - 240.00
<u>Pulses</u>									
Green Gram	750.00 - 850.00	880.00 - 1000.00	800.00 - 1000.00	800.00 - 1000.00	800.00 - 1000.00	800.00 - 900.00	800.00 - 1000.00	780.00 - 900.00	800.00 - 950.00
Cowpea (White)	800.00 - 850.00	950.00 - 1000.00	800.00 - 900.00	1000.00 - 1000.00	800.00 - 1000.00	900.00 - 900.00	800.00 - 950.00	800.00 - 950.00	880.00 - 950.00
Cowpea (Red)	800.00 - 900.00	950.00 - 1000.00	800.00 - 960.00	900.00 - 1000.00	800.00 - 1000.00	800.00 - 900.00	800.00 - 900.00	800.00 - 950.00	880.00 - 950.00
Red Dhal	290.00 - 300.00	300.00 - 340.00	290.00 - 320.00	300.00 - 340.00	300.00 - 340.00	290.00 - 300.00	290.00 - 320.00	290.00 - 320.00	300.00 - 320.00

Annex 02 - Colombo Markets: Retail Prices of Vegetables (Rs/kg) and Coconut (Rs/nut)

Week 44: 25 - 31 Oct 2024

29

CROP	PELIYAGODA	MAHARAGAMA	KIRULAPONE	NUGEGODA	NARAHENPITA	DEMATAGODA	THOTALANGA	KADAWATHA	KIRIBATHGODA
<i>Vegetable</i>									
Beans	320.00 - 400.00	480.00 - 520.00	400.00 - 440.00	340.00 - 400.00	440.00 - 520.00	400.00 - 450.00	320.00 - 400.00	320.00 - 360.00	460.00 - 520.00
Carrot	140.00 - 160.00	270.00 - 280.00	200.00 - 280.00	240.00 - 260.00	180.00 - 220.00	240.00 - 280.00	120.00 - 160.00	200.00 - 260.00	200.00 - 240.00
Leeks	240.00 - 260.00	320.00 - 360.00	320.00 - 400.00	340.00 - 400.00	280.00 - 340.00	280.00 - 360.00	230.00 - 240.00	320.00 - 340.00	320.00 - 400.00
Beetroot	160.00 - 200.00	320.00 - 320.00	250.00 - 280.00	240.00 - 260.00	240.00 - 320.00	200.00 - 240.00	130.00 - 140.00	200.00 - 260.00	240.00 - 320.00
Knolkhol	180.00 - 220.00	250.00 - 320.00	320.00 - 320.00	320.00 - 320.00	240.00 - 320.00	200.00 - 240.00	200.00 - 260.00	240.00 - 280.00	180.00 - 240.00
Raddish	180.00 - 240.00	240.00 - 260.00	240.00 - 260.00	240.00 - 260.00	200.00 - 240.00	180.00 - 200.00	140.00 - 180.00	200.00 - 240.00	200.00 - 260.00
Cabbage	150.00 - 160.00	320.00 - 320.00	260.00 - 280.00	260.00 - 300.00	200.00 - 260.00	320.00 - 320.00	160.00 - 200.00	320.00 - 320.00	240.00 - 320.00
Tomato	240.00 - 300.00	400.00 - 400.00	340.00 - 400.00	360.00 - 400.00	340.00 - 400.00	340.00 - 400.00	270.00 - 320.00	240.00 - 260.00	320.00 - 400.00
Ladies Fingers	150.00 - 180.00	240.00 - 320.00	260.00 - 280.00	260.00 - 280.00	250.00 - 320.00	240.00 - 260.00	160.00 - 200.00	300.00 - 320.00	200.00 - 320.00
Brinjal	280.00 - 350.00	400.00 - 400.00	320.00 - 400.00	320.00 - 360.00	280.00 - 350.00	320.00 - 340.00	240.00 - 400.00	360.00 - 400.00	240.00 - 320.00
Capsicum	500.00 - 600.00	750.00 - 800.00	750.00 - 800.00	650.00 - 750.00	700.00 - 800.00	740.00 - 800.00	550.00 - 700.00	750.00 - 800.00	750.00 - 800.00
Pumpkin	140.00 - 230.00	200.00 - 240.00	160.00 - 200.00	160.00 - 200.00	200.00 - 240.00	240.00 - 260.00	160.00 - 200.00	200.00 - 260.00	200.00 - 240.00
Cucumber	110.00 - 130.00	200.00 - 240.00	160.00 - 200.00	140.00 - 160.00	180.00 - 240.00	140.00 - 160.00	120.00 - 160.00	200.00 - 240.00	180.00 - 240.00
Bitter Gourd	420.00 - 500.00	480.00 - 560.00	550.00 - 600.00	550.00 - 600.00	450.00 - 600.00	400.00 - 420.00	400.00 - 450.00	400.00 - 420.00	400.00 - 560.00
Snake Gourd	330.00 - 400.00	450.00 - 480.00	440.00 - 480.00	420.00 - 480.00	400.00 - 480.00	330.00 - 360.00	320.00 - 450.00	420.00 - 480.00	320.00 - 400.00
Drumstick	200.00 - 300.00	550.00 - 600.00	360.00 - 400.00	400.00 - 450.00	550.00 - 600.00	240.00 - 260.00	300.00 - 400.00	320.00 - 460.00	280.00 - 320.00
Luffa	240.00 - 300.00	360.00 - 400.00	340.00 - 400.00	350.00 - 400.00	340.00 - 400.00	320.00 - 340.00	240.00 - 260.00	320.00 - 360.00	260.00 - 320.00
Long Beans	240.00 - 300.00	320.00 - 400.00	320.00 - 340.00	360.00 - 400.00	280.00 - 360.00	320.00 - 340.00	240.00 - 340.00	240.00 - 280.00	240.00 - 250.00
Ash Plantain	150.00 - 180.00	300.00 - 320.00	300.00 - 320.00	320.00 - 320.00	240.00 - 280.00	240.00 - 260.00	200.00 - 220.00	230.00 - 260.00	160.00 - 240.00
Green Chillies	320.00 - 400.00	560.00 - 600.00	500.00 - 600.00	550.00 - 600.00	500.00 - 600.00	600.00 - 600.00	540.00 - 600.00	560.00 - 600.00	550.00 - 600.00
Lime	550.00 - 700.00	700.00 - 800.00	900.00 - 900.00	800.00 - 900.00	700.00 - 800.00	700.00 - 800.00	600.00 - 700.00	750.00 - 800.00	600.00 - 800.00
<i>Root Crops</i>									
Sweet Potato	130.00 - 160.00	230.00 - 260.00	200.00 - 240.00	260.00 - 260.00	230.00 - 260.00	180.00 - 220.00	140.00 - 200.00	200.00 - 240.00	240.00 - 260.00
Manioc	140.00 - 160.00	220.00 - 230.00	220.00 - 240.00	220.00 - 240.00	200.00 - 240.00	240.00 - 240.00	160.00 - 200.00	200.00 - 230.00	200.00 - 240.00
<i>Leafy Vegetable</i>									
Mukunuwenna	60.00 - 60.00	80.00 - 80.00	70.00 - 70.00	80.00 - 80.00	80.00 - 80.00	80.00 - 80.00	50.00 - 50.00	80.00 - 80.00	60.00 - 60.00
Kankun	60.00 - 60.00	80.00 - 80.00	70.00 - 70.00	80.00 - 80.00	80.00 - 80.00	80.00 - 80.00	50.00 - 50.00	80.00 - 80.00	80.00 - 80.00
Gotukola	120.00 - 120.00	150.00 - 150.00	130.00 - 150.00	150.00 - 150.00	140.00 - 150.00	150.00 - 160.00	120.00 - 120.00	120.00 - 120.00	120.00 - 120.00
<i>Coconut</i>									
Large	145.00 - 150.00	150.00 - 160.00	150.00 - 160.00	150.00 - 160.00	150.00 - 160.00	150.00 - 160.00	150.00 - 170.00	155.00 - 170.00	150.00 - 170.00
Small	120.00 - 130.00	130.00 - 140.00	130.00 - 140.00	130.00 - 140.00	130.00 - 140.00	130.00 - 140.00	120.00 - 135.00	120.00 - 135.00	120.00 - 135.00

Annex 03 - Colombo Markets: Retail Prices of Fruits (Rs/fruit)

Week 44: 25 - 31 Oct 2024

30

CROP	PELIYAGODA	MAHARAGAMA	KIRULAPONE	NUGEGODA	NARAHENPITA	DEMATAGODA	THOTALANGA	KADAWATHA	KIRIBATHGODA
<i>Plantain</i>									
Ambul (Rs/Kg)	150.00 - 200.00	180.00 - 250.00	200.00 - 250.00	220.00 - 240.00	180.00 - 240.00	150.00 - 160.00	140.00 - 150.00	140.00 - 200.00	180.00 - 200.00
Kolikuttu (Rs/Kg)	300.00 - 350.00	380.00 - 400.00	400.00 - 400.00	350.00 - 350.00	350.00 - 400.00	350.00 - 400.00	300.00 - 350.00	380.00 - 400.00	300.00 - 350.00
Seeni (Rs/Kg)	150.00 - 200.00	200.00 - 250.00	220.00 - 240.00	200.00 - 250.00	200.00 - 230.00	150.00 - 200.00	150.00 - 200.00	180.00 - 200.00	170.00 - 200.00
Anamalu	36.00 - 40.00	42.00 - 48.00	50.00 - 50.00	37.00 - 50.00	42.00 - 50.00	40.00 - 42.00	42.00 - 42.00	42.00 - 45.00	40.00 - 42.00
Ambun	50.00 - 60.00	60.00 - 68.00	70.00 - 70.00	70.00 - 70.00	60.00 - 70.00	50.00 - 56.00	56.00 - 60.00	60.00 - 60.00	60.00 - 60.00
<i>Pineapple</i>									
Large	450.00 - 450.00	650.00 - 650.00	650.00 - 650.00	580.00 - 580.00	650.00 - 650.00	600.00 - 600.00	520.00 - 550.00	520.00 - 580.00	550.00 - 650.00
Medium	350.00 - 350.00	500.00 - 520.00	440.00 - 500.00	450.00 - 450.00	440.00 - 500.00	500.00 - 500.00	400.00 - 450.00	400.00 - 450.00	450.00 - 500.00
Small	280.00 - 280.00	400.00 - 400.00	400.00 - 400.00	360.00 - 360.00	400.00 - 400.00	400.00 - 400.00	350.00 - 350.00	320.00 - 360.00	400.00 - 400.00
<i>Mango</i>									
Betti	-	-	-	-	-	-	-	-	-
Karthakolomban	200.00 - 250.00	260.00 - 260.00	260.00 - 300.00	250.00 - 260.00	230.00 - 250.00	-	150.00 - 160.00	200.00 - 200.00	170.00 - 170.00
Vilad	90.00 - 100.00	-	100.00 - 110.00	140.00 - 150.00	100.00 - 110.00	-	-	110.00 - 110.00	80.00 - 90.00
Kohu	-	-	-	-	-	-	-	-	-
<i>Other Fruits</i>									
Wood Apple	20.00 - 26.00	56.00 - 60.00	60.00 - 65.00	60.00 - 60.00	36.00 - 40.00	36.00 - 40.00	30.00 - 40.00	30.00 - 40.00	36.00 - 40.00
Orange	110.00 - 120.00	150.00 - 160.00	160.00 - 160.00	150.00 - 150.00	140.00 - 150.00	-	-	-	120.00 - 140.00
Avocado	300.00 - 400.00	-	330.00 - 330.00	300.00 - 330.00	400.00 - 400.00	-	-	-	220.00 - 220.00
Slime Apple	120.00 - 120.00	-	100.00 - 160.00	160.00 - 160.00	100.00 - 110.00	-	-	-	-
Grapes (Rs/Kg)	1400.00 - 1400.00	2000.00 - 2200.00	2000.00 - 2300.00	2200.00 - 2300.00	1800.00 - 2000.00	2000.00 - 2100.00	2000.00 - 2000.00	2000.00 - 2000.00	1800.00 - 2000.00
Papaw (Rs/Kg)	120.00 - 150.00	220.00 - 250.00	200.00 - 250.00	200.00 - 200.00	180.00 - 220.00	150.00 - 160.00	100.00 - 150.00	130.00 - 150.00	100.00 - 100.00
Passion	50.00 - 55.00	-	70.00 - 80.00	75.00 - 75.00	65.00 - 70.00	-	60.00 - 70.00	80.00 - 80.00	80.00 - 80.00
King Coconut	150.00 - 180.00	160.00 - 180.00	180.00 - 180.00	170.00 - 180.00	180.00 - 180.00	150.00 - 160.00	120.00 - 130.00	150.00 - 160.00	150.00 - 160.00

Annex 04 - Colombo Markets: Retail Prices of Sea Fish and Dried Fish (Rs/kg)

Week 44: 25 - 31 Oct 2024

31

CROP	PELIYAGODA	MAHARAGAMA	KIRULAPONE	NUGEGODA	NARAHENPITA	DEMATAGODA	THOTALANGA	KADAWATHA	KIRIBATHGODA
<i>Sea Fish</i>									
Salaya	360.00 - 450.00	560.00 - 560.00	600.00 - 700.00	700.00 - 700.00	560.00 - 560.00	500.00 - 560.00	400.00 - 420.00	400.00 - 520.00	500.00 - 520.00
Hurulla	900.00 - 1000.00	-	-	1000.00 - 1000.00	-	800.00 - 800.00	-	800.00 - 800.00	-
Balaya	1000.00 - 1100.00	-	1500.00 - 1500.00	-	-	-	1000.00 - 1000.00	1200.00 - 1200.00	1400.00 - 1400.00
Kelawalla	1450.00 - 1550.00	2400.00 - 2400.00	2000.00 - 2000.00	2600.00 - 2800.00	2600.00 - 2600.00	2200.00 - 2200.00	2000.00 - 2000.00	2400.00 - 2400.00	2400.00 - 2400.00
Thora	2200.00 - 2850.00	3200.00 - 3200.00	3600.00 - 3600.00	3200.00 - 3600.00	4000.00 - 4000.00	2400.00 - 2600.00	3200.00 - 3200.00	3200.00 - 3200.00	3600.00 - 3600.00
Paraw	1450.00 - 1500.00	2400.00 - 2400.00	1800.00 - 2000.00	2600.00 - 2800.00	2600.00 - 2600.00	2000.00 - 2000.00	1600.00 - 1600.00	1600.00 - 1600.00	-
Mora	-	-	-	-	-	-	-	-	-
Shrimps Small	2100.00 - 2200.00	1800.00 - 1920.00	2200.00 - 2200.00	1800.00 - 2000.00	-	1800.00 - 1800.00	2000.00 - 2200.00	2100.00 - 2200.00	1960.00 - 2000.00
Talapath	2100.00 - 2500.00	2800.00 - 2800.00	3000.00 - 3200.00	3000.00 - 3000.00	2900.00 - 2900.00	2600.00 - 2800.00	2800.00 - 3000.00	3000.00 - 3200.00	3000.00 - 3000.00
<i>Eggs (Rs/egg)</i>									
Brown	41.00 - 41.00	40.00 - 41.00	40.00 - 41.00	40.00 - 40.00	40.00 - 40.00	40.00 - 40.00	46.00 - 46.00	46.00 - 46.00	46.00 - 46.00
White	38.00 - 38.00	39.00 - 40.00	40.00 - 40.00	39.00 - 40.00	39.00 - 39.00	39.00 - 39.00	45.00 - 45.00	45.00 - 45.00	45.00 - 45.00
<i>Dried Fish</i>									
Sprats	1600.00 - 1600.00	1800.00 - 2000.00	1800.00 - 2000.00	2000.00 - 2000.00	1600.00 - 1800.00	1800.00 - 2000.00	1800.00 - 2000.00	2000.00 - 2000.00	2000.00 - 2000.00
Kattawa	1400.00 - 1600.00	-	2000.00 - 2200.00	2200.00 - 2200.00	1800.00 - 2000.00	2000.00 - 2000.00	2000.00 - 2000.00	2000.00 - 2200.00	2200.00 - 2200.00
Thora	-	-	-	-	-	-	-	-	-
Mora	2000.00 - 2400.00	2400.00 - 2600.00	2400.00 - 2600.00	2600.00 - 2600.00	2400.00 - 2400.00	2400.00 - 2400.00	2400.00 - 2500.00	2400.00 - 2600.00	2400.00 - 2500.00
Balaya	1400.00 - 1500.00	-	1800.00 - 1800.00	1600.00 - 1800.00	1800.00 - 1800.00	1600.00 - 1600.00	1800.00 - 1800.00	1600.00 - 1600.00	1800.00 - 1800.00
Anguluwa	1800.00 - 2000.00	2000.00 - 2200.00	2400.00 - 2400.00	2400.00 - 2400.00	2400.00 - 2400.00	2200.00 - 2400.00	2200.00 - 2400.00	2200.00 - 2200.00	2400.00 - 2500.00
Salaya	800.00 - 800.00	1000.00 - 1000.00	1000.00 - 1000.00	800.00 - 1000.00	800.00 - 1000.00	1000.00 - 1000.00	1000.00 - 1000.00	900.00 - 1000.00	1000.00 - 1000.00
<i>Meat</i>									
Beef (without Bones)	2400.00 - 2400.00	2300.00 - 2300.00	2600.00 - 2600.00	2500.00 - 2500.00	2400.00 - 2400.00	2500.00 - 2500.00	2400.00 - 2400.00	2600.00 - 2600.00	2600.00 - 2600.00
Chicken (Broiler)	1050.00 - 1050.00	1130.00 - 1130.00	1080.00 - 1080.00	1080.00 - 1080.00	1050.00 - 1050.00	1000.00 - 1000.00	1050.00 - 1050.00	1120.00 - 1150.00	1180.00 - 1190.00
Chicken (Curry)	1050.00 - 1050.00	1130.00 - 1130.00	1150.00 - 1150.00	1150.00 - 1150.00	1050.00 - 1050.00	950.00 - 950.00	1050.00 - 1050.00	1120.00 - 1150.00	1180.00 - 1190.00
Mutton	3400.00 - 3400.00	3300.00 - 3300.00	3400.00 - 3400.00	3300.00 - 3300.00	3600.00 - 3600.00	3300.00 - 3300.00	3300.00 - 3300.00	3600.00 - 3600.00	3600.00 - 3600.00
Pork	1300.00 - 1300.00	1200.00 - 1200.00	1300.00 - 1300.00	1300.00 - 1300.00	-	-	-	1200.00 - 1200.00	1300.00 - 1300.00

Annex 05 : Food Composition of Selected Food Commodities

Commodity	Energy (kcal/100g)	Protein (g/100g)	Total fat (g/100g)	Retinol Eq (µ g/100g)	Vit B2 (mg/100g)	Vit B6 (mg/100g)	Folate (µg/100g)	Vit C (mg/100g)	Calcium (mg/100g)	Magnesium (mg/100g)	Iron (mg/100g)	Zinc (mg/100g)
Rice												
Rice - (white Kekulu - normal)	361	9.88	1.52	-	0.03	0.09	10.67	-	6.94	26.29	1.22	1.5
Rice - (white Kekulu Samba)	355	8.81	1.53	-	0.03	0.09	8.11	-	9.82	30.48	0.92	1.7
Rice - (Red Kekulu - normal)	366	8.64	2.12	-	0.05	0.1	8.39	-	4.73	31.7	0.88	1.84
Rice -Samba	369	6.86	2.45	-	0.05	0.13	12.79	-	8.71	37.26	1.18	1.49
Rice - Nadu White	366	7.76	1.48	-	0.03	0.12	9.35	-	4.57	20.1	0.64	1.61
Dried chilies												
	233	12.68	6.41	437	0.84	0.42	46.83	NA	107	231	5.39	1.65
Onion												
Big onions	48	1.67	0.24	0.16	0.01	0.1	32.99	7.58	14.82	16.94	0.45	0.25
Red onions	55	2.13	0.15	0.18	0.02	0.13	30.15	14.26	20.37	19.32	0.31	0.28
Potatoes												
	71	1.67	0.25		0.01	0.09	14.31	20.5	9.83	23.84	0.46	0.29
Pulses												
Green gram	290	21.97	0.93	19.5	0.28	0.33	135	NA	98.96	146	4.15	2.86
White cowpea	320	21.25	1.14	1.36	0.09	0.26	249	NA	84.1	213	5.04	3.57
Red cowpea	320	20.24	1.08	0.96	0.11	0.27	273	NA	81.83	194	4.95	3.4
Red Dhal	319	23.09	0.77	1.06	1.6	0.22	55	NA	41.27	66.63	7.45	3.34
Vegetables												
Beans	46	3.95	0.15	6.64	0.1	0.3	45.2	7.02	35.68	45.56	0.7	0.59
Carrot	30	0.85	0.45	1240	0.03	0.1	24.71	5.93	27.65	11.7	0.59	0.25
Leeks	30	1.74	0.49	18.56	0.02	0.19	42.63	4.65	29.28	11.77	1.49	0.43
Beetroot	31	2.12	0.15	1.52	0.01	0.09	108	4.51	20.29	34.88	0.77	0.29
Knolkhol	16	1.69	0.34		0.05	0.19	12.7	77.64	40.09	19.35	0.23	0.18
Radish	29	0.75	0.11		0.02	0.09	18.09	12.13	35.64	13.56	0.38	0.16
Cabbage	21	1.35	0.14	3.35	0.05	0.14	52.66	29.62	56.85	18.47	0.33	0.16

Tomatoes	20	0.88	0.56	165	0.03	0.09	20.16	25.58	9.69	14.93	0.31	0.12
Ladies fingers	26	2.06	0.19	12.41	0.08	0.28	70.62	24.48	92.26	55.23	0.96	0.44
Brinjal (Pandora Striped)	29	1.49	0.31	23	0.12	0.09	30.99	1.49	18.95	18	0.32	0.19
Brinjal (Chinese eggplant)	24	1.28	0.33	16.83	0.12	0.11	32.94	3.37	14.4	21.18	0.28	0.16
Capsicum	23	1.22	0.34	38.96	0.03	0.29	28.65	49.63	12.65	11.21	0.21	0.31
Pumpkin (Common)	31	0.86	0.3	30.41	0.02	0.09	17.72	8.73	18.75	9.93	0.49	0.25
Cucumber	19	0.98	0.24	0.58	0.01	0.08	19.66	4.08	22.1	18.22	0.67	0.21
Bitter gourd	19	1.47	0.23	55.08	0.05	0.06	53.1	46.89	25.19	35.81	1.75	0.26
Snake gourd (Dark green)	11	0.82	0.25	10.41	0.03	0.12	18.09	3.54	26.83	25.84	0.41	0.11
Snake gourd (Pale green)	11	0.89	0.25	5.14	0.03	0.07	16.52	2.85	27.11	21.77	0.47	0.2
Drumstick	30	2.48	0.12	3.13	0.06	0.12	60.48	92.33	22.27	28.51	0.5	0.26
Watakolu	12	0.86	0.15	59.33	0.01	0.07	25.48	6.41	14.67	14.01	4.42	0.45
Long beans	24	3.36	0.3	-	0.06	0.11	99.98	8.93	44.22	33.17	1.01	0.08
Ash Plantain	76	2.84	0.56	0.06	0.02	0.07	6.82	4.49	5.19	22.55	0.39	0.21
Green chillies	39	2.28	0.76	38.16	0.08	0.25	21.29	98.61	20.25	36.91	1.25	0.29
Limes	26	0.66	0.26	0.36	0.01	0.05	12.1	38.05	26	15.25	0.12	0.05
Kekiri	17	1.01	0.25	0.76	0.01	0.07	17.34	8.07	25.72	26.2	0.63	0.22
Ash pumpkin (Ash guord)	18	0.8	0.15		0.01	0.15	14.17	9.14	19.27	23.62	0.48	0.13
Cho-Cho	19	0.58	0.12	0.3	0.04	0.07	63.81	23.76	20.55	13.02	0.49	0.12
Thalana batu (Little prince)	21	1.28	0.39	24.33	0.12	0.09	38.63	2.4	12.38	19.62	0.31	0.22
Thalana batu (Thai eggplant)	21	1.45	0.26	18.33	0.11	0.09	31.18	2.71	17.24	37.22	0.37	0.24
Thibbatu	61	1.66	1.96	15.89	0.03	1.02	72.39	10.8	105	57.46	1.06	0.59
Kohila yams	27	0.64	0.16	1.72	0.01	0.14	4.64	1.67	52.33	33.95	0.61	1.62
Kehel muwa	19	1.36	0.63	4.27	0.02	0.12	40.51	8.16	35.09	31.43	0.38	0.39
Ambaralla	37	0.73	0.44	3.36	0.01	0.1	44.49	35.51	20.7	9.28	0.7	0.12
Mango	50	0.75	0.09	14.5	0.02	0.14	34.89	91.63	28.56	17.74	0.5	0.09
Mushroom	27	2.54	0.42	-	0.15	0.13	7.81	11.56	0.9	14.42	1.32	0.79
Dambala	21	1.84	0.2	38.74	0.08	0.4	33.69	19.82	68.24	31.38	1.2	0.44
Coconuts nuts	390	3.67	39.92	-	0.05	0.11	14.86	-				

Root Crop												
Sweet potato	108	1.27	0.33	NA	0.04	0.09	14.44	22.2	28.93	21.05	0.51	0.14
Manioc	78	0.92	0.19	NA	0.07	0.2	0.1	1.95	25.31	19.08	19.78	23.73
Nelum ala/Lotus root	79	1.94	0.93	NA	0.05	0.19	26.49	26.63	37.71	26.58	3.34	0.35
Kiriala	87	3.96	0.15	1.19	0.03	0.16	20.17	2.71	30.79	41.52	0.6	0.42
Iniala	103	3.2	0.3	33.14	0.01	0.22	22.19	13.03	40.99	28.98	1.31	0.29
Leafy Vegetables												
Mukunuwanna	28	3.15	0.55	92.25	0.09	0.27	96.14	3.24	135	45.38	1.7	1.03
Gotukola	15	0.64	0.47	226	0.07	0.23	70.11	6.74	96.31	41.42	1.25	0.66
Kankun	15	0.47	0.37	1614	0.08	0.4	33.69	19.82	49.21	18.35	1.32	0.44
Kathurumurunga	70	8.01	1.35	2097	0.33	0.22	120	121	901	96.64	4.36	0.53
Nivithi	22	2.2	0.47	959	0.06	0.11	74.05	10.26	163	61.37	1.49	0.67
Thampala	32	3.55	0.72	1474	0.21	0.22	74.27	82	258	209	3.5	1.4
Sarana	20	2.42	0.21	1149	0.03	0.13	58.54	9.89	59.57	42.93	0.13	0.75
Kohila leaves	33	4.1	0.83	300	0.02	0.17	56.76	5.56	19.5	20.32	0.25	0.3
Onion leaves	27	2.01	0.26	NA	0.04	0.18	56.8	23.38	35.21	74.95	3.15	0.77
Cabbage leaves	30	3.63	0.27	8.66	0.05	0.24	63.46	40.76	170	18.47	2.67	0.35
Salad leaves	19	1.05	0.24	NA	0.1	0.06	37.48	11.64	58.23	36.89	2.07	0.27
Cauliflower	23	2.09	0.48	0.14	0.06	0.11	46.67	50.17	22.44	18.52	0.76	0.27
Jackfruit pods	25	2.14	0.34	NA	0.03	0.04	30.7	24.77	37.32	26.08	0.3	0.17
Jackfruit seeds	77	5.66	0.44	NA	0.02	0.08	58.91	15.24	40.87	50.14	0.52	0.42
Meat												
Chicken	176	23.14	9.24	6.88	0.07	0.49	10.09	-	15.06	20.18	0.75	0.64
Beef	160	23.3	7.45	2.15	0.08	0.32	1.93	-	4.8	28.54	2.41	3.31
Mutton	138	20.37	6.23	2.7	0.13	0.28	1.73	-	7.58	19.5	1.62	5.05
Pork	161	18.83	9.5	1.9	0.09	0.28	8.15	-	6.58	8.9	0.79	0.8
Fish												
Balaya	96	21.28	1.12	21.01	0.15	0.12	7.89		6.45	26.02	0.68	0.46
Seer	136	22.28	5.18	81.9	0.07	0.16	15.45		9.85	36.73	0.41	0.74

Shark	95	21.6	0.83	1.11	0.04	0.11	8.57	8.44	32.58	0.41	0.74
Paraw	87	20.02	0.7	1.49	0.02	0.16	6.77	8.17	31.68	0.67	0.41
Thalapath	91	16.04	2.88	12.03	0.1	0.13	78.22	7.64	24.89	0.71	0.67
Kelawalla	109	21.47	2.55	15.95	0.17	0.73	77.39	13.35	33.82	0.68	0.64
Haedaella	87	19.88	0.78	12.18	0.04	0.06	11.7	36.6	53	0.54	0.65
Hurulla	88	17.08	2.18	10.02	0.14	1.66	61.66	103	35.45	1.24	1.05
Karalla / Katuwalla	97	21.8	1.06	1.25	0.02	0.1	14.38	37.06	39.05	0.24	0.42
Kumbala / Angila	101	21.51	1.53	16.34	0.1	0.1	7.13	31.27	37.46	1.46	0.67
Salaya / Sudaya	100	19.5	2.39	15.41	0.18	1.39	60.87	435	42.83	1.4	2.3
Theppli / Telapiya /Korali	83	18.48	1.08	17.14	0.18	0.18	8.29	99.39	24.96	2.84	0.88
Prawns	65	14.85	0.56	1.24	0.03	0.1	15.37	37.81	30.5	0.73	1.1
Crabs	45	10	0.55	8.33	0.14	0.18	13.83	37.81	45.93	0.73	1.1
Cuttle fish	76	16.82	0.93	1.93	0.02	0.04	6.22	8.73	35.46	0.62	1.3
Linna	112	20.3	3.37	15.78	0.23	0.68	59.78				
Coppara	97	22.89	0.56	21.51	0.04	0.12	8.08	7.2	30.08	1.2	0.58
Ray (Maduwa)	97	23.98	0.68	7.55	0.02	0.21	25.59	9.16	24.61	0.74	0.44

Dried Fish

Dried sprats	259	51.16	5.92	12.83	0.25	0.62	438	1178	162	3.06	4.2
Dried keeramin	311	49.6	12.42	12.92	0.13	2.41	144	555	166	2.58	3.19
Dried thalapath	289	54.68	8.04	9.38	0.04	0.43	97.8	62.75	110	1.96	1.45
Dried katta	275	50.04	8.31	2.48	0.03	0.35	80.4	86.55	92.17	1.47	1.16
Dried balaya	282	63.79	3.37	14.32	0.12	1.98	213	83.48	83.45	3.6	1.44
Dried shark / keelan	267	55.03	5.25	10.31	0.04	0.32	187	42.24	92.94	1.48	0.66

Eggs

Hen eggs (Country)	170	13.14	13	208	0.08	0.18	54.6	50.14	11.04	1.64	1.12
Hen eggs (Table)	135	13.55	9.03	200	0.19	0.19	49.46	63.3	12	2.39	1.73
Quail eggs	153	12.39	11.46	153	0.11	0.17	54.86	60.67	11.21	2.55	1.51

Fruits

Banana Embul	109	1.11	1.09	9.68	0.05	0.64	32.98	13.61	9.39	25.67	0.51	0.23
Anamaalu	102	1.04	0.72	16.4	0.04	0.65	21.07	3.66	8.06	27.02	0.51	0.23

Koli kuttu	107	1.38	0.34	8.8	0.03	0.47	18.12	7.71	8.56	38	0.32	0.14
Pineapple	37	0.41	0.17	5.76	0.04	0.12	17.86	39.36	10.37	10.71	0.3	0.09
Papaya	26	0.42	0.16	171	0.11	0.04	54.85	48.62	16.77	8.9	0.23	0.08
Mangoes (Karthakolomban)	79	0.8	0.92	259	0.01	0.1	35.52	17.74	3.12	6.72	0.1	0.08
Mangoes (Vilad)	44	0.76	0.58	146	0.05	0.26	67.6	29.97	16.93	14.79	0.65	0.19
Apple	62	0.29	0.64	0.36	0.02	0.08	3.43	2.9	3.12	6.72	0.1	0.08
Avacado	144	2.95	13.86	2	0.08	0.18	67.17	9.36	28.48	48.14	0.81	0.75
Wood apple	78	3.09	3.62	0.46	0.01	0.14	6.07	13.58	59.15	25.16	0.45	0.32
Orange	46	1.07	0.37	23.44	0.01	0.28	14.46	20.19	31.18	20.36	0.81	0.35
Guava	39	1.53	0.38	19.67	0.01	0.11	25.24	30.88	6.59	12.02	0.53	0.33
Grapes	49	0.95	10.69	3.22	0.04	0.1	7.07	20.51	7.27	6.86	0.28	0.07
Melon	19	0.65	0.16	130	0.02	0.11	6	8.24	4.05	9.76	0.15	0.1

Source: Sri Lanka Food Composition Tables, Ministry of Health - 2021.

Price Collecting Areas





HARTI



Ministry of Agriculture

**Food Systems and Market Research Division & Data Management Division
Hector Kobbekaduwa Agrarian Research and Training Institute**

No. 114, Wijerama Mawatha, Colombo 07.

Phone: 011-2696981 Fax: 011-2682283

E-mail: mfpaharti@yahoo.com

Web: www.harti.gov.lk

www.mobilink.lk

**දෛනික චිළචිචි තොග මිල,
ජංගම දුරකථනයෙන්**

හෙක්ටර් කොච්චිකඩුව ගොවි කරියතු පර්යේෂණ
හා පුහුණුධර්මේ ආයතනය අනුමුතයෙන්

**මොබිටෙල්
ජංගම
මිල දර්ශනය**

ජාතික ජංගම දුරකථන ජාලයෙන්

6666
අමතන්න.

මොබිටෙල් අද මිල - අත දෙස
මොබිටෙල් ජංගම දුරකථන ජාලයෙන්
චිළචිචි තොග මිල දර්ශනය.

විකාසයාට රු.2/-
විකාසයාට රු.2/-