

## RETAIL MARKET AT A GLANCE

### Summary

#### Rice/Paddy

Due to limited stock in the market, retail prices of all the rice varieties have increased. The price ranged of keeri samba recorded as Rs.260.00-280.00/kg and it was Rs.230.00-250.00/kg for nadu grade I. The average farm gate prices of major paddy varieties in some major paddy producing areas have varied marginally over the previous week.

(Page No.01)

#### Other Field Crops

Retail price of imported dried chilies has increased by Rs.29.00/kg and price ranged Rs.750.00 - 1100.00/kg. Due to limited stock in the market, the retail prices of sinnan, vedalan and imported red onion have increased by Rs.23.00/kg, Rs.4.00/kg and Rs.6.00/kg respectively. In line with wholesale prices, the retail prices of Welimada , Nuwara Eliya and imported potatoes have increased by Rs.35.00/kg , Rs.16.00/kg and Rs.6.00/kg and price ranged Rs.320.00 -Rs.380.00 /kg, Rs.360.00-480.00/kg and Rs.200.00- 260.00/kg respectively.

(Page No.01-03)

#### Vegetables

Retail prices of most of the vegetable varieties increased in line with the upward wholesale trend. In up-country vegetables, the highest price increase was reported for beans at Rs.120.00/kg, followed by beetroot at Rs.30.00/kg. Low-country vegetables also have shown notable price increments for drumstick as Rs.92.00/kg and Rs.52.00/kg for cucumber. Bitter gourd (Rs.27.00/kg) and long beans (Rs.24.00 /kg) led to a slight price increase. Significant changes were observed for lime which rose by Rs.164.00/kg compared to last week but showed a 48% price drop compared to last year.

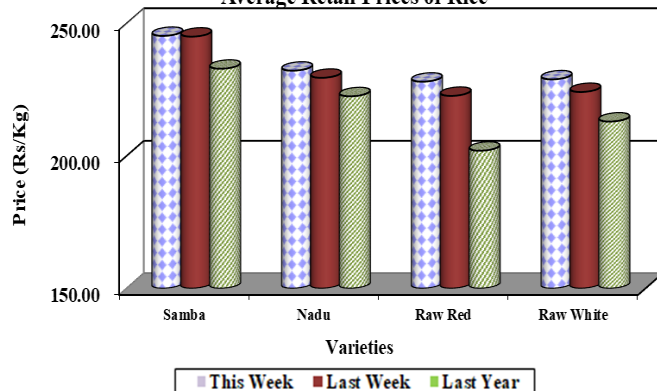
(Page No.04-05)

#### Coconut

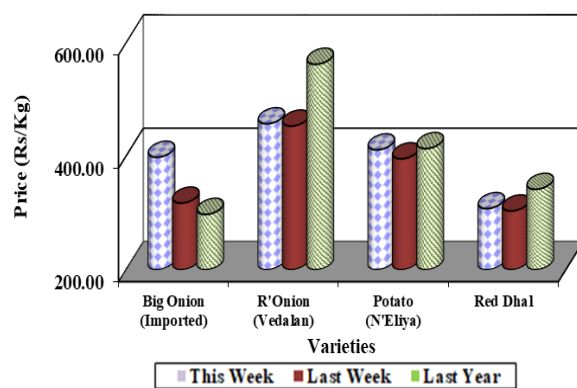
Prices of large nuts showed a slight increase by Rs.3.00/nut. Price ranges were Rs.150.00-170.00 for a large nut and Rs.120.00-140.00 for a small nut.

(Page No.05)

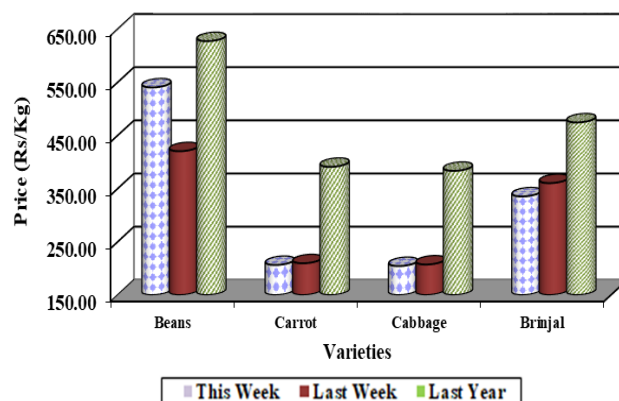
Average Retail Prices of Rice



Average Retail Prices of Other Field Crops



Average Retail Prices of Vegetables



**Rice**

**Wholesale**

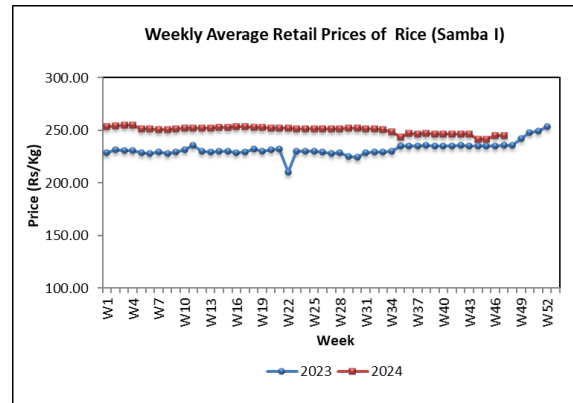
Price of nadu grade I, nadu grade II and raw red, raw white have increased in the range of 1%-2% and price ranged Rs.228.00-235.00/kg, Rs.220.00-225.00 and Rs.215.00-225.00/kg, 220.00-230.00/kg. Prices of all other local and imported rice varieties have not increased significantly.

Compared to same period of last year, price of most rice varieties have seen price increases, the highest price increase was recorded of 19% for red raw rice. The price of keeri samba has decreased by 19%.

**Retail**

Due to limited stock in the market, retail prices of all the rice varieties have increased. Highest price increased of Rs.5.00/kg were recorded for raw red and raw white. The retail prices of nadu grade I and nadu grade II have increased by Rs.3.00/kg.

Compared to the same period of last year, the retail prices of all the rice varieties have increased with the highest price increase of 13% recorded for raw red.



**Paddy**

The average farm gate prices of major paddy varieties in some major paddy-producing areas have varied marginally over the previous week. The average price of long grain (red) has increased significantly in the Matara and Hambantota regions.

Compared to the same time period last year, the average prices of short grain (samba) and long grain (white and red) have risen in the major producing areas. However, the average price of keeri samba has reduced by 12% to 17%.

**Dried Chilies**

**Wholesale**

Price of imported dried chilies has not increased significantly and price ranged Rs.650.00-700.00/kg.

Compared to same period of last year, current whole sale price of imported dried chilies has decreased by 35%.

**Retail**

Retail price of imported dried chilies has increased by Rs.29.00/kg and price ranged Rs.750.00 - 1100.00/kg.

Compared to the same period of last year, the current retail price of imported dried chilies has decreased by 30%.

**Onion**

**Wholesale**

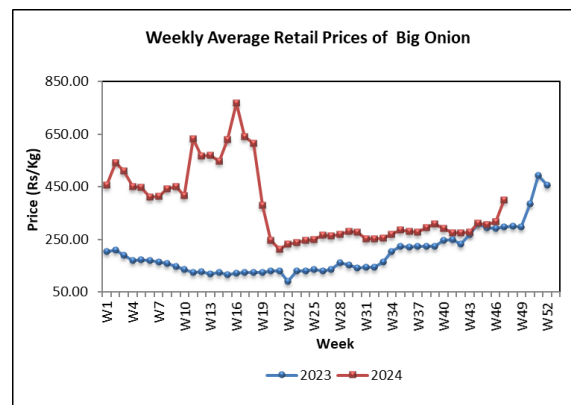
Price of sinnan red onion have increased by 7% due to unavailability of sufficient stocks and price ranged Rs.220.00-300.000/kg. Price of imported red onion has increased by 3% and price ranged Rs.350.00-380.00/kg. Price of imported big onion has increased by 7% due to increased imported cost and price ranged Rs.210.00-340.00/kg.

Compared to same period of last year, current whole sale prices of imported red onion has decreased by 18% while price of imported big onion has increased by 38%.

**Retail**

Due to limited stock in the market, the retail prices of sinnan, vedalan and imported red onion have increased by Rs.23.00/kg, Rs.4.00/kg and Rs.6.00/kg respectively.

Due to limited supply of local stock, the retail prices of imported and local big onion have increased by Rs.81.00/kg and Rs.36.00/kg respectively.



Compared to the same period of last year, the current retail prices of vedalan and imported red onion have decreased by 19% and 14% and imported big onion has increased by 30%.

**Potato**

**Wholesale**

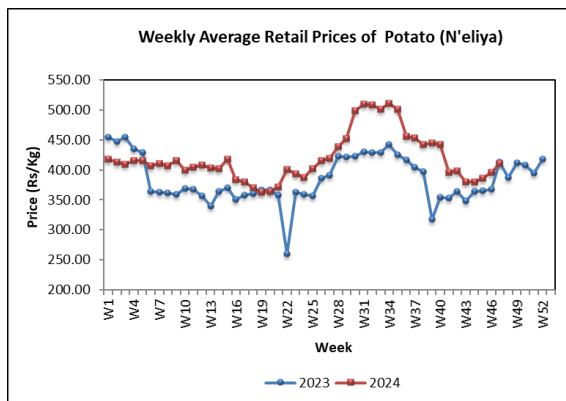
Price of Welimada and Nuwara Eliya potatoes have increased in the range of 11%-12% due to unavailability of sufficient stocks and price ranged Rs.230.00-260.00/kg and Rs.280.00-290.00/Kg. Price of imported potatoes has increased by 10% due to availability of

high-quality stocks from Iran and price ranged Rs.145.00-200.00/Kg.

Compared to same period of last year, current whole sale prices of all the potatoes varieties have decreased in the range of 4%-13%.

### Retail

In line with wholesale prices, the retail prices of Welimada , Nuwara Eliya and imported potatoes have increased by Rs.35.00/kg , Rs.16.00/kg and Rs.6.00/kg and price ranged Rs.320.00 -Rs.380.00 /kg, Rs.360.00-480.00/kg and Rs.200.00-260.00/kg respectively.



Compared to the same period of last year, the current retail prices of Welimada and imported potatoes have increased by 8% and 2% and the retail price of Nuwara Eliya potato has decreased slightly.

### Pulses

#### Wholesale

Prices of green gram, white cowpea and red cowpea have decreased by in the range of 4%-5% due to availability of sufficient stocks and price ranged 500.00-600.00/kg, Rs.520.00-650.00 and Rs.500.00-650.00/kg.

Compared to same period of last year, current whole sale price of all pulses varieties have decreased in the range of 6%-43%.

#### Retail

Retail prices of white cowpea and red cowpea have decreased by Rs.13.00/kg and Rs.12.00/kg respectively. Price ranged of Rs.760.00-1000.00/kg was recorded for both white and red cowpea. Retail price of green gram was decreased by Rs.5.00/kg and retail price of red dhal has increased by Rs.4.00/kg.

Compared to the same period of last year, the current retail prices of all types of pulses have decreased with the highest price decrease of 27% recorded for white cowpea.

**Vegetable**

**Wholesale**

Prices of most of the vegetables have increased due to decrease supply from major producing areas.

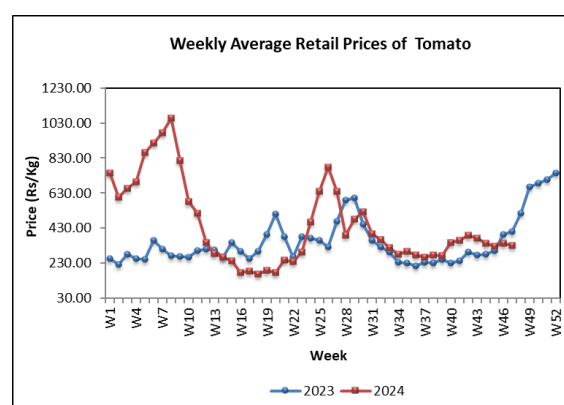
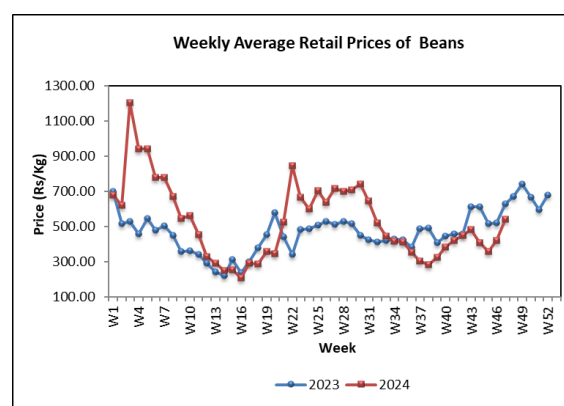
Most of the upcountry vegetable prices are decreased, specifically, leeks and carrot prices reported highest as 34% and 25%, due to increase supply from major producing areas. Similarly, cabbage and radish prices are dropped by 2%-5%. However, beetroot, beans and knol-khol prices rose significantly with decreased supply. Further, price of tomato decreased by 18% while price of capsicum has increased by 11%.

Low-country vegetables experienced price hikes, particularly for cucumber (40%), drumstick (38%) ladies fingers (38%) and luffa (27%), due to decreased supply. However, with increased availability, brinjal prices dropped by 18% and ash plantain by 9%. In addition, price of lime increased by 12% while price of green chilli prices declined by 11%.

Compared to the previous years, most vegetable prices have decreased, with cabbage reported the highest as 66%.

**Retail**

Retail prices of most of the vegetable varieties increased in line with the upward wholesale trend. In up-country vegetables, the highest price increase was reported for beans at Rs.120.00/kg, followed by beetroot at Rs.30.00/kg. Meanwhile, the price of knolkhol increased by Rs.25.00/kg. While carrot and leeks prices showed a slight decline when compared with the previous week. Capsicum showed a distinguished price increase of Rs.96.00/kg.



Low-country vegetables have shown notable price increments for drumsticks as Rs.92.00/kg and Rs.52.00/kg for cucumber. Bitter

gourd (Rs.27.00/kg) and long beans (Rs.24.00 /kg) led to a slight price increase.

Significant changes were observed for lime which rose by Rs.164.00/kg compared to last week but showed a 48% price drop compared to last year. However, green chilies showed a slight price drop.

Compared to the same period of last year, prices of most of the varieties have decreased while a notable price drop was reported for lime at 48%.

#### **Coconut Wholesale**

Prices of both large and small nuts have decreased by 3%. Price ranges were Rs. 140.00- 150.00 for a large nut and Rs. 110.00-130.00 for a small nut.

Compared to the same period of last year, the current wholesale prices of large and small nuts have increased by 40% and 34% respectively.

#### **Retail**

Prices of large nuts showed a slight increase by Rs.3.00/nut. Price ranges were

Rs.150.00-170.00 for a large nut and Rs.120.00-140.00 for a small nut.

Compared to the same period of last year, prices of large nuts (34%) and small nuts (41%) have increased.

#### **Fruits**

##### **Wholesale**

Wholesale prices for most fruit varieties have risen due to limited supply and high demand. The highest price increase was 133 % recorded for avocado, as the end of the harvest season led to limited supply. Due to insufficient supply in the market, the price of papaw and the price of passion fruit had increased by 73% and 50% respectively.

Due to the sufficient supply, the price of karthakolomban and vilad mango had decreased by 13% and 14% respectively. The price of wood apple, orange and slime apple had increased by 56%, 30% and 21% respectively, due to limited stocks.

Compared to the same period of last year, price of most of fruits varieties have increased with the highest price increase recorded for Avocado at 379%.

**Retail**

Retail price have followed the upward trend of wholesale prices. The steepest rise was for avocado, which increased by Rs.89.00/fruit due to limited stocks at the end of the harvesting season. Price of papaw, passion fruit and orange have increased by Rs.53.00/kg, Rs.25.00/fruit and Rs.27.00/fruit respectively due to limited supply. Among mango varieties, price of karathakolomban and vilad have decreased by Rs.28.00/fruit and Rs.10.00/fruit due to adequate supply. Price of imported grapes (China) have decreased by Rs. 20.00/kg.

Compared to the last year, retail price for most fruits have increased, with the highest rise of 406% recorded for avocado.

**Fresh Fish**

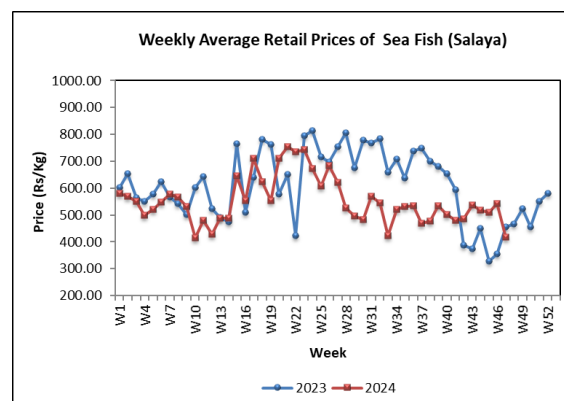
**Wholesale**

Prices of all of the fresh fish types except salaya have increased due to decreased supply, with the highest price increase of (28%) was recorded for kelawalla. Prices for balaya and thora also increased by 8% and 10%. However, price decrease of 17% was noted for salaya due to increased supply.

Compared to the same period of last year, the highest price increase of 107% was reported for hurulla.

**Retail**

With increased wholesale prices, the prices of other fish varieties except salaya have increased. The highest price increase was recorded for balaya by Rs.188.00/kg. Price increase of kelawalla and hurulla has recorded as Rs.125.00/kg and Rs.139.00/kg respectively. The prices of other fish varieties have increased in the range of Rs.11.00-45.00/kg. Price decrease of salaya has recorded as Rs.125.00/kg.



Compared to the same period of last year, the prices of other fish varieties except salaya and shrimps have increased in the range of 2%-78%. The highest price increase was recorded by hurulla.

**Dried Fish**

**Wholesale**

Prices of most of the dried fish types have increased due to limited supply of local dried fish types. The highest price increase of (25%) was reported for sprats. In addition, price of local salaya has increased by 15%. Meanwhile price of local balaya has decreased by 14% due to increased supply.

Compared to the same period of last year the highest price increase of 45% was reported for local salaya.

**Retail**

With increased wholesale prices, the prices of other dry fish varieties except balaya have increased. The highest price increase was recorded for local sprats by Rs.78.00/kg. The price increase of imported sprats has recorded as Rs.61.00/kg. The prices of other dry fish varieties have increased in the range of Rs.28.00-47.00/kg.

Compared to the same period of last year, the prices of other dried fish types except mora, salaya and imported sprats have

decreased. The highest price decrease was recorded by kattawa.

**Eggs**

**Wholesale**

The prices of brown egg and white egg have increased by 5% and 6% respectively, with prices ranging from Rs. 37.00-39.00/egg for brown eggs and Rs.35.00-36.00/egg for white eggs.

Compared to the same period of last year, prices of both brown and white eggs have decreased by 8% and 7% respectively.

**Retail**

The prices of both brown and white egg types have increased. The price range of a white egg has recorded as Rs.36.00-38.00 and the price range of a brown egg has recorded as Rs.38.00-40.00. The average price of the white and brown egg types has recorded as Rs.37.00 and Rs.39.00 respectively.

Compared to the same period of last year, the prices of both egg varieties have decreased in the range of 8%-9%.



## **Meat**

### **Retail**

The prices of other meat types except beef have increased. Price increase of broiler and curry chicken has recorded as Rs.91.00/kg and Rs.49.00/kg respectively. Price decrease of beef has recorded as Rs.11.00/kg and price increase of pork has recorded as Rs.50.00/kg.

Compared to the same period of last year, the price of other meat types except beef and mutton has decreased and the highest price decrease was recorded by curry chicken.

### **EXPLANATORY NOTE**

The Food Commodities Bulletin is a weekly publication containing information relating to wholesale and retail prices of selected food commodities in nine selected markets in and around Colombo and main markets in the major producing areas.

The information is analyzed and presented as prevailing prices, price ranges, averages, and a comparison of weekly prices. The changes in prices reported are always with price prevailed during the previous week unless otherwise stated.

The frequency of collection of wholesale price information is twice a week (i.e., Tuesday and Friday) while with retail prices, it is thrice a week (i.e., Friday, Monday, and Tuesday).

**Table 01: Selected Markets: Wholesale Price of Rice (Rs/50kg bag)**

Week 47: 15 - 21 Nov 2024

LOCATIONS	Rice Varieties													
	Samba 1		Samba 2		Keeri Samba		Nadu 1		Nadu 2		Raw Red		Raw White	
Colombo	11250	11500	10900	11000	12000	13000	11400	11750	11000	11250	10750	11250	11000	11500
Divulapitiya	11500	12000	11150	11200	12350	12500	11500	11700	11200	11300	11000	11100	11100	11200
Kurunegala	11650	11700	11400	11500	12900	13000	-	-	11250	11350	10500	11750	10500	10750
Nikaweratiya	12500	12500	11350	11500	12100	12500	11500	11500	11250	11350	10500	10750	10450	10650
Badulla	11500	11750	-	-	12600	13000	11500	11500	-	-	10500	10900	10750	10900
Puttalam	-	-	-	-	-	-	-	-	-	-	-	-	-	-
Dambulla	11500	11750	11250	11400	12750	12900	11400	11400	11250	11250	10750	10850	10750	10900
Anuradhapura	-	-	-	-	12750	12900	-	-	-	-	10400	10750	10500	10750
Tambuttegama	-	-	-	-	12750	12900	-	-	11000	11100	10500	10750	10750	10850
Polonnaruwa	11850	12000	11750	11750	12850	12850	11450	11600	11350	11350	10750	10850	10450	10600
Kalutara	11400	11750	-	-	12900	13000	11750	11900	-	-	10900	11100	11250	11500
Ampara	11500	11600	-	-	12900	13000	11000	11000	-	-	10500	10500	10400	10500
09 Kandy	11400	11500	10900	11000	12250	13000	11500	11600	10900	11000	10750	11000	11000	11250
Moneragala	-	-	-	-	12700	12800	-	-	-	-	10500	10600	10500	10600
Kegalle	-	-	-	-	-	-	-	-	-	-	-	-	-	-
Dehiattakandiya	12000	12000	-	-	12900	13000	11750	11750	-	-	10750	11250	10750	11250
Hambantota	11500	11750	11250	11250	12700	12850	11500	11500	11000	11000	10750	10750	10750	10900
Matara	-	-	-	-	12500	12850	-	-	-	-	10450	10500	10450	10500
Galle	-	-	-	-	-	-	-	-	-	-	-	-	-	-
Meegoda	11400	11500	-	-	12250	12750	-	-	11000	11250	10400	10500	10400	10400
Tissamaharama	-	-	11000	11250	12000	12500	-	-	10900	11000	10300	10500	10350	10500
Embilipitiya	11250	11350	-	-	12600	12700	-	-	10900	11000	10450	10750	10500	11000
Jaffna	11350	11500	-	-	12800	13000	11750	11850	-	-	10250	10500	11250	11350
Vavuniya	11500	11700	-	-	12750	12900	11500	11700	-	-	10500	10550	10450	10500
Mannar	11250	11500	-	-	12750	13000	11400	11400	11250	11300	11000	11100	11000	11100
Killinochchi	11250	11500	-	-	13000	13250	11500	11750	-	-	10500	10750	11000	11250
Mullattivu	12000	12150	-	-	13250	13500	11500	11750	-	-	10500	10750	11000	11250
Batticaloa	-	-	-	-	-	-	-	-	-	-	-	-	-	-
Trincomalee	11500	11750	-	-	12700	12950	11400	11500	-	-	10400	10600	10700	10900
Galenbindunuwew	-	-	-	-	-	-	-	-	-	-	-	-	-	-
Matale	11750	12000	11400	11600	12750	12900	11500	11750	-	-	10600	10750	10900	11000

**Table 02: Selected Markets: Retail Price of Rice (Rs/kg)**

Week 47: 15 - 21 Nov 2024

LOCATIONS	Rice Varieties													
	Samba 1		Samba 2		Keeri Samba		Nadu 1		Nadu 2		Raw Red		Raw White	
Colombo	230.00	255.00	-	-	260.00	280.00	230.00	250.00	225.00	225.00	220.00	240.00	220.00	240.00
Gampaha	242.00	242.00	230.00	235.00	260.00	260.00	-	-	220.00	220.00	210.00	215.00	210.00	214.00
Kurunegala	240.00	242.00	230.00	235.00	260.00	260.00	-	-	220.00	230.00	210.00	218.00	210.00	214.00
Nikaweratiya	250.00	250.00	230.00	230.00	260.00	260.00	235.00	235.00	228.00	230.00	210.00	220.00	210.00	220.00
Dambulla	235.00	240.00	230.00	235.00	260.00	265.00	-	-	230.00	235.00	220.00	225.00	220.00	225.00
Anuradhapura	240.00	250.00	230.00	235.00	260.00	260.00	235.00	240.00	220.00	225.00	215.00	220.00	215.00	220.00
Thambuththegama	-	-	-	-	260.00	260.00	-	-	225.00	225.00	215.00	220.00	218.00	220.00
Polonnaruwa	240.00	245.00	238.00	240.00	260.00	265.00	238.00	240.00	230.00	235.00	218.00	220.00	212.00	215.00
Kaluthara	230.00	240.00	-	-	260.00	265.00	235.00	240.00	-	-	220.00	225.00	225.00	230.00
Badulla	230.00	240.00	-	-	260.00	260.00	-	-	220.00	220.00	215.00	220.00	215.00	220.00
Keppetipola	250.00	255.00	230.00	235.00	265.00	270.00	240.00	250.00	230.00	240.00	218.00	222.00	220.00	224.00
Moneragala	240.00	250.00	230.00	230.00	260.00	260.00	-	-	-	-	215.00	220.00	215.00	220.00
Kegalle	250.00	255.00	230.00	230.00	260.00	260.00	235.00	240.00	220.00	225.00	210.00	220.00	210.00	215.00
Ampara	238.00	240.00	-	-	255.00	260.00	230.00	240.00	220.00	225.00	210.00	218.00	213.00	240.00
Dehiattakandiya	230.00	240.00	-	-	260.00	270.00	240.00	240.00	-	-	220.00	235.00	220.00	235.00
Nuwaraeliya	250.00	260.00	230.00	240.00	260.00	270.00	245.00	250.00	235.00	240.00	220.00	224.00	220.00	225.00
Kandy	240.00	250.00	230.00	235.00	260.00	270.00	235.00	245.00	220.00	225.00	220.00	225.00	225.00	230.00
Puttalam	230.00	250.00	-	-	-	-	240.00	245.00	220.00	225.00	210.00	230.00	210.00	220.00
Hambantota	230.00	240.00	-	-	260.00	260.00	230.00	240.00	-	-	220.00	220.00	220.00	220.00
Rathnapura	255.00	260.00	-	-	265.00	280.00	240.00	240.00	-	-	230.00	230.00	228.00	230.00
Matara	240.00	250.00	230.00	235.00	260.00	260.00	-	-	-	-	210.00	215.00	212.00	215.00
Galle	-	-	-	-	-	-	-	-	-	-	-	-	-	-
Tissamaharama	-	-	230.00	235.00	254.00	260.00	-	-	220.00	230.00	210.00	215.00	210.00	220.00
Meegoda (DEC)	-	-	230.00	230.00	260.00	260.00	-	-	220.00	220.00	210.00	210.00	210.00	210.00
Embilipitiya	-	-	230.00	230.00	260.00	260.00	-	-	220.00	225.00	210.00	220.00	210.00	225.00
Jaffna	235.00	240.00	-	-	265.00	275.00	240.00	245.00	-	-	215.00	220.00	230.00	235.00
Vavuniya	235.00	240.00	-	-	260.00	265.00	238.00	245.00	-	-	210.00	215.00	210.00	214.00
Mannar	235.00	240.00	-	-	270.00	280.00	230.00	235.00	-	-	225.00	230.00	228.00	230.00
Killinochchi	235.00	240.00	-	-	270.00	280.00	240.00	245.00	-	-	220.00	225.00	230.00	235.00
Mullaittivu	243.00	248.00	-	-	270.00	275.00	235.00	240.00	-	-	215.00	220.00	224.00	230.00
Batticaloa	-	-	-	-	-	-	-	-	-	-	-	-	-	-
Trincomalee	240.00	245.00	-	-	268.00	275.00	240.00	245.00	-	-	220.00	225.00	225.00	230.00
Hanguranketha	-	-	230.00	235.00	260.00	260.00	235.00	235.00	220.00	230.00	210.00	220.00	210.00	220.00
Veyangoda	230.00	245.00	-	-	258.00	270.00	230.00	235.00	220.00	220.00	215.00	220.00	215.00	220.00
Galenbindunuwewa	-	-	-	-	-	-	-	-	-	-	-	-	-	-
Bandarawela	-	-	230.00	235.00	260.00	270.00	235.00	240.00	-	-	220.00	220.00	220.00	220.00
Matale	240.00	245.00	230.00	235.00	258.00	260.00	240.00	245.00	230.00	235.00	215.00	220.00	220.00	225.00

**Table 04: Selected Markets: Wholesale Price of Subsidiary Food (Rs/50kg)**

Week 47: 15 - 21 Nov 2024

LOCATION	Dried Chillies	Red Onion		Big Onion	Potato			Pulses		
	Imported	Imported	Local		Imported	Welimada	Nuwara Eliya	Green Gram	Cowpea	Red Dhal
Colombo	32500 - 35000	17500 - 19000	-	10500 - 17000	7250 - 10000	11500 - 13000	14000 - 14500	25000 - 30000	26000 - 32500	13750 - 14000
Kurunegala	34750 - 36500	19000 - 20000	-	17250 - 18000	9250 - 9750	-	13750 - 14500	32500 - 34000	39000 - 39250	13950 - 14150
Nikaweratiya	34000 - 35000	-	-	11500 - 16500	8750 - 9250	-	-	30500 - 32000	32500 - 35000	13750 - 14000
Dehiattakandiya	33750 - 34500	18000 - 20000	-	12000 - 14000	8500 - 9500	12500 - 13000	15000 - 18500	27500 - 30000	25000 - 30000	13750 - 14000
Dambulla (DEC)	32000 - 32500	-	15000 - 17500	11500 - 18000	7500 - 8250	10500 - 11000	-	27000 - 28000	26000 - 27500	13500 - 13750
Anuradhapura	37500 - 41000	18000 - 22000	16000 - 18000	12000 - 19000	9000 - 10000	-	-	32500 - 35000	35000 - 37500	14000 - 14250
Thambuththegama	32500 - 35000	-	19000 - 20000	10000 - 17250	8750 - 9500	13000 - 14000	-	27500 - 27500	28750 - 30000	13500 - 14000
Polonnaruwa	37500 - 40000	21250 - 23250	-	16750 - 17250	10000 - 10750	-	16750 - 18250	27500 - 30000	31000 - 32500	14250 - 15500
Kaluthara	39000 - 40000	-	20000 - 21100	17500 - 18500	10500 - 11000	-	15750 - 17000	34250 - 35000	39250 - 40000	14000 - 14250
Puttalam	-	-	16000 - 19000	-	-	-	-	-	-	-
Kandy	35000 - 36000	18500 - 19000	-	12000 - 18000	8250 - 9000	13000 - 13500	14000 - 14500	32500 - 34000	32000 - 32500	14000 - 14250
Matara	37500 - 40000	18500 - 20000	-	15000 - 15750	9500 - 10000	13750 - 14000	14750 - 15500	31500 - 35000	35000 - 40000	14000 - 14500
Hambantota	35000 - 37500	17500 - 21000	-	16500 - 18500	9250 - 11000	-	14000 - 15000	22500 - 27500	34500 - 42500	14000 - 14500
Kegalle	39000 - 39500	18500 - 19000	-	14200 - 18000	8450 - 8600	11000 - 12000	-	34000 - 34500	34000 - 34900	14000 - 15500
Galle	-	-	-	-	-	-	-	-	-	-
Tissamaharama	35000 - 40000	-	16000 - 17000	13500 - 15000	8500 - 9500	13500 - 14500	-	25000 - 28500	25000 - 32500	14000 - 14500
Meegoda (DEC)	33500 - 36500	18000 - 19000	16000 - 18000	17250 - 17750	7750 - 9000	12500 - 13500	14500 - 16000	26000 - 34000	35000 - 39000	13500 - 14000
Jaffna	36000 - 37000	-	15000 - 15250	16000 - 16500	10500 - 10650	-	19000 - 19500	29000 - 29500	44000 - 44500	14000 - 14250
Vavuniya	40000 - 42500	-	17500 - 18000	20000 - 21000	9000 - 10000	-	-	29000 - 30000	-	14000 - 14250
Mannar	37000 - 38000	-	17000 - 17500	11250 - 15500	8500 - 9000	-	-	30000 - 31000	-	14100 - 14250
Killinochchi	35000 - 36500	-	22000 - 23000	15000 - 16000	9000 - 11000	-	15000 - 16000	27500 - 29000	-	14250 - 14750
Mullattivu	36000 - 38000	-	18500 - 21000	13500 - 16000	9500 - 11000	-	-	30000 - 32500	-	14000 - 14250
Batticaloa	-	-	-	-	-	-	-	-	-	-
Trincomalee	33800 - 34500	-	18500 - 19000	15000 - 15500	9500 - 9750	-	-	29000 - 29500	39500 - 40000	14300 - 14600
Galenbindunuwewa	-	-	-	-	-	-	-	-	-	-
Matale	35000 - 37500	18000 - 19000	-	11500 - 18500	8500 - 9000	11500 - 12500	-	29000 - 32500	35000 - 37500	13750 - 14000

**Table 05: Selected Markets: Retail Price of Subsidiary Food Crops (Rs/kg)**

Week 47: 15 - 21 Nov 2024

LOCATIONS	Dried Chillies	Red Onion		Big Onion	Potato			Pulses		
	Imported	Imported	Local		Imported	Welimada	Nuwara Eliya	Green Gram	Cowpea	Red Dhal
Colombo	750.00 - 1100.00	380.00 - 560.00	400.00 - 480.00	320.00 - 430.00	200.00 - 260.00	320.00 - 380.00	360.00 - 480.00	700.00 - 1000.00	760.00 - 1000.00	290.00 - 340.00
Gampaha	900.00 - 1200.00	480.00 - 520.00	-	400.00 - 400.00	240.00 - 260.00	-	400.00 - 440.00	880.00 - 980.00	960.00 - 980.00	295.00 - 360.00
Kurunegala	850.00 - 900.00	470.00 - 500.00	-	360.00 - 400.00	220.00 - 240.00	320.00 - 320.00	350.00 - 400.00	750.00 - 860.00	800.00 - 900.00	290.00 - 300.00
Nikaweratiya	800.00 - 850.00	380.00 - 440.00	-	280.00 - 380.00	210.00 - 240.00	-	-	655.00 - 800.00	750.00 - 880.00	300.00 - 310.00
Dambulla	800.00 - 850.00	-	440.00 - 460.00	300.00 - 360.00	180.00 - 200.00	280.00 - 320.00	-	750.00 - 800.00	750.00 - 800.00	290.00 - 300.00
Anuradhapura	850.00 - 1000.00	400.00 - 480.00	400.00 - 400.00	280.00 - 400.00	200.00 - 220.00	-	-	750.00 - 850.00	850.00 - 950.00	290.00 - 320.00
Thambuththegama	800.00 - 900.00	-	400.00 - 480.00	280.00 - 400.00	230.00 - 270.00	-	350.00 - 370.00	750.00 - 900.00	780.00 - 880.00	290.00 - 320.00
Polonnaruwa	850.00 - 900.00	440.00 - 480.00	-	350.00 - 380.00	210.00 - 240.00	-	350.00 - 380.00	650.00 - 720.00	720.00 - 800.00	300.00 - 320.00
Kaluthara	800.00 - 850.00	480.00 - 500.00	410.00 - 440.00	380.00 - 420.00	230.00 - 270.00	340.00 - 380.00	350.00 - 400.00	700.00 - 750.00	800.00 - 850.00	285.00 - 300.00
Badulla	800.00 - 800.00	400.00 - 480.00	-	320.00 - 360.00	200.00 - 200.00	280.00 - 320.00	-	700.00 - 750.00	750.00 - 800.00	290.00 - 300.00
Keppetipola	750.00 - 780.00	380.00 - 380.00	390.00 - 400.00	320.00 - 350.00	200.00 - 220.00	350.00 - 380.00	-	700.00 - 740.00	720.00 - 760.00	290.00 - 310.00
Moneragala	780.00 - 900.00	480.00 - 520.00	-	300.00 - 420.00	200.00 - 260.00	300.00 - 340.00	-	600.00 - 620.00	600.00 - 700.00	290.00 - 320.00
Kegalle	800.00 - 840.00	400.00 - 440.00	-	300.00 - 400.00	230.00 - 240.00	280.00 - 320.00	-	700.00 - 720.00	680.00 - 740.00	285.00 - 340.00
Ampara	770.00 - 820.00	430.00 - 470.00	-	280.00 - 300.00	195.00 - 220.00	280.00 - 320.00	-	640.00 - 700.00	690.00 - 760.00	285.00 - 300.00
Dehiattakandiya	750.00 - 800.00	400.00 - 440.00	400.00 - 400.00	300.00 - 300.00	190.00 - 230.00	280.00 - 340.00	350.00 - 400.00	650.00 - 700.00	600.00 - 680.00	290.00 - 310.00
Nuwaraeliya	780.00 - 840.00	380.00 - 400.00	400.00 - 420.00	280.00 - 340.00	200.00 - 240.00	-	380.00 - 400.00	700.00 - 750.00	750.00 - 780.00	290.00 - 310.00
Kandy	850.00 - 900.00	500.00 - 520.00	-	380.00 - 390.00	200.00 - 240.00	350.00 - 360.00	380.00 - 400.00	800.00 - 850.00	800.00 - 840.00	296.00 - 320.00
Puttalam	780.00 - 900.00	-	450.00 - 520.00	280.00 - 400.00	200.00 - 240.00	300.00 - 330.00	360.00 - 360.00	600.00 - 650.00	800.00 - 870.00	290.00 - 310.00
Rathnapura	850.00 - 900.00	420.00 - 440.00	-	360.00 - 380.00	190.00 - 220.00	-	-	680.00 - 750.00	780.00 - 820.00	300.00 - 320.00
Hambantota	800.00 - 850.00	440.00 - 500.00	-	380.00 - 400.00	240.00 - 260.00	300.00 - 350.00	400.00 - 400.00	550.00 - 600.00	720.00 - 850.00	290.00 - 320.00
Matara	780.00 - 850.00	400.00 - 500.00	-	370.00 - 400.00	220.00 - 250.00	340.00 - 380.00	380.00 - 400.00	650.00 - 800.00	750.00 - 850.00	300.00 - 320.00
Galle	-	-	-	-	-	-	-	-	-	-
Tissamaharama	780.00 - 880.00	420.00 - 460.00	-	320.00 - 380.00	200.00 - 260.00	350.00 - 380.00	-	600.00 - 700.00	750.00 - 800.00	300.00 - 320.00
Meegoda (DEC)	740.00 - 750.00	460.00 - 520.00	420.00 - 480.00	340.00 - 440.00	200.00 - 240.00	340.00 - 360.00	380.00 - 400.00	700.00 - 800.00	700.00 - 960.00	290.00 - 320.00
Embilipitiya	800.00 - 850.00	-	430.00 - 480.00	350.00 - 420.00	220.00 - 260.00	320.00 - 350.00	-	550.00 - 650.00	820.00 - 880.00	280.00 - 310.00
Jaffna	750.00 - 820.00	-	320.00 - 350.00	340.00 - 380.00	220.00 - 240.00	-	400.00 - 430.00	620.00 - 650.00	900.00 - 930.00	290.00 - 300.00
Vavuniya	900.00 - 960.00	-	400.00 - 420.00	430.00 - 450.00	240.00 - 250.00	-	-	660.00 - 680.00	-	300.00 - 305.00
Mannar	800.00 - 860.00	-	380.00 - 420.00	300.00 - 420.00	220.00 - 240.00	-	-	700.00 - 760.00	-	300.00 - 330.00
Killinochchi	750.00 - 780.00	-	480.00 - 520.00	340.00 - 360.00	230.00 - 250.00	-	350.00 - 360.00	600.00 - 630.00	-	300.00 - 310.00
Mullaittivu	760.00 - 800.00	-	400.00 - 450.00	-	220.00 - 250.00	-	-	650.00 - 700.00	-	290.00 - 300.00
Batticaloa	-	-	-	-	-	-	-	-	-	-
Trincomalee	776.00 - 790.00	-	420.00 - 440.00	360.00 - 390.00	230.00 - 250.00	-	-	685.00 - 700.00	890.00 - 900.00	300.00 - 308.00
Hanguranketha	780.00 - 870.00	-	-	320.00 - 400.00	190.00 - 220.00	280.00 - 320.00	460.00 - 460.00	550.00 - 800.00	680.00 - 840.00	280.00 - 298.00
Veyangoda	760.00 - 850.00	440.00 - 480.00	-	280.00 - 400.00	200.00 - 320.00	320.00 - 360.00	360.00 - 360.00	700.00 - 1000.00	800.00 - 1000.00	300.00 - 340.00
Galenbindunuwewa	-	-	-	-	-	-	-	-	-	-
Bandarawela	830.00 - 850.00	420.00 - 460.00	-	280.00 - 380.00	200.00 - 240.00	280.00 - 300.00	-	650.00 - 750.00	750.00 - 830.00	290.00 - 320.00
Matale	750.00 - 800.00	440.00 - 480.00	-	280.00 - 380.00	190.00 - 200.00	280.00 - 320.00	-	660.00 - 800.00	800.00 - 850.00	290.00 - 300.00

**Table 06: Selected Markets: Wholesale Price of Vegetables(Rs/kg)**

Week 47: 15 - 21 Nov 2024

Locations	Butter Beans	Green Beans	Carrot	Leeks	Beetroot	Knolkhol
Colombo	-	400.00 - 500.00	60.00 - 100.00	80.00 - 130.00	130.00 - 200.00	140.00 - 180.00
Meegoda (DEC)	-	470.00 - 550.00	100.00 - 130.00	110.00 - 140.00	90.00 - 120.00	170.00 - 190.00
Dambulla (DEC)	-	400.00 - 450.00	90.00 - 120.00	120.00 - 130.00	110.00 - 140.00	160.00 - 200.00
Keppetipola (DEC)	-	450.00 - 480.00	60.00 - 70.00	90.00 - 100.00	120.00 - 140.00	130.00 - 140.00
Norochchole (DEC)	-	-	-	180.00 - 200.00	90.00 - 120.00	-
Nuwara Eliya	-	460.00 - 500.00	90.00 - 100.00	90.00 - 100.00	140.00 - 150.00	130.00 - 140.00
Kandy	-	350.00 - 400.00	90.00 - 110.00	120.00 - 130.00	130.00 - 140.00	120.00 - 140.00
Hambantota	-	350.00 - 450.00	150.00 - 200.00	150.00 - 200.00	150.00 - 180.00	180.00 - 200.00
Thambuththegama (DEC)	-	400.00 - 450.00	120.00 - 140.00	140.00 - 160.00	120.00 - 150.00	120.00 - 130.00
Jaffna	-	460.00 - 475.00	130.00 - 150.00	160.00 - 175.00	160.00 - 170.00	-
Bandarawela	-	400.00 - 460.00	90.00 - 110.00	110.00 - 120.00	150.00 - 170.00	130.00 - 150.00
Veyangoda	-	360.00 - 420.00	100.00 - 140.00	120.00 - 170.00	100.00 - 130.00	150.00 - 180.00

Locations	Raddish	Cabbage	Tomato	Ladies Fingers	Brinjal	Capsicum
Colombo	60.00 - 100.00	60.00 - 100.00	180.00 - 250.00	100.00 - 150.00	150.00 - 250.00	400.00 - 600.00
Meegoda (DEC)	90.00 - 120.00	70.00 - 130.00	190.00 - 230.00	80.00 - 120.00	130.00 - 170.00	500.00 - 550.00
Moneragala	130.00 - 140.00	120.00 - 160.00	200.00 - 220.00	150.00 - 160.00	220.00 - 230.00	600.00 - 650.00
Dambulla (DEC)	50.00 - 70.00	70.00 - 100.00	150.00 - 180.00	50.00 - 70.00	140.00 - 180.00	400.00 - 500.00
Keppetipola (DEC)	50.00 - 60.00	50.00 - 70.00	160.00 - 200.00	90.00 - 100.00	80.00 - 100.00	530.00 - 580.00
Norochchole (DEC)	30.00 - 40.00	50.00 - 70.00	120.00 - 150.00	80.00 - 120.00	200.00 - 250.00	300.00 - 400.00
Nuwara Eliya	80.00 - 90.00	70.00 - 80.00	180.00 - 200.00	100.00 - 120.00	130.00 - 140.00	550.00 - 560.00
Kandy	70.00 - 80.00	50.00 - 100.00	150.00 - 200.00	90.00 - 100.00	130.00 - 180.00	450.00 - 500.00
Hambantota	120.00 - 150.00	120.00 - 180.00	180.00 - 220.00	100.00 - 140.00	140.00 - 220.00	500.00 - 650.00
Thambuththegama (DEC)	60.00 - 70.00	90.00 - 110.00	180.00 - 230.00	50.00 - 70.00	70.00 - 150.00	500.00 - 600.00
Tissamaharama	100.00 - 120.00	90.00 - 100.00	230.00 - 250.00	90.00 - 100.00	140.00 - 220.00	460.00 - 650.00
Jaffna	80.00 - 90.00	130.00 - 140.00	240.00 - 250.00	80.00 - 100.00	120.00 - 130.00	560.00 - 575.00
Bandarawela	80.00 - 90.00	60.00 - 70.00	160.00 - 190.00	-	120.00 - 150.00	500.00 - 570.00
Veyangoda	100.00 - 120.00	80.00 - 130.00	180.00 - 250.00	80.00 - 120.00	220.00 - 260.00	450.00 - 520.00

Locations	Pumpkin	Cucumber	Bitter Gourd	Snake Gourd	Drumstick	Luffa
Colombo	80.00 - 130.00	130.00 - 160.00	400.00 - 450.00	180.00 - 250.00	180.00 - 300.00	250.00 - 300.00
Meegoda (DEC)	110.00 - 130.00	140.00 - 180.00	400.00 - 450.00	200.00 - 250.00	-	150.00 - 200.00
Moneragala	160.00 - 180.00	150.00 - 160.00	450.00 - 550.00	250.00 - 280.00	-	350.00 - 400.00
Dambulla (DEC)	80.00 - 100.00	130.00 - 150.00	300.00 - 380.00	130.00 - 160.00	200.00 - 250.00	180.00 - 220.00
Keppetipola (DEC)	100.00 - 120.00	140.00 - 150.00	360.00 - 380.00	160.00 - 180.00	150.00 - 170.00	170.00 - 180.00
Norochchole (DEC)	70.00 - 80.00	80.00 - 120.00	350.00 - 400.00	220.00 - 240.00	150.00 - 250.00	100.00 - 150.00
Nuwara Eliya	120.00 - 130.00	150.00 - 160.00	380.00 - 400.00	180.00 - 200.00	180.00 - 200.00	180.00 - 200.00
Kandy	110.00 - 120.00	140.00 - 150.00	380.00 - 400.00	180.00 - 200.00	150.00 - 200.00	230.00 - 250.00
Hambantota	120.00 - 130.00	100.00 - 150.00	400.00 - 500.00	220.00 - 250.00	-	220.00 - 300.00
Thambuththegama (DEC)	80.00 - 120.00	130.00 - 150.00	350.00 - 400.00	160.00 - 200.00	100.00 - 180.00	200.00 - 250.00
Tissamaharama	80.00 - 100.00	100.00 - 120.00	400.00 - 420.00	180.00 - 200.00	-	200.00 - 220.00
Jaffna	70.00 - 80.00	160.00 - 175.00	420.00 - 430.00	120.00 - 140.00	520.00 - 540.00	-
Bandarawela	100.00 - 120.00	140.00 - 160.00	-	-	-	-
Veyangoda	100.00 - 130.00	110.00 - 140.00	350.00 - 400.00	180.00 - 230.00	140.00 - 180.00	150.00 - 230.00

**Table 06 (Contd.)**

	<b>Long Beans</b>	<b>Ash Plantain</b>	<b>Green Chillies</b>	<b>Lime</b>	<b>Sweet Potatoe</b>	<b>Manioc</b>
Colombo	150.00 - 250.00	80.00 - 120.00	180.00 - 300.00	650.00 - 800.00	80.00 - 100.00	80.00 - 100.00
Meegoda (DEC)	200.00 - 250.00	120.00 - 150.00	200.00 - 260.00	520.00 - 570.00	60.00 - 80.00	90.00 - 110.00
Moneragala	200.00 - 300.00	100.00 - 120.00	400.00 - 450.00	500.00 - 550.00	150.00 - 180.00	50.00 - 60.00
Dambulla (DEC)	150.00 - 180.00	90.00 - 120.00	150.00 - 200.00	500.00 - 550.00	60.00 - 80.00	60.00 - 70.00
Keppetipola (DEC)	180.00 - 190.00	130.00 - 140.00	280.00 - 320.00	640.00 - 680.00	100.00 - 120.00	80.00 - 100.00
Norochchole (DEC)	120.00 - 160.00	120.00 - 150.00	200.00 - 230.00	-	-	80.00 - 100.00
Nuwara Eliya	200.00 - 220.00	140.00 - 150.00	300.00 - 340.00	660.00 - 700.00	110.00 - 120.00	90.00 - 100.00
Kandy	200.00 - 220.00	100.00 - 140.00	250.00 - 280.00	600.00 - 650.00	80.00 - 100.00	80.00 - 100.00
Hambantota	230.00 - 300.00	100.00 - 140.00	350.00 - 400.00	500.00 - 600.00	120.00 - 150.00	140.00 - 150.00
Thambuththegama (DEC)	180.00 - 250.00	80.00 - 100.00	160.00 - 230.00	500.00 - 600.00	80.00 - 90.00	80.00 - 100.00
Tissamaharama	120.00 - 140.00	70.00 - 90.00	360.00 - 380.00	600.00 - 700.00	120.00 - 140.00	100.00 - 120.00
Jaffna	120.00 - 130.00	70.00 - 80.00	225.00 - 240.00	560.00 - 570.00	120.00 - 130.00	150.00 - 170.00
Bandarawela	-	-	330.00 - 360.00	-	80.00 - 90.00	-
Veyangoda	140.00 - 200.00	110.00 - 150.00	280.00 - 320.00	600.00 - 700.00	60.00 - 80.00	70.00 - 100.00

<b>Locations</b>	<b>Leafy Vegetables (Rs/bundle)</b>			<b>Coconut (Rs/nut)</b>	
	<b>Mukunuwenna</b>	<b>Kankun</b>	<b>Gotukola</b>	<b>Large</b>	<b>Small</b>
Colombo	30.00 - 40.00	30.00 - 40.00	320.00 - 340.00	140.00 - 150.00	110.00 - 130.00
Meegoda (DEC)	50.00 - 60.00	50.00 - 60.00	210.00 - 240.00	135.00 - 145.00	125.00 - 130.00
Norochchole (DEC)	-	-	-	-	-
Nuwara Eliya	-	-	-	-	-
Dambulla (DEC)	20.00 - 30.00	20.00 - 30.00	100.00 - 125.00	120.00 - 130.00	100.00 - 105.00
Kandy	40.00 - 45.00	40.00 - 45.00	220.00 - 230.00	125.00 - 135.00	100.00 - 110.00
Hambantota	35.00 - 45.00	35.00 - 40.00	150.00 - 180.00	-	-
Thambuththegama (DEC)	-	-	-	118.00 - 125.00	90.00 - 100.00
Tissamaharama	25.00 - 30.00	25.00 - 30.00	120.00 - 120.00	120.00 - 130.00	100.00 - 110.00
Jaffna	65.00 - 75.00	40.00 - 45.00	120.00 - 125.00	130.00 - 140.00	80.00 - 85.00
Bandarawela	-	-	-	-	-
Veyangoda	30.00 - 35.00	30.00 - 35.00	200.00 - 250.00	-	-

*Colombo, Meegoda, Norochchole, Jaffna, Dambulla and Kandy - Gotukola Price Rs/Kg*

**Table 07: Selected Markets: Retail Price of Vegetables (Rs/kg)**

Week 47: 15 - 21 Nov 2024

LOCATIONS	Up Country Varieties																
	Butter Beans		Green Beans		Carrot		Leeks		Beetroot		Knol Khol		Raddish		Cabbage		Tomato
Colombo	-	450.00 - 650.00	100.00 - 280.00	150.00 - 360.00	180.00 - 360.00	160.00 - 400.00	80.00 - 280.00	100.00 - 300.00	200.00 - 400.00								
Gampaha	-	320.00 - 400.00	240.00 - 320.00	240.00 - 320.00	240.00 - 320.00	300.00 - 320.00	240.00 - 320.00	160.00 - 200.00	320.00 - 400.00								
Kurunegala	-	450.00 - 520.00	220.00 - 300.00	280.00 - 320.00	240.00 - 260.00	280.00 - 300.00	240.00 - 280.00	280.00 - 320.00	400.00 - 420.00								
Nikaweratiya	-	480.00 - 560.00	280.00 - 320.00	320.00 - 320.00	240.00 - 280.00	200.00 - 240.00	140.00 - 160.00	240.00 - 300.00	320.00 - 400.00								
Dambulla	-	550.00 - 600.00	180.00 - 200.00	260.00 - 280.00	260.00 - 300.00	260.00 - 300.00	160.00 - 180.00	180.00 - 220.00	350.00 - 400.00								
Anuradhapura	-	520.00 - 600.00	200.00 - 280.00	280.00 - 320.00	240.00 - 280.00	-	160.00 - 200.00	200.00 - 280.00	320.00 - 400.00								
Thambuththegama	-	530.00 - 580.00	180.00 - 260.00	230.00 - 280.00	200.00 - 250.00	200.00 - 250.00	120.00 - 150.00	160.00 - 200.00	280.00 - 330.00								
Polonnaruwa	-	580.00 - 620.00	260.00 - 300.00	250.00 - 300.00	250.00 - 280.00	150.00 - 180.00	110.00 - 130.00	220.00 - 250.00	340.00 - 380.00								
Kaluthara	-	450.00 - 580.00	160.00 - 200.00	300.00 - 340.00	200.00 - 300.00	280.00 - 320.00	150.00 - 200.00	180.00 - 200.00	300.00 - 350.00								
Badulla	-	400.00 - 600.00	160.00 - 240.00	240.00 - 320.00	240.00 - 320.00	240.00 - 240.00	120.00 - 160.00	120.00 - 200.00	240.00 - 240.00								
Keppetipola	-	550.00 - 560.00	160.00 - 180.00	180.00 - 200.00	220.00 - 240.00	220.00 - 240.00	150.00 - 170.00	140.00 - 160.00	270.00 - 290.00								
Moneragala	-	480.00 - 600.00	180.00 - 240.00	260.00 - 320.00	320.00 - 400.00	-	180.00 - 200.00	200.00 - 240.00	260.00 - 320.00								
Kegalle	-	480.00 - 520.00	240.00 - 280.00	320.00 - 360.00	240.00 - 280.00	280.00 - 320.00	240.00 - 280.00	200.00 - 240.00	360.00 - 400.00								
Ampara	-	520.00 - 600.00	220.00 - 240.00	240.00 - 280.00	220.00 - 280.00	280.00 - 300.00	120.00 - 200.00	200.00 - 220.00	300.00 - 320.00								
Dehiattakandiya	-	560.00 - 600.00	220.00 - 240.00	300.00 - 320.00	300.00 - 320.00	300.00 - 320.00	160.00 - 200.00	240.00 - 320.00	320.00 - 320.00								
Nuwaraeliya	-	580.00 - 600.00	200.00 - 220.00	200.00 - 220.00	250.00 - 260.00	240.00 - 260.00	180.00 - 200.00	160.00 - 180.00	300.00 - 320.00								
Kandy	-	520.00 - 600.00	200.00 - 240.00	200.00 - 240.00	200.00 - 240.00	240.00 - 260.00	140.00 - 160.00	140.00 - 200.00	240.00 - 280.00								
Puttalam	-	520.00 - 600.00	240.00 - 280.00	300.00 - 320.00	200.00 - 400.00	200.00 - 300.00	200.00 - 200.00	300.00 - 300.00	320.00 - 400.00								
Hambantota	-	500.00 - 600.00	240.00 - 280.00	240.00 - 320.00	240.00 - 320.00	300.00 - 320.00	200.00 - 250.00	200.00 - 250.00	300.00 - 360.00								
Rathnapura	-	450.00 - 520.00	200.00 - 220.00	250.00 - 300.00	200.00 - 260.00	180.00 - 240.00	200.00 - 230.00	200.00 - 220.00	360.00 - 400.00								
Matara	-	480.00 - 600.00	180.00 - 200.00	240.00 - 320.00	240.00 - 260.00	220.00 - 260.00	160.00 - 200.00	200.00 - 240.00	280.00 - 320.00								
Galle	-	-	-	-	-	-	-	-	-								
Tissamaharama	-	520.00 - 560.00	200.00 - 220.00	240.00 - 260.00	260.00 - 280.00	260.00 - 300.00	200.00 - 240.00	180.00 - 200.00	300.00 - 320.00								
Meegoda (DEC)	-	560.00 - 600.00	200.00 - 280.00	280.00 - 320.00	240.00 - 320.00	320.00 - 400.00	240.00 - 240.00	200.00 - 300.00	360.00 - 400.00								
Embilipitiya	-	480.00 - 600.00	180.00 - 240.00	250.00 - 300.00	200.00 - 300.00	200.00 - 240.00	140.00 - 160.00	180.00 - 240.00	280.00 - 320.00								
Jaffna	-	500.00 - 540.00	180.00 - 240.00	200.00 - 250.00	200.00 - 250.00	-	120.00 - 150.00	160.00 - 220.00	280.00 - 340.00								
Vavuniya	-	500.00 - 600.00	200.00 - 240.00	240.00 - 260.00	280.00 - 300.00	-	200.00 - 220.00	300.00 - 320.00	300.00 - 340.00								
Mannar	-	550.00 - 600.00	240.00 - 250.00	300.00 - 340.00	220.00 - 240.00	-	160.00 - 180.00	300.00 - 340.00	360.00 - 400.00								
Killinochchi	-	580.00 - 620.00	230.00 - 250.00	340.00 - 360.00	230.00 - 250.00	-	200.00 - 230.00	280.00 - 320.00	380.00 - 420.00								
Mullaittivu	-	600.00 - 650.00	240.00 - 260.00	350.00 - 380.00	250.00 - 280.00	-	250.00 - 280.00	240.00 - 280.00	350.00 - 400.00								
Batticaloa	-	-	-	-	-	-	-	-	-								
Trincomalee	-	585.00 - 600.00	240.00 - 250.00	345.00 - 360.00	240.00 - 250.00	-	250.00 - 260.00	320.00 - 340.00	400.00 - 420.00								
Hanguranketha	-	360.00 - 400.00	120.00 - 140.00	150.00 - 180.00	160.00 - 200.00	100.00 - 100.00	140.00 - 140.00	80.00 - 100.00	240.00 - 260.00								
Veyangoda	-	560.00 - 600.00	160.00 - 240.00	200.00 - 320.00	220.00 - 280.00	240.00 - 360.00	140.00 - 200.00	160.00 - 240.00	280.00 - 400.00								
Galenbindunuwewa	-	-	-	-	-	-	-	-	-								
Bandarawela	-	400.00 - 500.00	180.00 - 220.00	200.00 - 240.00	220.00 - 260.00	200.00 - 220.00	120.00 - 150.00	160.00 - 220.00	280.00 - 320.00								
Matale	-	440.00 - 600.00	160.00 - 200.00	200.00 - 240.00	240.00 - 280.00	180.00 - 240.00	140.00 - 160.00	160.00 - 200.00	280.00 - 320.00								



Table 07 (Contd.)

LOCATIONS	Low Country Varieties											
	Ladies Fingers	Brinjal	Capsicum	Pumpkin	Cucumber	Bitter Gourd	Snake Gourd	Drumstick	Luffa	Long Beans		
Colombo	150.00 - 320.00	250.00 - 420.00	450.00 - 1000.00	130.00 - 240.00	150.00 - 320.00	260.00 - 680.00	250.00 - 450.00	300.00 - 600.00	300.00 - 450.00	200.00 - 400.00		
Gampaha	240.00 - 320.00	320.00 - 420.00	700.00 - 800.00	240.00 - 280.00	280.00 - 320.00	560.00 - 600.00	320.00 - 420.00	360.00 - 600.00	360.00 - 400.00	280.00 - 320.00		
Kurunegala	280.00 - 320.00	320.00 - 400.00	700.00 - 720.00	200.00 - 240.00	240.00 - 280.00	480.00 - 520.00	260.00 - 300.00	400.00 - 450.00	340.00 - 400.00	260.00 - 300.00		
Nikaweratiya	160.00 - 200.00	240.00 - 320.00	480.00 - 600.00	160.00 - 240.00	200.00 - 260.00	520.00 - 560.00	300.00 - 320.00	400.00 - 400.00	320.00 - 400.00	280.00 - 320.00		
Dambulla	150.00 - 160.00	360.00 - 380.00	700.00 - 800.00	160.00 - 180.00	200.00 - 240.00	500.00 - 540.00	260.00 - 300.00	400.00 - 440.00	360.00 - 400.00	280.00 - 320.00		
Anuradhapura	180.00 - 240.00	240.00 - 320.00	640.00 - 720.00	200.00 - 280.00	200.00 - 240.00	560.00 - 600.00	280.00 - 360.00	-	360.00 - 400.00	320.00 - 400.00		
Thambuthhegama	120.00 - 150.00	160.00 - 250.00	660.00 - 700.00	180.00 - 250.00	180.00 - 250.00	480.00 - 540.00	270.00 - 300.00	200.00 - 300.00	320.00 - 360.00	280.00 - 350.00		
Polonnaruwa	160.00 - 200.00	360.00 - 400.00	650.00 - 700.00	160.00 - 200.00	200.00 - 240.00	460.00 - 520.00	280.00 - 320.00	180.00 - 200.00	360.00 - 400.00	350.00 - 400.00		
Kaluthara	280.00 - 320.00	300.00 - 400.00	600.00 - 700.00	160.00 - 180.00	180.00 - 200.00	440.00 - 480.00	300.00 - 360.00	380.00 - 450.00	300.00 - 380.00	300.00 - 360.00		
Badulla	240.00 - 240.00	240.00 - 240.00	500.00 - 700.00	200.00 - 240.00	240.00 - 320.00	400.00 - 520.00	320.00 - 320.00	320.00 - 400.00	320.00 - 400.00	240.00 - 320.00		
Keppetipola	180.00 - 200.00	200.00 - 220.00	640.00 - 660.00	200.00 - 220.00	240.00 - 260.00	450.00 - 460.00	270.00 - 280.00	260.00 - 280.00	250.00 - 270.00	280.00 - 300.00		
Moneragala	240.00 - 300.00	260.00 - 320.00	760.00 - 800.00	240.00 - 280.00	200.00 - 240.00	600.00 - 680.00	300.00 - 320.00	-	480.00 - 520.00	320.00 - 400.00		
Kegalle	200.00 - 240.00	280.00 - 320.00	650.00 - 700.00	200.00 - 240.00	280.00 - 320.00	520.00 - 560.00	280.00 - 320.00	440.00 - 480.00	280.00 - 320.00	360.00 - 400.00		
Ampara	280.00 - 300.00	280.00 - 320.00	700.00 - 780.00	180.00 - 200.00	240.00 - 280.00	440.00 - 520.00	320.00 - 380.00	-	300.00 - 360.00	280.00 - 300.00		
Dehiattakandiya	200.00 - 240.00	280.00 - 320.00	580.00 - 640.00	180.00 - 200.00	160.00 - 240.00	450.00 - 480.00	320.00 - 360.00	400.00 - 480.00	320.00 - 400.00	360.00 - 420.00		
Nuwaraeliya	200.00 - 230.00	240.00 - 260.00	680.00 - 700.00	220.00 - 230.00	260.00 - 280.00	480.00 - 500.00	300.00 - 320.00	300.00 - 320.00	280.00 - 300.00	320.00 - 340.00		
Kandy	160.00 - 200.00	200.00 - 240.00	700.00 - 750.00	160.00 - 180.00	200.00 - 240.00	500.00 - 550.00	240.00 - 260.00	-	320.00 - 360.00	300.00 - 320.00		
Puttalam	200.00 - 260.00	300.00 - 400.00	600.00 - 800.00	200.00 - 240.00	200.00 - 300.00	600.00 - 600.00	300.00 - 380.00	400.00 - 400.00	400.00 - 480.00	300.00 - 300.00		
Rathnapura	120.00 - 160.00	250.00 - 330.00	650.00 - 700.00	180.00 - 200.00	150.00 - 220.00	460.00 - 550.00	280.00 - 320.00	-	360.00 - 450.00	260.00 - 300.00		
Hambantota	200.00 - 240.00	280.00 - 350.00	600.00 - 800.00	180.00 - 240.00	180.00 - 220.00	500.00 - 600.00	280.00 - 350.00	-	350.00 - 450.00	320.00 - 400.00		
Matara	200.00 - 240.00	240.00 - 320.00	800.00 - 900.00	160.00 - 220.00	240.00 - 300.00	460.00 - 600.00	320.00 - 400.00	-	320.00 - 400.00	280.00 - 360.00		
Galle	-	-	-	-	-	-	-	-	-	-		
Tissamaharama	200.00 - 240.00	280.00 - 320.00	560.00 - 780.00	160.00 - 200.00	200.00 - 220.00	480.00 - 520.00	280.00 - 320.00	-	320.00 - 360.00	200.00 - 240.00		
Meegoda (DEC)	200.00 - 240.00	300.00 - 360.00	700.00 - 800.00	160.00 - 240.00	240.00 - 320.00	600.00 - 600.00	400.00 - 440.00	-	300.00 - 400.00	320.00 - 400.00		
Embilipitiya	160.00 - 200.00	280.00 - 320.00	480.00 - 600.00	160.00 - 200.00	200.00 - 240.00	550.00 - 600.00	240.00 - 300.00	240.00 - 280.00	280.00 - 320.00	280.00 - 320.00		
Jaffna	120.00 - 160.00	160.00 - 200.00	600.00 - 650.00	120.00 - 150.00	200.00 - 230.00	450.00 - 470.00	160.00 - 180.00	550.00 - 600.00	-	140.00 - 180.00		
Vavuniya	200.00 - 240.00	100.00 - 150.00	550.00 - 600.00	160.00 - 200.00	280.00 - 300.00	800.00 - 840.00	300.00 - 340.00	-	300.00 - 340.00	400.00 - 440.00		
Mannar	200.00 - 220.00	320.00 - 350.00	760.00 - 840.00	200.00 - 220.00	200.00 - 240.00	600.00 - 650.00	300.00 - 320.00	400.00 - 440.00	-	300.00 - 350.00		
Killinochchi	330.00 - 350.00	200.00 - 240.00	780.00 - 820.00	150.00 - 170.00	220.00 - 240.00	680.00 - 720.00	200.00 - 220.00	400.00 - 450.00	-	350.00 - 400.00		
Mullaittivu	260.00 - 300.00	180.00 - 240.00	600.00 - 700.00	150.00 - 170.00	170.00 - 200.00	600.00 - 650.00	240.00 - 260.00	380.00 - 420.00	-	200.00 - 260.00		
Batticaloa	-	-	-	-	-	-	-	-	-	-		
Trincomalee	340.00 - 360.00	280.00 - 300.00	760.00 - 780.00	170.00 - 180.00	210.00 - 230.00	740.00 - 760.00	220.00 - 250.00	380.00 - 420.00	280.00 - 290.00	400.00 - 420.00		
Hanguranketha	100.00 120.00	200.00 240.00	520.00 620.00	140.00 150.00	170.00 220.00	350.00 - 400.00	170.00 220.00	-	280.00 310.00	220.00 220.00		
Veyangoda	140.00 - 200.00	280.00 - 400.00	600.00 - 760.00	160.00 - 240.00	240.00 - 320.00	480.00 - 600.00	240.00 - 360.00	280.00 - 320.00	320.00 - 440.00	200.00 - 360.00		
Galenbindunuwewa	-	-	-	-	-	-	-	-	-	-		
Bandarawela	180.00 - 200.00	260.00 - 300.00	700.00 - 800.00	160.00 - 220.00	160.00 - 200.00	480.00 - 520.00	260.00 - 300.00	300.00 - 360.00	260.00 - 300.00	260.00 - 300.00		
Matale	120.00 - 160.00	240.00 - 280.00	480.00 - 600.00	160.00 - 200.00	200.00 - 240.00	480.00 - 520.00	200.00 - 240.00	320.00 - 360.00	320.00 - 360.00	320.00 - 360.00		

**Table 07 (Contd.)**

LOCATIONS	Low Country Varieties					Leafy Vegetable			Coconut (Rs/nut)	
	Ash Plantain	Green Chillies	Lime	Sweet Potato	Manioc	Mukunuwenna	Kankun	Gotukola	Large	Small
Colombo	160.00 - 320.00	300.00 - 720.00	700.00 - 1200.00	130.00 - 260.00	140.00 - 240.00	50.00 - 80.00	50.00 - 80.00	110.00 - 150.00	150.00 - 170.00	120.00 - 140.00
Gampaha	240.00 - 280.00	750.00 - 800.00	1000.00 - 1200.00	180.00 - 240.00	200.00 - 200.00	60.00 - 70.00	60.00 - 70.00	90.00 - 90.00	130.00 - 140.00	120.00 - 125.00
Kurunegala	250.00 - 300.00	550.00 - 600.00	850.00 - 1000.00	150.00 - 200.00	180.00 - 200.00	80.00 - 80.00	80.00 - 80.00	80.00 - 80.00	150.00 - 160.00	115.00 - 130.00
Nikaweratiya	200.00 - 240.00	400.00 - 500.00	800.00 - 1000.00	160.00 - 200.00	100.00 - 160.00	50.00 - 50.00	50.00 - 50.00	150.00 - 150.00	130.00 - 140.00	110.00 - 110.00
Dambulla	240.00 - 280.00	450.00 - 500.00	750.00 - 800.00	160.00 - 180.00	150.00 - 160.00	50.00 - 60.00	50.00 - 60.00	50.00 - 60.00	150.00 - 160.00	100.00 - 120.00
Anuradhapura	240.00 - 320.00	400.00 - 600.00	600.00 - 800.00	160.00 - 240.00	160.00 - 220.00	50.00 - 60.00	50.00 - 60.00	50.00 - 60.00	150.00 - 160.00	110.00 - 130.00
Thambuththegama	150.00 - 200.00	300.00 - 350.00	640.00 - 750.00	160.00 - 180.00	150.00 - 200.00	-	-	-	130.00 - 135.00	100.00 - 115.00
Polonnaruwa	240.00 - 280.00	560.00 - 600.00	600.00 - 650.00	180.00 - 200.00	100.00 - 160.00	50.00 - 60.00	50.00 - 50.00	50.00 - 50.00	120.00 - 130.00	100.00 - 110.00
Kaluthara	200.00 - 240.00	480.00 - 560.00	1000.00 - 1200.00	160.00 - 180.00	180.00 - 200.00	80.00 - 100.00	80.00 - 90.00	100.00 - 120.00	170.00 - 180.00	140.00 - 150.00
Badulla	240.00 - 240.00	500.00 - 700.00	1000.00 - 1200.00	-	160.00 - 160.00	80.00 - 80.00	80.00 - 80.00	100.00 - 100.00	150.00 - 160.00	120.00 - 148.00
Keppetipola	220.00 - 240.00	400.00 - 450.00	760.00 - 800.00	190.00 - 200.00	170.00 - 190.00	30.00 - 35.00	30.00 - 35.00	25.00 - 30.00	145.00 - 150.00	130.00 - 140.00
Moneragala	160.00 - 200.00	500.00 - 700.00	600.00 - 700.00	200.00 - 280.00	80.00 - 90.00	50.00 - 60.00	50.00 - 60.00	60.00 - 70.00	130.00 - 150.00	100.00 - 110.00
Kegalle	280.00 - 320.00	400.00 - 450.00	750.00 - 800.00	200.00 - 240.00	180.00 - 220.00	70.00 - 80.00	70.00 - 80.00	50.00 - 60.00	140.00 - 150.00	120.00 - 130.00
Ampara	200.00 - 220.00	380.00 - 500.00	700.00 - 1000.00	160.00 - 200.00	120.00 - 140.00	60.00 - 60.00	60.00 - 60.00	140.00 - 150.00	110.00 - 130.00	90.00 - 100.00
Dehiattakandiya	220.00 - 240.00	480.00 - 700.00	600.00 - 800.00	160.00 - 200.00	150.00 - 160.00	50.00 - 70.00	50.00 - 70.00	50.00 - 70.00	110.00 - 120.00	90.00 - 100.00
Nuwaraeliya	250.00 - 260.00	450.00 - 500.00	800.00 - 850.00	200.00 - 220.00	190.00 - 200.00	30.00 - 50.00	30.00 - 50.00	25.00 - 35.00	160.00 - 175.00	145.00 - 155.00
Kandy	180.00 - 200.00	400.00 - 450.00	800.00 - 900.00	120.00 - 140.00	160.00 - 200.00	60.00 - 70.00	60.00 - 70.00	40.00 - 50.00	140.00 - 150.00	120.00 - 130.00
Puttalam	160.00 - 240.00	400.00 - 500.00	800.00 - 1000.00	200.00 - 240.00	150.00 - 200.00	50.00 - 60.00	40.00 - 60.00	30.00 - 40.00	150.00 - 170.00	100.00 - 140.00
Rathnapura	220.00 - 250.00	480.00 - 600.00	800.00 - 900.00	150.00 - 200.00	120.00 - 160.00	80.00 - 80.00	80.00 - 80.00	100.00 - 100.00	150.00 - 170.00	120.00 - 140.00
Hambanthota	150.00 - 200.00	450.00 - 500.00	700.00 - 800.00	200.00 - 220.00	200.00 - 240.00	50.00 - 60.00	50.00 - 60.00	80.00 - 100.00	140.00 - 150.00	120.00 - 130.00
Matara	160.00 - 200.00	400.00 - 500.00	1000.00 - 1200.00	160.00 - 200.00	160.00 - 200.00	50.00 - 60.00	50.00 - 60.00	90.00 - 110.00	150.00 - 170.00	120.00 - 130.00
Galle	-	-	-	-	-	-	-	-	-	-
Tissamaharama	160.00 - 180.00	500.00 - 560.00	900.00 - 1000.00	220.00 - 240.00	200.00 - 200.00	50.00 - 60.00	50.00 - 60.00	70.00 - 70.00	140.00 - 150.00	110.00 - 120.00
Meegoda (DEC)	200.00 - 320.00	480.00 - 560.00	800.00 - 1000.00	160.00 - 200.00	150.00 - 200.00	80.00 - 80.00	80.00 - 80.00	100.00 - 120.00	150.00 - 160.00	130.00 - 140.00
Embilipitiya	120.00 - 160.00	450.00 - 520.00	1000.00 - 1100.00	120.00 - 140.00	120.00 - 150.00	60.00 - 80.00	50.00 - 70.00	70.00 - 100.00	150.00 - 180.00	110.00 - 140.00
Jaffna	100.00 - 140.00	260.00 - 300.00	600.00 - 640.00	150.00 - 200.00	200.00 - 240.00	80.00 - 90.00	50.00 - 60.00	50.00 - 60.00	150.00 - 165.00	90.00 - 110.00
Vavuniya	280.00 - 300.00	300.00 - 350.00	600.00 - 700.00	260.00 - 280.00	200.00 - 240.00	70.00 - 75.00	80.00 - 85.00	90.00 - 100.00	150.00 - 170.00	80.00 - 100.00
Mannar	240.00 - 260.00	500.00 - 600.00	750.00 - 850.00	150.00 - 180.00	200.00 - 220.00	50.00 - 60.00	50.00 - 60.00	50.00 - 60.00	140.00 - 150.00	90.00 - 100.00
Killinochchi	230.00 - 250.00	400.00 - 430.00	800.00 - 850.00	230.00 - 250.00	180.00 - 200.00	60.00 - 70.00	50.00 - 60.00	50.00 - 60.00	150.00 - 160.00	100.00 - 120.00
Mullaittivu	200.00 - 240.00	350.00 - 380.00	850.00 - 900.00	240.00 - 250.00	200.00 - 240.00	50.00 - 60.00	75.00 - 80.00	80.00 - 100.00	120.00 - 130.00	90.00 - 95.00
Batticaloa	-	-	-	-	-	-	-	-	-	-
Trincomalee	270.00 300.00	420.00 450.00	750.00 800.00	240.00 250.00	220.00 230.00	65.00 70.00	60.00 65.00	45.00 50.00	150.00 160.00	96.00 100.00
Hanguranketha	160.00 - 200.00	350.00 - 450.00	600.00 - 700.00	120.00 - 130.00	150.00 - 160.00	35.00 - 40.00	35.00 - 40.00	35.00 - 40.00	135.00 - 140.00	100.00 - 120.00
Veyangoda	180.00 - 280.00	320.00 - 400.00	720.00 - 800.00	120.00 - 180.00	120.00 - 200.00	60.00 - 70.00	60.00 - 70.00	80.00 - 100.00	140.00 - 170.00	120.00 - 130.00
Galenbindunuwewa	-	-	-	-	-	-	-	-	-	-
Bandarawela	180.00 - 220.00	500.00 - 550.00	900.00 - 1000.00	160.00 - 200.00	160.00 - 180.00	70.00 - 80.00	70.00 - 80.00	80.00 - 100.00	150.00 - 160.00	135.00 - 145.00
Matale	240.00 - 280.00	500.00 - 600.00	700.00 - 800.00	120.00 - 160.00	120.00 - 140.00	50.00 - 60.00	50.00 - 60.00	50.00 - 60.00	140.00 - 150.00	100.00 - 130.00

**Table 08: Selected Markets: Retail Price of Fruits (Rs/each & Rs/kg)**

Week 47: 15 - 21 Nov 2024

18

LOCATIONS	Banana					Pineapple			Mango	
	Ambul (Rs/kg)	Kolikuttu (Rs/kg)	Seeni (Rs/kg)	Anamalu	Ambun	Large	Medium	Small	Betti	Karthakolomban
Colombo	150.00 - 240.00	250.00 - 430.00	150.00 - 250.00	40.00 - 54.00	56.00 - 70.00	500.00 - 650.00	380.00 - 500.00	300.00 - 400.00	-	100.00 - 200.00
Gampaha	120.00 - 180.00	280.00 - 300.00	150.00 - 200.00	-	40.00 - 50.00	400.00 - 500.00	-	-	-	100.00 - 130.00
Kurunegala	150.00 - 200.00	350.00 - 400.00	150.00 - 180.00	42.00 - 50.00	72.00 - 80.00	450.00 - 500.00	350.00 - 350.00	-	-	90.00 - 100.00
Nikaweratiya	150.00 - 160.00	320.00 - 350.00	150.00 - 160.00	-	58.00 - 58.00	-	350.00 - 350.00	300.00 - 320.00	-	75.00 - 87.00
Dambulla	140.00 - 180.00	380.00 - 450.00	160.00 - 180.00	-	48.00 - 52.00	650.00 - 700.00	450.00 - 500.00	200.00 - 250.00	-	70.00 - 80.00
Anuradhapura	150.00 - 240.00	380.00 - 500.00	180.00 - 200.00	30.00 - 38.00	45.00 - 50.00	750.00 - 850.00	550.00 - 650.00	400.00 - 450.00	-	100.00 - 120.00
Thambuththegama	150.00 - 180.00	280.00 - 320.00	150.00 - 180.00	28.00 - 30.00	38.00 - 45.00	650.00 - 700.00	-	350.00 - 400.00	-	70.00 - 80.00
Polonnaruwa	200.00 - 250.00	350.00 - 400.00	160.00 - 200.00	48.00 - 55.00	-	850.00 - 920.00	500.00 - 550.00	300.00 - 350.00	-	-
Kaluthara	180.00 - 220.00	270.00 - 320.00	200.00 - 240.00	45.00 - 55.00	58.00 - 60.00	-	450.00 - 500.00	280.00 - 350.00	-	100.00 - 120.00
Badulla	120.00 - 160.00	320.00 - 450.00	120.00 - 150.00	20.00 - 28.00	35.00 - 40.00	-	400.00 - 450.00	-	-	100.00 - 120.00
Keppetipola	170.00 - 180.00	300.00 - 320.00	150.00 - 170.00	32.00 - 35.00	54.00 - 56.00	-	420.00 - 450.00	300.00 - 320.00	-	120.00 - 130.00
Moneragala	100.00 - 130.00	280.00 - 300.00	80.00 - 100.00	20.00 - 25.00	25.00 - 30.00	720.00 - 750.00	600.00 - 600.00	-	-	60.00 - 70.00
Kegalle	170.00 - 200.00	350.00 - 400.00	180.00 - 200.00	20.00 - 25.00	20.00 - 25.00	700.00 - 800.00	400.00 - 500.00	350.00 - 350.00	-	80.00 - 100.00
Ampara	140.00 - 160.00	300.00 - 350.00	140.00 - 140.00	30.00 - 32.00	42.00 - 45.00	550.00 - 550.00	480.00 - 480.00	-	-	-
Dehiattakandiya	150.00 - 200.00	400.00 - 450.00	120.00 - 180.00	-	46.00 - 56.00	650.00 - 780.00	450.00 - 600.00	330.00 - 430.00	-	80.00 - 120.00
Nuwaraeliya	180.00 - 200.00	320.00 - 350.00	170.00 - 180.00	35.00 - 38.00	56.00 - 60.00	-	450.00 - 480.00	320.00 - 340.00	-	130.00 - 150.00
Kandy	160.00 - 200.00	350.00 - 400.00	150.00 - 170.00	20.00 - 23.00	35.00 - 38.00	650.00 - 700.00	400.00 - 450.00	250.00 - 300.00	-	70.00 - 80.00
Puttalam	150.00 - 150.00	250.00 - 250.00	150.00 - 150.00	20.00 - 30.00	60.00 - 80.00	700.00 - 900.00	400.00 - 400.00	-	-	70.00 - 100.00
Rathnapura	150.00 - 200.00	400.00 - 500.00	150.00 - 200.00	25.00 - 28.00	40.00 - 50.00	770.00 - 910.00	550.00 - 650.00	440.00 - 520.00	-	100.00 - 150.00
Hambantota	100.00 - 120.00	250.00 - 260.00	150.00 - 150.00	-	-	600.00 - 650.00	500.00 - 550.00	450.00 - 480.00	-	100.00 - 130.00
Matara	140.00 - 160.00	300.00 - 350.00	150.00 - 160.00	23.00 - 25.00	37.00 - 40.00	720.00 - 760.00	600.00 - 650.00	400.00 - 450.00	-	130.00 - 140.00
Galle	-	-	-	-	-	-	-	-	-	-
Tissamaharama	90.00 - 120.00	290.00 - 300.00	100.00 - 120.00	42.00 - 45.00	42.00 - 45.00	625.00 - 650.00	480.00 - 500.00	380.00 - 400.00	-	-
Meegoda (DEC)	150.00 - 180.00	250.00 - 320.00	170.00 - 180.00	42.00 - 50.00	47.00 - 56.00	600.00 - 760.00	520.00 - 590.00	350.00 - 450.00	-	77.00 - 100.00
Embilipitiya	80.00 - 100.00	200.00 - 260.00	100.00 - 130.00	20.00 - 25.00	25.00 - 30.00	700.00 - 800.00	500.00 - 600.00	300.00 - 400.00	-	100.00 - 120.00
Jaffna	80.00 - 100.00	300.00 - 350.00	150.00 - 180.00	-	-	650.00 - 700.00	500.00 - 550.00	430.00 - 480.00	-	100.00 - 120.00
Vavuniya	150.00 - 170.00	320.00 - 350.00	100.00 - 140.00	40.00 - 42.00	-	650.00 - 740.00	550.00 - 600.00	400.00 - 500.00	-	-
Mannar	160.00 - 180.00	350.00 - 400.00	140.00 - 160.00	28.00 - 32.00	-	520.00 - 550.00	420.00 - 450.00	340.00 - 360.00	-	80.00 - 100.00
Killinochchi	100.00 - 130.00	330.00 - 350.00	100.00 - 120.00	36.00 - 38.00	-	700.00 - 750.00	600.00 - 650.00	450.00 - 500.00	-	100.00 - 120.00
Mullaittivu	160.00 - 200.00	350.00 - 400.00	160.00 - 200.00	30.00 - 35.00	35.00 - 40.00	-	450.00 - 500.00	-	-	110.00 - 130.00
Batticaloa	-	-	-	-	-	-	-	-	-	-
Trincomalee	160.00 - 170.00	380.00 - 400.00	150.00 - 155.00	-	-	740.00 - 760.00	600.00 - 620.00	490.00 - 520.00	-	110.00 - 120.00
Veyangoda	160.00 - 220.00	300.00 - 350.00	180.00 - 220.00	30.00 - 36.00	40.00 - 48.00	680.00 - 800.00	550.00 - 600.00	400.00 - 450.00	-	85.00 - 110.00
Galenbindunuwewa	-	-	-	-	-	-	-	-	-	-
Bandarawela	160.00 - 180.00	350.00 - 420.00	160.00 - 200.00	25.00 - 30.00	40.00 - 43.00	580.00 - 600.00	530.00 - 550.00	440.00 - 460.00	-	80.00 - 100.00
Matale	180.00 - 200.00	350.00 - 380.00	160.00 - 180.00	32.00 - 35.00	42.00 - 45.00	600.00 - 680.00	450.00 - 480.00	300.00 - 350.00	-	70.00 - 80.00

Table 08 (Contd.)

LOCATIONS	Mango		Other Fruits							
	Vilad	Kohu	Papaw (Rs/kg)	Passion	Wood Apple	Orange	Avocado	Slime Apple	Grapes (Rs/kg)	King Coconut
Colombo	60.00 - 90.00	-	140.00 - 280.00	90.00 - 150.00	30.00 - 70.00	180.00 - 200.00	600.00 - 700.00	120.00 - 200.00	1500.00 - 2200.00	150.00 - 200.00
Gampaha	100.00 - 100.00	-	160.00 - 180.00	-	40.00 - 46.00	150.00 - 150.00	-	100.00 - 100.00	2000.00 - 2000.00	140.00 - 150.00
Kurunegala	50.00 - 60.00	-	100.00 - 170.00	-	36.00 - 44.00	-	-	-	1500.00 - 2000.00	130.00 - 150.00
Nikaweratiya	-	-	80.00 - 100.00	-	20.00 - 25.00	-	-	-	2500.00 - 2500.00	150.00 - 180.00
Dambulla	30.00 - 40.00	20.00 - 25.00	150.00 - 160.00	35.00 - 40.00	30.00 - 40.00	80.00 - 100.00	180.00 - 200.00	70.00 - 80.00	2200.00 - 2300.00	150.00 - 160.00
Anuradhapura	50.00 - 70.00	-	150.00 - 200.00	-	35.00 - 50.00	-	-	100.00 - 150.00	2000.00 - 2600.00	150.00 - 200.00
Thambuththegama	30.00 - 35.00	-	120.00 - 160.00	55.00 - 60.00	30.00 - 32.00	80.00 - 90.00	-	-	2100.00 - 2200.00	130.00 - 150.00
Polonnaruwa	-	-	150.00 - 200.00	-	40.00 - 55.00	-	-	-	2800.00 - 3000.00	150.00 - 200.00
Kaluthara	60.00 - 70.00	-	160.00 - 220.00	90.00 - 90.00	33.00 - 45.00	170.00 - 200.00	-	90.00 - 110.00	1800.00 - 2000.00	140.00 - 150.00
Badulla	50.00 - 60.00	15.00 - 20.00	140.00 - 200.00	60.00 - 75.00	50.00 - 50.00	-	-	50.00 - 50.00	1800.00 - 1900.00	200.00 - 200.00
Keppetipola	58.00 - 62.00	25.00 - 27.00	170.00 - 190.00	50.00 - 60.00	30.00 - 35.00	120.00 - 140.00	180.00 - 200.00	-	1650.00 - 1750.00	160.00 - 170.00
Moneragala	20.00 - 30.00	15.00 - 20.00	150.00 - 200.00	-	20.00 - 30.00	-	-	-	2000.00 - 2200.00	120.00 - 150.00
Kegalle	-	-	120.00 - 150.00	-	30.00 - 40.00	80.00 - 100.00	140.00 - 150.00	50.00 - 60.00	2000.00 - 2200.00	140.00 - 160.00
Ampara	-	-	130.00 - 140.00	-	-	-	-	-	2000.00 - 2100.00	140.00 - 150.00
Dehiattakandiya	-	-	160.00 - 240.00	-	30.00 - 60.00	100.00 - 100.00	-	-	2600.00 - 2800.00	120.00 - 150.00
Nuwaraeliya	60.00 - 65.00	28.00 - 30.00	180.00 - 200.00	50.00 - 80.00	35.00 - 40.00	140.00 - 150.00	200.00 - 220.00	-	1700.00 - 1800.00	170.00 - 180.00
Kandy	40.00 - 50.00	18.00 - 20.00	160.00 - 180.00	60.00 - 70.00	30.00 - 40.00	120.00 - 130.00	150.00 - 170.00	70.00 - 80.00	1800.00 - 2000.00	150.00 - 160.00
Puttalam	50.00 - 60.00	40.00 - 40.00	120.00 - 200.00	-	-	-	400.00 - 400.00	-	2500.00 - 3000.00	150.00 - 200.00
Hambantota	-	-	100.00 - 120.00	35.00 - 35.00	30.00 - 40.00	-	-	-	2000.00 - 2000.00	150.00 - 150.00
Rathnapura	40.00 - 60.00	15.00 - 18.00	150.00 - 200.00	-	20.00 - 25.00	-	-	50.00 - 60.00	2000.00 - 2200.00	120.00 - 150.00
Matara	-	-	130.00 - 140.00	95.00 - 100.00	40.00 - 50.00	120.00 - 150.00	-	65.00 - 75.00	1800.00 - 2000.00	140.00 - 160.00
Galle	-	-	-	-	-	-	-	-	-	-
Tissamaharama	50.00 - 60.00	-	120.00 - 140.00	70.00 - 80.00	16.00 - 20.00	-	250.00 - 300.00	-	2300.00 - 2600.00	130.00 - 150.00
Meegoda (DEC)	40.00 - 48.00	-	110.00 - 140.00	-	27.00 - 36.00	-	-	58.00 - 70.00	1800.00 - 2000.00	120.00 - 130.00
Embilipitiya	60.00 - 80.00	20.00 - 30.00	120.00 - 150.00	-	30.00 - 50.00	130.00 - 150.00	-	50.00 - 60.00	1750.00 - 2300.00	150.00 - 170.00
Jaffna	50.00 - 60.00	-	70.00 - 80.00	100.00 - 120.00	25.00 - 30.00	-	-	-	2000.00 - 2100.00	160.00 - 200.00
Vavuniya	-	-	100.00 - 120.00	-	20.00 - 25.00	-	-	-	2000.00 - 2150.00	150.00 - 160.00
Mannar	50.00 - 60.00	-	100.00 - 140.00	80.00 - 90.00	15.00 - 18.00	120.00 - 160.00	150.00 - 200.00	120.00 - 150.00	2400.00 - 2500.00	200.00 - 220.00
Killinochchi	40.00 - 45.00	-	100.00 - 120.00	-	20.00 - 25.00	-	-	-	2000.00 - 2100.00	150.00 - 200.00
Mullaittivu	35.00 - 40.00	-	100.00 - 120.00	-	20.00 - 25.00	-	-	-	2400.00 - 2450.00	150.00 - 160.00
Batticaloa	-	-	-	-	-	-	-	-	-	-
Trincomalee	65.00 - 70.00	45.00 - 46.00	100.00 - 115.00	-	36.00 - 40.00	82.00 - 83.00	-	-	2420.00 - 2450.00	180.00 - 200.00
Veyangoda	-	-	120.00 - 130.00	55.00 - 60.00	30.00 - 35.00	95.00 - 110.00	-	70.00 - 75.00	1800.00 - 2200.00	120.00 - 160.00
Galenbindunuwewa	-	-	-	-	-	-	-	-	-	-
Bandarawela	50.00 - 55.00	-	120.00 - 150.00	40.00 - 50.00	40.00 - 50.00	80.00 - 120.00	-	60.00 - 80.00	2200.00 - 2300.00	150.00 - 170.00
Matale	50.00 - 60.00	30.00 - 35.00	150.00 - 160.00	50.00 - 60.00	30.00 - 35.00	100.00 - 120.00	-	60.00 - 70.00	2200.00 - 2300.00	140.00 - 150.00

**Table 09: Selected Markets: Wholesale Price of Fresh Fish & Eggs (Rs/kg & Rs/egg)**

Week 47: 15 - 21 Nov 2024

Locations	Sea Fish					
	Salaya	Hurulla	Balaya	Kelawalla	Thora	Paraw
Colombo	200.00 – 350.00	750.00 – 900.00	700.00 – 850.00	1400.00 – 1600.00	2000.00 – 2500.00	1200.00 – 1400.00
Kandy	380.00 – 400.00	850.00 – 880.00	900.00 – 1000.00	1300.00 – 1400.00	2000.00 – 2200.00	1250.00 – 1350.00
Kaluthara	180.00 – 250.00	-	550.00 – 650.00	1000.00 – 1250.00	-	1200.00 – 1450.00
Puttalam	-	-	-	-	-	-
Matara	280.00 – 300.00	700.00 – 750.00	700.00 – 800.00	1300.00 – 1450.00	-	1300.00 – 1400.00
Hambantota	-	-	900.00 – 950.00	900.00 – 950.00	-	-
Galle	-	-	-	-	-	-
Batticaloa	-	-	-	-	-	-
Trincomalee	350.00 – 370.00	1040.00 – 1060.00	1050.00 – 1080.00	1760.00 – 1800.00	2160.00 – 2180.00	1480.00 – 1540.00
Mannar	250.00 – 280.00	540.00 – 580.00	-	-	-	950.00 – 1000.00

Locations	Sea Fish				Eggs	
	Mora	Shrimps	Thalapath	Teppeli	Brown	White
Colombo	-	1600.00 – 1700.00	1800.00 – 2200.00	-	37.00 – 39.00	35.00 – 36.00
Kandy	1150.00 – 1200.00	1800.00 – 1850.00	1900.00 – 2000.00	-	35.00 – 37.00	33.00 – 34.00
Kaluthara	1000.00 – 1100.00	1450.00 – 1650.00	-	-	-	-
Puttalam	-	-	-	-	-	-
Matara	-	1750.00 – 1900.00	1600.00 – 1750.00	-	36.00 – 37.00	33.00 – 34.00
Hambantota	-	1700.00 – 1800.00	-	-	-	32.00 – 33.00
Galle	-	-	-	-	-	-
Batticaloa	-	-	-	-	-	-
Trincomalee	1660.00 – 1700.00	1050.00 – 1100.00	-	-	39.00 – 40.00	37.00 – 38.00
Mannar	1900.00 – 2000.00	1150.00 – 1200.00	-	-	39.00 – 40.00	37.00 – 38.00

**Table 10: Selected Markets: Wholesale Price of Dried Fish (Rs/50kg)**

Week 47: 15 - 21 Nov 2024

Locations	Local Dried Fish					
	Sprats	Kattawa	Thora	Mora	Balaya	Anguluwa
Colombo	55000 – 62500	-	-	90000 – 97500	45000 – 50000	-
Kandy	55000 – 60000	-	-	87500 – 90000	50000 – 55000	50000 – 55000
Batticaloa	-	-	-	-	-	-
Trincomalee	52000 – 52500	-	-	-	52800 – 53500	48000 – 49000
Mannar	55000 – 57500	80000 – 105000	-	75000 – 80000	47500 – 52500	35000 – 37500

Locations	Local Dried Fish			Imported Dried Fish		
	Maduwa	Koduwa	Salaya	Sprats	Kattawa	Thora
Colombo	55000 – 65000	-	20000 – 25000	35000 – 42500	52500 – 60000	-
Kandy	62500 – 65000	-	21000 – 25000	47500 – 52000	62500 – 65000	-
Batticaloa	-	-	-	-	-	-
Trincomalee	49500 – 51000	-	28500 – 29500	45500 – 46000	-	-
Mannar	57500 – 60000	-	32500 – 35000	50000 – 55000	-	-

Locations	Imported Dried Fish					
	Mora	Balaya	Anguluwa	Maduwa	Koduwa	Salaya
Colombo	-	-	70000 – 77500	-	-	-
Kandy	-	-	-	-	-	-
Batticaloa	-	-	-	-	-	-
Trincomalee	-	-	-	-	-	-
Mannar	-	-	-	-	-	-



**Table 12: Selected Markets: Retail Price of Dried Fish (Rs/kg)**

Week 47: 15 - 21 Nov 2024

LOCATIONS	Dried Fish													
	Sprats-Imported		Kattawa		Thora		Mora		Balaya		Anguluwa		Salaya	
Colombo	1000.00	1600.00	1800.00	2200.00	-	-	2000.00	2600.00	1300.00	1800.00	1800.00	2400.00	600.00	1000.00
Gampaha	1000.00	1200.00	-	-	3600.00	3600.00	2200.00	2400.00	1400.00	1400.00	2000.00	2000.00	900.00	900.00
Kurunegala	1100.00	1200.00	1600.00	1700.00	-	-	1900.00	2000.00	-	-	1550.00	1700.00	700.00	750.00
Nikaweratiya	1000.00	1200.00	1600.00	1800.00	-	-	2000.00	2200.00	1300.00	1400.00	1800.00	2000.00	600.00	800.00
Dambulla	1100.00	1200.00	2300.00	2400.00	-	-	2300.00	2400.00	1400.00	1500.00	1900.00	2000.00	-	-
Anuradhapura	1000.00	1400.00	1800.00	2400.00	-	-	2000.00	2400.00	1200.00	1600.00	1800.00	2400.00	700.00	900.00
Thambuththegama	1000.00	1200.00	1600.00	1800.00	-	-	2100.00	2200.00	1200.00	1500.00	1200.00	1350.00	600.00	750.00
Polonnaruwa	1100.00	1200.00	1600.00	1800.00	-	-	2100.00	2300.00	1300.00	1400.00	-	-	-	-
Kaluthara	1200.00	1300.00	2000.00	2300.00	2600.00	2800.00	2400.00	2600.00	1300.00	1400.00	2200.00	2400.00	800.00	1000.00
Badulla	1200.00	1300.00	2200.00	2200.00	-	-	2200.00	2400.00	1200.00	1400.00	-	-	-	-
Keppetipola	1200.00	1250.00	2400.00	2450.00	-	-	2300.00	2340.00	1400.00	1450.00	2350.00	2380.00	860.00	880.00
Moneragala	1000.00	1400.00	2000.00	2100.00	-	-	2000.00	2200.00	1600.00	1700.00	2000.00	2200.00	800.00	840.00
Kegalle	1060.00	1200.00	1600.00	1900.00	-	-	2000.00	2200.00	1200.00	1200.00	-	-	-	-
Ampara	-	-	1800.00	2000.00	-	-	2000.00	2000.00	1400.00	1500.00	1000.00	1200.00	-	-
Dehiattakandiya	1000.00	1200.00	1800.00	2400.00	-	-	2200.00	2600.00	1200.00	1800.00	1200.00	1600.00	-	-
Nuwaraeliya	1250.00	1300.00	2460.00	2480.00	-	-	2320.00	2350.00	1450.00	1500.00	2380.00	2400.00	900.00	920.00
Kandy	1200.00	1300.00	2000.00	2100.00	-	-	2200.00	2400.00	1600.00	1700.00	1900.00	2000.00	800.00	900.00
Puttalam	1000.00	1200.00	1800.00	1800.00	-	-	2200.00	2300.00	1200.00	1600.00	1000.00	1400.00	720.00	900.00
Hambantota	1200.00	1200.00	-	-	-	-	-	-	1400.00	1500.00	2200.00	2200.00	-	-
Rathnapura	1080.00	1240.00	1800.00	2100.00	-	-	1800.00	2200.00	1400.00	1530.00	1800.00	2200.00	-	-
Matara	1150.00	1250.00	1700.00	2000.00	-	-	1850.00	2100.00	1400.00	1500.00	1800.00	2000.00	-	-
Galle	-	-	-	-	-	-	-	-	-	-	-	-	-	-
Tissamaharama	1100.00	1200.00	-	-	-	-	-	-	-	-	1000.00	1000.00	-	-
Meegoda	1000.00	1200.00	1600.00	1800.00	-	-	1920.00	2200.00	1400.00	1500.00	2000.00	2400.00	600.00	800.00
Embilipitiya	1200.00	1400.00	1900.00	2200.00	-	-	2150.00	2250.00	1300.00	1600.00	2000.00	2300.00	800.00	1000.00
Jaffna	1000.00	1100.00	2200.00	2400.00	3100.00	3250.00	2150.00	2300.00	1280.00	1350.00	1200.00	1300.00	-	-
Vavuniya	-	-	2200.00	2300.00	-	-	-	-	-	-	-	-	800.00	850.00
Mannar	1200.00	1250.00	1800.00	2400.00	-	-	1700.00	1900.00	1200.00	1300.00	900.00	950.00	750.00	850.00
Killinochchi	1150.00	1250.00	2350.00	2450.00	-	-	2400.00	2500.00	1500.00	1600.00	1100.00	1200.00	800.00	900.00
Mullaittivu	1100.00	1200.00	2400.00	2450.00	-	-	2450.00	2600.00	-	-	950.00	1000.00	600.00	750.00
Batticaloa	-	-	-	-	-	-	-	-	-	-	-	-	-	-
Trincomalee	1100.00	1140.00	2270.00	2300.00	-	-	-	-	1290.00	1320.00	1200.00	1230.00	760.00	780.00
Veyangoda	1040.00	1200.00	1800.00	2200.00	-	-	2200.00	2300.00	1200.00	1520.00	1800.00	2200.00	700.00	700.00
Galenbindunuwewa	-	-	-	-	-	-	-	-	-	-	-	-	-	-
Bandarawela	1000.00	1200.00	2000.00	2200.00	-	-	2100.00	2200.00	1400.00	1450.00	1700.00	2000.00	700.00	850.00
Matale	1000.00	1300.00	2200.00	2300.00	-	-	2300.00	2400.00	1500.00	1700.00	2300.00	2400.00	700.00	800.00

**Table 13: Selected Markets: Retail Price of Meat (Rs/kg)**

Week 47: 15 - 21 Nov 2024

LOCATIONS	Meat	Meat (Chicken)		Meat	
	Beef	Broiler	Curry	Mutton	Pork
Colombo	2400.00 - 2600.00	1100.00 - 1200.00	1100.00 - 1200.00	3300.00 - 3600.00	1300.00 - 1500.00
Gampaha	-	1150.00 - 1150.00	1400.00 - 1400.00	-	-
Kurunegala	2500.00 - 2600.00	1050.00 - 1100.00	1340.00 - 1400.00	3450.00 - 3600.00	1300.00 - 1300.00
Nikaweratiya	2200.00 - 2200.00	1060.00 - 1100.00	-	-	-
Dambulla	-	950.00 - 1080.00	-	-	1400.00 - 1400.00
Anuradhapura	2300.00 - 2400.00	950.00 - 1150.00	1250.00 - 1400.00	3500.00 - 3600.00	1200.00 - 1300.00
Thambuththegama	-	980.00 - 1100.00	1200.00 - 1300.00	-	1300.00 - 1500.00
Polonnaruwa	2100.00 - 2200.00	1100.00 - 1200.00	1280.00 - 1300.00	3000.00 - 3100.00	-
Kaluthara	2700.00 - 2700.00	980.00 - 1050.00	1100.00 - 1200.00	3850.00 - 3850.00	1400.00 - 1400.00
Badulla	2200.00 - 2200.00	1250.00 - 1300.00	1400.00 - 1450.00	3100.00 - 3100.00	-
Keppetipola	2100.00 - 2200.00	1100.00 - 1150.00	1200.00 - 1240.00	3200.00 - 3300.00	-
Moneragala	2300.00 - 2300.00	980.00 - 1250.00	1500.00 - 1600.00	2800.00 - 2800.00	1350.00 - 1500.00
Kegalle	2300.00 - 2300.00	1050.00 - 1150.00	-	3100.00 - 3100.00	-
Ampara	2100.00 - 2100.00	1000.00 - 1000.00	-	-	1650.00 - 1700.00
Dehiattakandiya	-	1100.00 - 1200.00	-	-	1290.00 - 1500.00
Nuwaraeliya	2200.00 - 2300.00	1100.00 - 1180.00	1200.00 - 1250.00	3300.00 - 3400.00	-
Kandy	2200.00 - 2200.00	1060.00 - 1080.00	1200.00 - 1250.00	3100.00 - 3100.00	1300.00 - 1350.00
Puttalam	2200.00 - 2200.00	1000.00 - 1000.00	1500.00 - 1500.00	3600.00 - 3600.00	-
Hambantota	-	1100.00 - 1150.00	-	-	-
Rathnapura	2400.00 - 2400.00	1080.00 - 1120.00	1250.00 - 1350.00	3200.00 - 3200.00	-
Matara	-	1120.00 - 1150.00	-	-	-
Galle	-	-	-	-	-
Tissamaharama	-	980.00 - 1150.00	-	-	1500.00 - 1600.00
Meegoda	-	1000.00 - 1120.00	1280.00 - 1300.00	-	-
Embilipitiya	2150.00 - 2200.00	950.00 - 1100.00	1150.00 - 1250.00	2900.00 - 3000.00	1350.00 - 1500.00
Jaffna	2000.00 - 2100.00	1100.00 - 1150.00	1300.00 - 1350.00	3450.00 - 3600.00	-
Vavuniya	2000.00 - 2150.00	1150.00 - 1200.00	1500.00 - 1600.00	3200.00 - 3250.00	-
Mannar	2000.00 - 2200.00	1130.00 - 1200.00	1600.00 - 1700.00	-	-
Killinochchi	2000.00 - 2050.00	1150.00 - 1250.00	1350.00 - 1400.00	3200.00 - 3300.00	-
Mullaittivu	-	1250.00 - 1300.00	-	-	-
Batticaloa	-	-	-	-	-
Trincomalee	2200.00 - 2250.00	1250.00 - 1280.00	1800.00 - 1900.00	3480.00 - 3500.00	-
Veyangoda	2350.00 - 2400.00	1000.00 - 1180.00	1050.00 - 1050.00	-	-
Galenbindunuwewa	-	-	-	-	-
Bandarawela	2300.00 - 2400.00	1000.00 - 1200.00	-	3100.00 - 3200.00	-
Matale	2000.00 - 2100.00	1000.00 - 1100.00	1300.00 - 1400.00	2900.00 - 3000.00	1400.00 - 1600.00



**Table 14: Colombo: Wholesale Prices (Rs/kg or Rs/piece)**

**Week 47: 15 - 21 Nov 2024**

COMMODITY	Range	Average Price			Change Compared to		COMMODITY	Range	Average Price			Change Compared to	
		This Week	Last Week	Last Year	Last Week (%)	Last Year (%)			This Week	Last Week	Last Year	Last Week (%)	Last Year (%)
<b>Rice</b>							<b>Coconut</b>						
<b>Local</b>							Large						
Samba 1	225.00 - 230.00	228.13	227.00	229.78	0.50	-0.72	Small	140.00 - 150.00	143.89	140.00	103.00	2.78	39.70
Samba 2	218.00 - 220.00	219.33	219.33	225.22	0.00	-2.61		110.00 - 130.00	120.00	116.00	89.50	3.45	34.08
Keeri Samba	240.00 - 260.00	250.00	250.00	307.50	0.00	-18.70	<b>Fruits (Rs/fruit)</b>						
Nadu 1	228.00 - 235.00	230.43	227.50	211.67	1.29	8.86	<b>Plantain</b>						
Nadu 2	220.00 - 225.00	222.25	219.33	205.11	1.33	8.36	Ambul (Rs/kg)	50.00 - 120.00	86.92	83.33	176.92	4.31	-50.87
Raw (Red)	215.00 - 225.00	220.33	217.43	185.56	1.34	18.74	Kolikuttu (Rs/kg)	180.00 - 230.00	209.00	195.00	466.43	7.18	-55.19
Raw (White)	220.00 - 230.00	224.17	219.29	206.67	2.23	8.47	Seeni (Rs/kg)	100.00 - 140.00	118.33	116.67	145.00	1.43	-18.39
<b>Imported</b>							Anamalu						
Samba	275.00 - 280.00	277.50	277.50		0.00		Ambun	25.00 - 35.00	29.56	32.33	27.33	-8.59	8.13
Nadu							Papaw(Rs/kg)	36.00 - 44.00	40.22	43.33	32.00	-7.18	25.69
Raw (Red)							Passion Fruit	100.00 - 160.00	130.91	75.45	86.15	73.49	51.95
Raw (White)							Pineapple Large	60.00 - 80.00	71.25	47.50	17.83	50.00	299.53
<b>Dried Chillies</b>							Pineapple Medium						
Imported	650.00 - 700.00	676.67	671.67	1037.14	0.74	-34.76	Pineapple Small	400.00 - 480.00	455.00	473.33	511.25	-3.87	-11.00
<b>Onion</b>							Mango						
Sinnan	220.00 - 300.00	266.67	248.33		7.38		Betti				20.00		
Vedalan			328.33	362.50			Karthakolomban	75.00 - 120.00	101.67	116.67	44.00	-12.86	131.06
Imported	350.00 - 380.00	365.00	353.75	445.71	3.18	-18.11	Vilad	40.00 - 70.00	51.43	60.00	27.60	-14.29	86.34
<b>Big Onion</b>							Kohu						
Imported	210.00 - 340.00	270.00	253.50	195.00	6.51	38.46	<b>Other</b>						
<b>Local</b>							Wood Apple						
			320.00				Orange	20.00 - 26.00	23.45	15.00	23.75	56.36	-1.24
<b>Potato</b>							Avocado						
Welimada	230.00 - 260.00	251.00	225.00	265.00	11.56	-5.28	Slime Apple	120.00 - 160.00	143.33	110.00		30.30	
N'Eliya	280.00 - 290.00	285.00	257.50	295.71	10.68	-3.62	Grapes (Imp., Rs/kg)	450.00 - 630.00	551.00	236.15	115.00	133.32	379.13
Imported	145.00 - 200.00	165.63	150.71	191.11	9.89	-13.34	King Coconut	80.00 - 120.00	102.00	84.17		21.19	
<b>Pulses</b>							Sea Fish						
Green Gram	500.00 - 600.00	550.00	581.67	738.33	-5.44	-25.51	Salaya	1200.00 - 1280.00	1246.00	1270.00	1071.43	-1.89	16.29
Cowpea (White)	520.00 - 650.00	577.14	600.00	951.67	-3.81	-39.35	Hurulla	100.00 - 150.00	132.22	141.82	88.00	-6.77	50.25
Cowpea (Red)	500.00 - 650.00	561.67	585.71	980.00	-4.11	-42.69	<b>Sea Fish</b>						
Red Dhal	275.00 - 280.00	276.88	274.29	295.00	0.94	-6.14	Salaya	200.00 - 350.00	274.17	330.83	210.00	-17.13	30.56
<b>Vegetable</b>							Hurulla						
Beans (Butter)							Balaya	750.00 - 900.00	822.50	798.33	398.00	3.03	106.66
Beans(Green)	400.00 - 500.00	450.00	345.00	438.00	30.43	2.74	Kelawalla	700.00 - 850.00	789.17	731.67	680.00	7.86	16.05
Carrot	60.00 - 100.00	75.00	100.00	219.00	-25.00	-65.75	Thora	1400.00 - 1600.00	1503.33	1175.00	1148.00	27.94	30.95
Leeks	80.00 - 130.00	102.00	154.00	120.00	-33.77	-15.00	Paraw	2000.00 - 2500.00	2233.33	2025.00	1675.00	10.29	33.33
Beetroot	130.00 - 200.00	168.33	115.00	229.09	46.38	-26.52	Mora	1200.00 - 1400.00	1306.67	1304.17	1149.00	0.19	13.72
Knolkhol	140.00 - 180.00	157.00	137.00	205.00	14.60	-23.41	Shrimps			1033.33	1002.00		
Raddish	60.00 - 100.00	80.00	82.00	192.00	-2.44	-58.33	Thalapath	1600.00 - 1700.00	1665.83	1612.50	1738.00	3.31	-4.15
Cabbage	60.00 - 100.00	74.00	78.00	220.00	-5.13	-66.36	<b>Eggs</b>						
Tomato	180.00 - 250.00	212.00	257.00	267.00	-17.51	-20.60	Brown	37.00 - 39.00	37.81	36.13	41.25	4.67	-8.33
Ladies Fingers	100.00 - 150.00	124.00	90.00	178.00	37.78	-30.34	White	35.00 - 36.00	35.63	33.63	38.50	5.95	-7.47
Brinjal	150.00 - 250.00	190.00	231.00	269.00	-17.75	-29.37	<b>Dried Fish</b>						
Capsicum	400.00 - 600.00	500.00	450.00	553.00	11.11	-9.58	Sprats	1100.00 - 1250.00	1189.17	950.83	1113.64	25.07	6.78
Pumpkin	80.00 - 130.00	108.00	102.22	88.00	5.65	22.73	Sprats (Imported)	700.00 - 850.00	812.50	806.67	883.33	0.72	-8.02
Cucumber	130.00 - 160.00	148.00	106.00	142.00	39.62	4.23	Kattawa						
Bitter Gourd	400.00 - 450.00	430.00	402.00	522.00	6.97	-17.62	Kattawa (Imported)	1050.00 - 1200.00	1136.36	1130.00	1261.00	0.56	-9.88
Snake Gourd	180.00 - 250.00	212.50	208.00	279.00	2.16	-23.84	Thora						
Drumstick	180.00 - 300.00	220.00	160.00	503.08	37.50	-56.27	Thora (Imported)						
Luffa	250.00 - 300.00	276.00	218.00	282.00	26.61	-2.13	Mora	1800.00 - 1950.00	1874.17	1834.62	1696.00	2.16	10.51
Long Beans	150.00 - 250.00	200.00	194.00	288.33	3.09	-30.64	Mora (Imported)						
Ash Plantain	80.00 - 120.00	96.00	106.00	224.00	-9.43	-57.14	Balaya	900.00 - 1000.00	945.00	1103.33	899.09	-14.35	5.11
Green Chillies	180.00 - 300.00	235.00	263.00	462.00	-10.65	-49.13	Balaya (Imported)						
Lime	650.00 - 800.00	725.00	650.00	1440.00	11.54	-49.65	Anguluwa						
<b>Root Crops</b>							Anguluwa (Imported)						
Sweet Potato	80.00 - 100.00	90.00	95.00	90.00	-5.26	0.00	Maduwa	1400.00 - 1550.00	1491.67	1483.33	1542.73	0.56	-3.31
Manioc	80.00 - 100.00	92.00	96.00	110.91	-4.17	-17.05	Maduwa (Imported)	1100.00 - 1300.00	1206.67	1248.33	1290.00	-3.34	-6.46
<b>Leafy Vegetable</b>							Koduwa						
Mukunuwenna	30.00 - 40.00	35.00	38.00	45.00	-7.89	-22.22	Koduwa (Imported)						
Kankun	30.00 - 40.00	35.00	38.00	45.00	-7.89	-22.22	Salaya	400.00 - 500.00	432.50	376.67	299.09	14.82	44.60
Gotukola (Rs/kg)	320.00 - 340.00	332.00	311.00	153.75	6.75	115.93	Salaya (Imported)						

**This Week:** Week 47: 15 - 21 Nov 2024  
**Last Week:** Week 46: 08 - 14 Nov 2024

**Table 15: Colombo &Suburbs: Retail Prices (Rs/kg or Rs/piece)**

**Week 47: 15 - 21 Nov 2024**

COMMODITY	Range	Average Price			Change Compared to		COMMODITY	Range	Average Price			Change Compared to	
		This Week	Last Week	Last Year	Last Week (%)	Last Year (%)			This Week	Last Week	Last Year	Last Week (%)	Last Year (%)
<b><u>Rice</u></b>													
<b>Local</b>													
Samba 1	230.00 - 255.00	245.28	245.00	235.79	0.28	4.02							
Samba 2	-	-	-	230.00	-	-							
Keeri Samba	260.00 - 280.00	263.90	263.51	-	0.39	-							
Nadu 1	230.00 - 250.00	239.31	236.79	225.00	2.52	6.36							
Nadu 2	225.00 - 225.00	225.00	222.14	220.00	2.86	2.27							
Raw (Red)	220.00 - 240.00	228.00	222.65	201.96	5.35	12.89							
Raw (White)	220.00 - 240.00	228.87	224.12	212.96	4.75	7.47							
<b>Imported</b>													
Samba	280.00 - 320.00	301.30	300.00	-	-	1.30							
Nadu	-	-	-	-	-	-							
Raw (Red)	-	-	-	-	-	-							
Raw (White)	-	-	-	-	-	-							
<b><u>Dried Chillies</u></b>													
Imported	750.00 - 1100.00	938.89	909.50	1342.07	29.39	-30.04							
<b><u>Onion</u></b>													
Sinnan	360.00 - 400.00	386.67	363.64	-	23.03	-							
Vedalan	400.00 - 480.00	457.06	453.04	562.00	4.02	-18.67							
Imported	380.00 - 560.00	477.38	471.33	496.36	6.05	-3.82							
<b><u>Big Onion</u></b>													
Imported	320.00 - 430.00	398.05	317.27	297.33	80.78	33.87							
Local	350.00 - 440.00	400.00	364.12	-	35.88	-							
<b><u>Potato</u></b>													
Welimada	320.00 - 380.00	358.67	324.17	330.91	34.50	8.39							
N'Eliya	360.00 - 480.00	411.03	395.33	413.33	15.70	-0.56							
Imported	200.00 - 260.00	229.09	222.79	224.63	6.30	1.99							
<b><u>Pulses</u></b>													
Green Gram	700.00 - 1000.00	854.00	859.47	1119.23	-5.47	-23.70							
Cowpea (White)	760.00 - 1000.00	877.50	890.69	1170.00	-13.19	-25.00							
Cowpea (Red)	760.00 - 1000.00	871.03	882.90	1185.71	-11.87	-26.54							
Red Dhal	290.00 - 340.00	307.43	303.33	341.54	4.10	-9.99							
<b><u>Vegetable</u></b>													
Beans (Butter)	-	-	-	-	-	-							
Beans(Green)	450.00 - 650.00	540.37	420.40	627.42	119.97	-13.87							
Carrot	100.00 - 280.00	206.43	209.63	390.97	-3.20	-47.20							
Leeks	150.00 - 360.00	263.57	272.96	284.81	-9.39	-7.46							
Beetroot	180.00 - 360.00	273.45	243.20	380.00	30.25	-28.04							
Knolkhol	160.00 - 400.00	314.40	289.52	406.00	24.88	-22.56							
Raddish	80.00 - 280.00	197.41	202.22	310.71	-4.81	-36.47							
Cabbage	100.00 - 300.00	204.44	207.31	383.44	-2.86	-46.68							
Tomato	200.00 - 400.00	333.10	342.40	410.94	-9.30	-18.94							
Ladies Fingers	150.00 - 320.00	254.07	228.08	347.00	26.00	-26.78							
Brinjal	250.00 - 420.00	335.36	360.40	474.52	-25.04	-29.33							
Capsicum	450.00 - 1000.00	724.81	628.85	842.58	95.97	-13.98							
Pumpkin	130.00 - 240.00	213.45	210.77	180.33	2.68	18.36							
Cucumber	150.00 - 320.00	256.79	204.58	248.13	52.20	3.49							
Bitter Gourd	260.00 - 680.00	555.36	528.00	704.33	27.36	-21.15							
Snake Gourd	250.00 - 450.00	360.69	350.77	456.45	9.92	-20.98							
Drumstick	300.00 - 600.00	417.60	325.56	665.38	92.04	-37.24							
Luffa	300.00 - 450.00	362.76	354.80	494.14	7.96	-26.59							
Long Beans	200.00 - 400.00	329.26	305.45	445.33	23.80	-26.06							
Ash Plantain	160.00 - 320.00	259.64	227.83	404.19	31.82	-35.76							
Green Chillies	300.00 - 720.00	491.33	499.60	788.44	-8.27	-37.68							
Lime	700.00 - 1200.00	1020.00	855.77	1978.57	164.23	-48.45							
<b><u>Root Crops</u></b>													
Sweet Potato	130.00 - 260.00	208.52	214.35	234.06	-5.83	-10.91							
Manioc	140.00 - 240.00	197.93	202.92	204.81	-4.99	-3.36							
<b><u>Leafy Vegetable</u></b>													
Mukunuwenna	50.00 - 80.00	73.33	70.56	74.80	2.78	-1.96							
Kankun	50.00 - 80.00	73.33	70.56	74.80	2.78	-1.96							
Gotukola	110.00 - 150.00	143.13	141.05	90.00	2.07	59.03							
<b><u>Coconut</u></b>													
Large	150.00 - 170.00	155.42	151.96	116.30	3.46	33.64							
Small	120.00 - 140.00	131.90	130.71	93.85	1.18	40.55							
<b><u>Fruits (Rs/fruit)</u></b>													
<b>Plantain</b>													
Ambul (Rs/kg)	150.00 - 240.00	185.14	180.00	235.33	5.14	-21.33							
Kolikuttu (Rs/kg)	250.00 - 430.00	354.59	351.58	585.52	3.02	-39.44							
Seeni (Rs/kg)	150.00 - 250.00	197.03	191.16	213.79	5.86	-7.84							
Anamalu	40.00 - 54.00	44.83	42.96	35.58	1.87	26.00							
Ambun	56.00 - 70.00	64.31	62.67	48.27	1.64	33.23							
Papaw(Rs/kg)	140.00 - 280.00	211.89	158.71	197.00	53.18	7.56							
Passion Fruit	90.00 - 150.00	110.00	84.62	47.63	25.38	130.94							
Pineapple Large	500.00 - 650.00	586.15	588.15	590.00	-1.99	-0.65							
Pineapple Medium	380.00 - 500.00	453.85	454.81	491.25	-0.97	-7.61							
Pineapple Small	300.00 - 400.00	360.77	363.33	417.60	-2.56	-13.61							
<b>Mango</b>													
Betti	-	-	-	-	-	-							
Karthakolomban	100.00 - 200.00	148.00	176.25	119.82	-28.25	23.52							
Vilad	60.00 - 90.00	75.56	85.45	-	-	-9.90							
Kohu	-	-	-	-	-	-							
<b>Other</b>													
Wood Apple	30.00 - 70.00	48.81	41.18	53.50	7.64	-8.76							
Orange	180.00 - 200.00	188.57	161.54	175.79	27.03	7.27							
Avocado	600.00 - 700.00	640.00	551.25	126.58	88.75	405.61							
Slime Apple	120.00 - 200.00	149.23	144.00	125.88	5.23	18.55							
Grapes (Imp., Rs/kg)	1500.00 - 2200.00	1962.96	1982.61	1957.14	-19.65	0.30							
King Coconut	150.00 - 200.00	178.44	180.38	144.55	-1.95	23.45							
<b>Sea Fish</b>													
Salaya	320.00 - 600.00	418.42	543.16	455.91	-124.74	-8.22							
Hurulla	900.00 - 1300.00	1088.75	950.00	610.91	138.75	78.22							
Balaya	900.00 - 1600.00	1195.83	1008.00	944.44	187.83	26.62							
Kelawalla	1650.00 - 2800.00	2118.42	1993.89	1927.50	124.53	9.91							
Thora	2600.00 - 4200.00	3164.71	3140.00	2550.00	24.71	24.11							
Paraw	1450.00 - 2400.00	1847.78	1807.14	1811.11	40.63	2.02							
Mora	-	-	-	-	-	-							
Shrimps	1800.00 - 2200.00	1945.79	1934.71	2071.43	11.08	-6.07							
Thalapat	2000.00 - 3200.00	2802.94	2757.89	2595.45	45.05	7.99							
<b>Eggs</b>													
Brown	38.00 - 40.00	39.00	38.06	43.00	0.94	-9.30							
White	36.00 - 38.00	37.22	36.50	40.56	0.72	-8.22							
<b>Dried Fish</b>													
Sprats	1600.00 - 2000.00	1877.78	1800.00	1907.14	77.78	-1.54							
Sprats (Imported)	1000.00 - 1600.00	1361.11	1300.00	1217.86	61.11	11.76							
Kattawa	1800.00 - 2200.00	2027.78	1981.25	2325.00	46.53	-12.78							
Thora	-	-	-	-	-	-							
Mora	2000.00 - 2600.00	2416.67	2388.89	2300.00	27.78	5.07							
Balaya	1300.00 - 1800.00	1681.82	1688.24	1748.15	-6.42	-3.79							
Anguluwa	1800.00 - 2400.00	2237.50	2200.00	2411.54	37.50	-7.22							
Maduwa	1400.00 - 1600.00	1458.33	1416.67	-	41.67	-							
Koduwa	-	-	-	-	-	-							
Salaya	600.00 - 1000.00	947.37	946.67	880.00	0.70	7.66							
<b>Meat</b>													
Beef (without Bones)	2400.00 - 2600.00	2466.67	2477.78	2350.00	-11.11	4.96							
Chicken (Broiler)	1100.00 - 1200.00	1144.17	1053.64	1212.73	90.53	-5.65							
Chicken (Curry)	1100.00 - 1200.00	1150.83	1101.82	1310.91	49.02	-12.21							
Mutton	3300.00 - 3600.00	3444.44	3433.33	3220.00	11.11	6.97							
Pork	1300.00 - 1500.00	1350.00	1300.00	1433.33	50.00	-5.81							

**This Week:** Week 47: 15 - 21 Nov 2024  
**Last Week:** Week 46: 08 - 14 Nov 2024

**Table 16: Farmgate/Producer Prices of Food Commodities in Selected Producing Areas (Rs/kg)**

Week 47: 15 - 21 Nov 2024

COMMODITY	Range	Average Price	COMMODITY	Range	Average Price	COMMODITY	Range	Average Price
<b><u>Paddy</u></b>			<b><u>Vegetable (Up Country)</u></b>			<b><u>Snake Gourd</u></b>		
<b>Short Grain</b>			<b>Beans</b>			Dambulla	145.00 - 167.50	156.88
A'pura	130.00 - 135.00	132.00	Dambulla	390.00 - 430.00	408.00	Hambantota	170.00 - 180.00	175.00
P'naruwa	133.00 - 135.00	134.00	Welimada	380.00 - 420.00	400.00	Embilipitiya	180.00 - 200.00	190.00
Kalawewa	132.00 - 135.00	132.80	Badulla	-	-	Matara	-	-
Kurunegala	128.00 - 129.00	128.33	<b>Carrot</b>			A'pura	160.00 - 180.00	168.00
Dehiattakandiya	-	-	N'Eliya	65.00 - 75.00	70.00	<b>Luffa</b>		
Nikaweratiya	130.00 - 132.00	131.00	Welimada	35.00 - 45.00	38.75	Dambulla	190.00 - 200.00	193.33
Ampara	130.00 - 132.00	131.00	Hanguranketha	-	-	Hambantota	180.00 - 200.00	190.00
<b>Long Grain (White)</b>			<b>Leeks</b>			Embilipitiya	200.00 - 230.00	215.00
A'pura	134.00 - 137.00	135.20	N'Eliya	65.00 - 75.00	70.00	Matara	-	-
P'naruwa	137.00 - 139.00	138.00	Welimada	60.00 - 70.00	66.00	A'pura	220.00 - 240.00	228.00
Kalawewa	135.00 - 139.00	137.40	<b>Beetroot</b>			<b>Green Chillies</b>		
Kurunegala	130.00 - 134.00	131.50	N'Eliya	115.00 - 120.00	118.00	Dambulla	145.00 - 162.50	151.00
Dehiattakandiya	127.00 - 129.00	128.00	Dambulla	90.00 - 110.00	100.00	Hambantota	-	-
Embilipitiya	-	-	Kurunegala	-	-	Embilipitiya	270.00 - 300.00	285.00
Nikaweratiya	131.00 - 133.00	132.20	Welimada	90.00 - 100.00	94.00	Puttalam	-	-
Hambantota	-	-	Hanguranketha	-	-	A'pura	200.00 - 250.00	220.00
Ampara	135.00 - 140.00	137.00	<b>Knol Khol</b>			<b>Pumpkin</b>		
<b>Long Grain (Red)</b>			N'Eliya	110.00 - 120.00	115.00	Dambulla	76.00 - 95.00	86.60
Matara	130.00 - 140.00	135.75	Welimada	100.00 - 110.00	104.00	Hambantota	80.00 - 90.00	85.00
Hambantota	135.00 - 145.00	140.00	Hanguranketha	-	-	Embilipitiya	80.00 - 100.00	92.50
Embilipitiya	140.00 - 141.00	140.33	<b>Raddish</b>			Matara	90.00 - 100.00	95.00
<b>Keeri Samba</b>			N'Eliya	55.00 - 65.00	61.00	A'pura	80.00 - 90.00	84.00
A'pura	130.00 - 133.00	131.20	Welimada	25.00 - 35.00	30.00	Moneragala	-	-
P'naruwa	136.00 - 138.00	136.83	Hambantota	-	-	<b>Cucumber</b>		
Kalawewa	130.00 - 132.00	130.80	Hanguranketha	-	-	A'pura	80.00 - 90.00	84.00
Kurunegala	128.00 - 132.00	130.00	<b>Cabbage</b>			Dambulla	130.00 - 140.00	135.00
Dehiattakandiya	127.00 - 130.00	128.67	N'Eliya	45.00 - 55.00	49.00	Hambantota	-	-
<b>Red Onion</b>			Welimada	25.00 - 35.00	31.00	Matara	-	-
Puttalam	-	-	Badulla	70.00 - 80.00	76.67	<b>Long Beans</b>		
Jaffna	230.00 - 240.00	236.00	Hanguranketha	-	-	Dambulla	145.00 - 177.50	165.00
<b>Big Onion</b>			<b>Tomato</b>			Hambantota	120.00 - 130.00	125.00
Dambulla	350.00 - 370.00	358.00	Welimada	120.00 - 140.00	132.00	Embilipitiya	200.00 - 230.00	215.00
Kalawewa	-	-	Hambantota	-	-	Matara	130.00 - 150.00	141.25
A'pura	-	-	Dambulla	145.00 - 152.50	149.00	A'pura	200.00 - 220.00	208.00
<b>Potato</b>			Hanguranketha	-	-	<b>Ash Plantain</b>		
N'Eliya	260.00 - 270.00	266.00	<b>Vegetable (Low Country)</b>			Hambantota	-	-
Badulla	-	-	<b>Ladies Fingers</b>			Embilipitiya	65.00 - 80.00	72.50
Welimada	220.00 - 240.00	232.00	A'pura	70.00 - 80.00	74.00	Matara	90.00 - 100.00	96.25
<b>Pulses</b>			Dambulla	48.00 - 62.00	54.80	<b>Lime</b>		
<b>Green Gram</b>			Hambantota	90.00 - 100.00	95.00	Hambantota	-	-
Hambantota	-	-	Embilipitiya	80.00 - 90.00	86.25	Embilipitiya	650.00 - 700.00	675.00
Moneragala	430.00 - 450.00	438.00	Matara	75.00 - 80.00	77.50	Moneragala	400.00 - 450.00	420.00
Embilipitiya	430.00 - 440.00	435.00	<b>Brinjal</b>			<b>Fruits (Rs/kg)</b>		
Nikaweratiya	400.00 - 450.00	433.33	A'pura	120.00 - 140.00	128.00	<b>Banana</b>		
A'pura	430.00 - 450.00	438.00	Dambulla	145.00 - 167.50	156.00	<b>Ambul</b>		
<b>Cowpea</b>			Hambantota	-	-	Moneragala	50.00 - 60.00	54.00
Hambantota	-	-	Embilipitiya	170.00 - 200.00	185.00	Embilipitiya	30.00 - 50.00	41.00
Nikaweratiya	500.00 - 600.00	566.67	Matara	200.00 - 220.00	210.00	Hambantota	60.00 - 70.00	65.00
Moneragala	450.00 - 470.00	458.00	Welimada	-	-	<b>Kolikuttu</b>		
Embilipitiya	500.00 - 520.00	510.00	<b>Capsicum</b>			Moneragala	150.00 - 170.00	158.00
<b>Maize</b>			Badulla	300.00 - 400.00	350.00	Embilipitiya	120.00 - 150.00	134.00
A'pura	-	-	Welimada	460.00 - 500.00	476.00	Hambantota	150.00 - 160.00	155.00
Kalawewa	-	-	<b>Bitter Gourd</b>			<b>Papaw</b>		
<b>Gingelly</b>			A'pura	420.00 - 460.00	436.00	Moneragala	60.00 - 80.00	68.00
A'pura	-	-	Dambulla	340.00 - 360.00	352.00	Embilipitiya	50.00 - 70.00	58.75
Kalawewa	-	-	Hambantota	400.00 - 400.00	400.00	Hambantota	60.00 - 70.00	63.33
<b>Black Gram</b>			Embilipitiya	460.00 - 475.00	468.33	<b>Pineapple</b>		
A'pura	-	-	Matara	330.00 - 350.00	340.00	Divulapitiya	-	-
Kalawewa	-	-						

**Annex 01 - Colombo Markets: Retail Prices of Rice and Subsidiary Food Crops (Rs/kg)**

**Week 47: 15 - 21 Nov 2024**

27

<b>CROP</b>	<b>PELIYAGODA</b>	<b>MAHARAGAMA</b>	<b>KIRULAPONE</b>	<b>NUGEGODA</b>	<b>NARAHENPITA</b>	<b>DEMATAGODA</b>	<b>THOTALANGA</b>	<b>KADAWATHA</b>	<b>KIRIBATHGODA</b>
<b><u>Rice</u></b>									
<b>Local</b>									
Samba 1	230.00 - 250.00	240.00 - 255.00	230.00 - 250.00	240.00 - 250.00	245.00 - 250.00	240.00 - 255.00	245.00 - 255.00	230.00 - 250.00	240.00 - 255.00
Samba 2	-	-	-	-	-	-	-	-	-
Keeri Samba	260.00 - 260.00	260.00 - 280.00	260.00 - 270.00	260.00 - 270.00	260.00 - 280.00	260.00 - 270.00	260.00 - 280.00	260.00 - 280.00	260.00 - 280.00
Nadu 1	230.00 - 250.00	235.00 - 240.00	230.00 - 250.00	235.00 - 240.00	235.00 - 245.00	240.00 - 250.00	235.00 - 245.00	235.00 - 240.00	230.00 - 240.00
Nadu 2	225.00 - 225.00	-	-	-	-	225.00 - 225.00	-	-	-
Raw (Red)	220.00 - 225.00	220.00 - 230.00	220.00 - 230.00	230.00 - 240.00	225.00 - 240.00	220.00 - 240.00	230.00 - 240.00	220.00 - 230.00	220.00 - 230.00
Raw (White)	220.00 - 225.00	220.00 - 240.00	220.00 - 230.00	230.00 - 230.00	230.00 - 240.00	220.00 - 240.00	230.00 - 240.00	220.00 - 220.00	230.00 - 240.00
<b>Imported</b>									
Samba	280.00 - 300.00	295.00 - 320.00	290.00 - 320.00	290.00 - 320.00	300.00 - 320.00	300.00 - 300.00	290.00 - 300.00	290.00 - 310.00	300.00 - 320.00
Nadu	-	-	-	-	-	-	-	-	-
Raw (Red)	-	-	-	-	-	-	-	-	-
Raw (White)	-	-	-	-	-	-	-	-	-
<b><u>Dried Chillies</u></b>									
Imported	750.00 - 850.00	950.00 - 1100.00	850.00 - 1000.00	950.00 - 1100.00	900.00 - 1100.00	850.00 - 1000.00	800.00 - 950.00	800.00 - 950.00	950.00 - 1000.00
<b><u>Red Onion</u></b>									
Sinnan	400.00 - 400.00	-	400.00 - 400.00	-	-	-	360.00 - 380.00	380.00 - 380.00	-
Vedalan	400.00 - 460.00	440.00 - 440.00	440.00 - 480.00	-	480.00 - 480.00	460.00 - 480.00	400.00 - 400.00	420.00 - 450.00	480.00 - 480.00
Imported	380.00 - 480.00	480.00 - 560.00	480.00 - 560.00	460.00 - 520.00	450.00 - 560.00	480.00 - 520.00	440.00 - 460.00	400.00 - 480.00	440.00 - 480.00
<b><u>Big Onion</u></b>									
Imported	380.00 - 430.00	370.00 - 430.00	360.00 - 400.00	360.00 - 430.00	380.00 - 430.00	320.00 - 400.00	350.00 - 400.00	350.00 - 430.00	400.00 - 400.00
Local	350.00 - 380.00	350.00 - 440.00	400.00 - 440.00	440.00 - 440.00	400.00 - 400.00	380.00 - 380.00	380.00 - 440.00	380.00 - 400.00	380.00 - 440.00
<b><u>Potato</u></b>									
Welimada	320.00 - 380.00	360.00 - 360.00	360.00 - 380.00	-	360.00 - 360.00	320.00 - 320.00	350.00 - 360.00	360.00 - 380.00	360.00 - 380.00
N'Eliya	360.00 - 400.00	400.00 - 440.00	400.00 - 400.00	400.00 - 480.00	380.00 - 440.00	380.00 - 400.00	400.00 - 400.00	400.00 - 400.00	400.00 - 420.00
Imported	200.00 - 260.00	200.00 - 260.00	200.00 - 260.00	200.00 - 250.00	200.00 - 240.00	200.00 - 260.00	200.00 - 260.00	200.00 - 240.00	200.00 - 240.00
<b><u>Pulses</u></b>									
Green Gram	700.00 - 800.00	700.00 - 1000.00	800.00 - 1000.00	800.00 - 1000.00	750.00 - 1000.00	800.00 - 900.00	700.00 - 800.00	800.00 - 900.00	900.00 - 1000.00
Cowpea (White)	800.00 - 850.00	960.00 - 1000.00	800.00 - 1000.00	900.00 - 1000.00	760.00 - 1000.00	850.00 - 900.00	800.00 - 900.00	800.00 - 900.00	900.00 - 950.00
Cowpea (Red)	800.00 - 850.00	960.00 - 1000.00	800.00 - 1000.00	900.00 - 1000.00	760.00 - 1000.00	850.00 - 950.00	800.00 - 900.00	800.00 - 900.00	900.00 - 950.00
Red Dhal	290.00 - 310.00	320.00 - 340.00	290.00 - 320.00	310.00 - 320.00	300.00 - 340.00	290.00 - 310.00	290.00 - 300.00	300.00 - 310.00	300.00 - 320.00

**Annex 02 - Colombo Markets: Retail Prices of Vegetables (Rs/kg) and Coconut (Rs/nut)**

**Week 47: 15 - 21 Nov 2024**

28

<b>CROP</b>	<b>PELIYAGODA</b>	<b>MAHARAGAMA</b>	<b>KIRULAPONE</b>	<b>NUGEGODA</b>	<b>NARAHENPITA</b>	<b>DEMATAGODA</b>	<b>THOTALANGA</b>	<b>KADAWATHA</b>	<b>KIRIBATHGODA</b>
<b><i>Vegetable</i></b>									
Beans	450.00 - 500.00	600.00 - 650.00	550.00 - 600.00	540.00 - 600.00	550.00 - 650.00	450.00 - 480.00	450.00 - 450.00	480.00 - 520.00	450.00 - 550.00
Carrot	100.00 - 160.00	280.00 - 280.00	240.00 - 280.00	240.00 - 280.00	160.00 - 180.00	260.00 - 280.00	150.00 - 160.00	120.00 - 180.00	180.00 - 240.00
Leeks	150.00 - 200.00	320.00 - 340.00	340.00 - 360.00	260.00 - 360.00	220.00 - 260.00	220.00 - 240.00	200.00 - 220.00	240.00 - 260.00	240.00 - 300.00
Beetroot	200.00 - 240.00	360.00 - 360.00	300.00 - 320.00	320.00 - 360.00	260.00 - 280.00	240.00 - 260.00	180.00 - 200.00	230.00 - 240.00	240.00 - 260.00
Knolkhol	160.00 - 200.00	320.00 - 400.00	300.00 - 320.00	300.00 - 400.00	400.00 - 400.00	220.00 - 220.00	240.00 - 300.00	320.00 - 340.00	360.00 - 400.00
Raddish	80.00 - 120.00	280.00 - 280.00	230.00 - 260.00	220.00 - 240.00	200.00 - 220.00	180.00 - 180.00	150.00 - 160.00	200.00 - 220.00	200.00 - 220.00
Cabbage	100.00 - 140.00	300.00 - 300.00	250.00 - 280.00	300.00 - 300.00	200.00 - 220.00	240.00 - 240.00	130.00 - 140.00	200.00 - 220.00	200.00 - 240.00
Tomato	200.00 - 250.00	320.00 - 400.00	350.00 - 400.00	300.00 - 400.00	300.00 - 360.00	360.00 - 400.00	200.00 - 240.00	320.00 - 400.00	360.00 - 400.00
Ladies Fingers	150.00 - 260.00	280.00 - 320.00	240.00 - 280.00	320.00 - 320.00	240.00 - 260.00	240.00 - 280.00	160.00 - 180.00	260.00 - 280.00	240.00 - 280.00
Brinjal	250.00 - 300.00	420.00 - 420.00	360.00 - 420.00	320.00 - 400.00	270.00 - 300.00	320.00 - 340.00	260.00 - 300.00	320.00 - 340.00	340.00 - 400.00
Capsicum	450.00 - 500.00	750.00 - 800.00	750.00 - 800.00	1000.00 - 1000.00	650.00 - 700.00	800.00 - 800.00	560.00 - 650.00	750.00 - 800.00	720.00 - 750.00
Pumpkin	130.00 - 180.00	230.00 - 240.00	240.00 - 240.00	180.00 - 220.00	230.00 - 240.00	160.00 - 240.00	130.00 - 140.00	230.00 - 240.00	220.00 - 240.00
Cucumber	150.00 - 200.00	280.00 - 320.00	300.00 - 320.00	240.00 - 280.00	250.00 - 260.00	160.00 - 220.00	200.00 - 220.00	260.00 - 280.00	260.00 - 320.00
Bitter Gourd	420.00 - 450.00	550.00 - 600.00	650.00 - 680.00	260.00 - 680.00	500.00 - 600.00	500.00 - 550.00	430.00 - 450.00	550.00 - 600.00	550.00 - 600.00
Snake Gourd	250.00 - 300.00	360.00 - 400.00	440.00 - 450.00	400.00 - 440.00	340.00 - 380.00	320.00 - 400.00	280.00 - 300.00	320.00 - 340.00	300.00 - 400.00
Drumstick	300.00 - 400.00	550.00 - 600.00	350.00 - 400.00	340.00 - 400.00	-	400.00 - 450.00	400.00 - 450.00	450.00 - 500.00	320.00 - 420.00
Luffa	300.00 - 350.00	400.00 - 450.00	350.00 - 400.00	300.00 - 350.00	430.00 - 450.00	300.00 - 320.00	300.00 - 300.00	360.00 - 400.00	320.00 - 360.00
Long Beans	200.00 - 250.00	400.00 - 400.00	340.00 - 360.00	300.00 - 360.00	340.00 - 360.00	360.00 - 360.00	260.00 - 300.00	280.00 - 340.00	350.00 - 400.00
Ash Plantain	280.00 - 320.00	240.00 - 320.00	300.00 - 320.00	300.00 - 320.00	240.00 - 260.00	240.00 - 320.00	160.00 - 180.00	160.00 - 200.00	240.00 - 260.00
Green Chillies	300.00 - 350.00	720.00 - 720.00	550.00 - 600.00	550.00 - 600.00	500.00 - 550.00	500.00 - 600.00	440.00 - 480.00	360.00 - 400.00	450.00 - 550.00
Lime	700.00 - 760.00	1000.00 - 1200.00	1100.00 - 1200.00	1100.00 - 1200.00	900.00 - 1100.00	1000.00 - 1000.00	800.00 - 850.00	900.00 - 1200.00	900.00 - 1200.00
<b><i>Root Crops</i></b>									
Sweet Potato	150.00 - 180.00	230.00 - 240.00	220.00 - 240.00	240.00 - 260.00	240.00 - 250.00	240.00 - 260.00	130.00 - 160.00	240.00 - 260.00	240.00 - 260.00
Manioc	140.00 - 180.00	200.00 - 220.00	220.00 - 230.00	220.00 - 230.00	200.00 - 220.00	200.00 - 220.00	140.00 - 160.00	150.00 - 180.00	200.00 - 240.00
<b><i>Leafy Vegetable</i></b>									
Mukunuwenna	50.00 - 60.00	80.00 - 80.00	70.00 - 70.00	80.00 - 80.00	70.00 - 70.00	80.00 - 80.00	70.00 - 70.00	70.00 - 80.00	80.00 - 80.00
Kankun	50.00 - 60.00	80.00 - 80.00	70.00 - 70.00	80.00 - 80.00	70.00 - 70.00	80.00 - 80.00	70.00 - 70.00	70.00 - 80.00	80.00 - 80.00
Gotukola	110.00 - 110.00	150.00 - 150.00	150.00 - 150.00	150.00 - 150.00	150.00 - 150.00	150.00 - 150.00	150.00 - 150.00	120.00 - 120.00	150.00 - 150.00
<b><i>Coconut</i></b>									
Large	150.00 - 160.00	160.00 - 170.00	150.00 - 160.00	150.00 - 160.00	150.00 - 160.00	150.00 - 160.00	150.00 - 160.00	150.00 - 160.00	150.00 - 160.00
Small	120.00 - 130.00	120.00 - 130.00	130.00 - 140.00	120.00 - 130.00	130.00 - 140.00	120.00 - 140.00	130.00 - 135.00	120.00 - 130.00	135.00 - 140.00

**Annex 03 - Colombo Markets: Retail Prices of Fruits (Rs/fruit)**

**Week 47: 15 - 21 Nov 2024**

29

CROP	PELIYAGODA		MAHARAGAMA		KIRULAPONE		NUGEGODA		NARAHENPITA		DEMATAGODA		THOTALANGA		KADAWATHA		KIRIBATHGODA	
<i><b>Plantain</b></i>																		
Ambul (Rs/Kg)	150.00	200.00	200.00	240.00	200.00	240.00	200.00	220.00	180.00	200.00	150.00	200.00	150.00	180.00	150.00	180.00	150.00	200.00
Kolikuttu (Rs/Kg)	250.00	350.00	420.00	430.00	350.00	400.00	300.00	350.00	380.00	400.00	380.00	400.00	280.00	300.00	300.00	350.00	300.00	350.00
Seeni (Rs/Kg)	150.00	200.00	240.00	250.00	240.00	250.00	200.00	230.00	220.00	230.00	160.00	200.00	160.00	200.00	180.00	200.00	150.00	200.00
Anamalu	40.00	42.00	50.00	54.00	50.00	50.00	42.00	50.00	50.00	50.00	40.00	42.00	42.00	42.00	42.00	42.00	42.00	42.00
Ambun	56.00	60.00	70.00	70.00	70.00	70.00	70.00	70.00	70.00	70.00	60.00	60.00	60.00	60.00	64.00	64.00	60.00	70.00
<i><b>Pineapple</b></i>																		
Large	500.00	520.00	650.00	650.00	550.00	650.00	650.00	650.00	620.00	650.00	520.00	580.00	580.00	650.00	580.00	580.00	520.00	580.00
Medium	380.00	400.00	500.00	500.00	500.00	500.00	500.00	500.00	480.00	500.00	400.00	450.00	450.00	500.00	450.00	450.00	400.00	450.00
Small	300.00	320.00	400.00	400.00	400.00	400.00	400.00	400.00	380.00	400.00	320.00	360.00	360.00	400.00	360.00	360.00	320.00	360.00
<i><b>Mango</b></i>																		
Betti	-	-	-	-	-	-	-	-	-	-	-	-	-	-	-	-	-	-
Karthakolomban	130.00	200.00	150.00	160.00	180.00	200.00	180.00	200.00	120.00	130.00	-	-	100.00	130.00	100.00	130.00	150.00	170.00
Vilad	80.00	80.00	-	-	-	-	90.00	90.00	60.00	80.00	-	-	-	-	-	-	60.00	70.00
Kohu	-	-	-	-	-	-	-	-	-	-	-	-	-	-	-	-	-	-
<i><b>Other Fruits</b></i>																		
Wood Apple	30.00	34.00	60.00	70.00	60.00	70.00	70.00	70.00	36.00	40.00	50.00	60.00	40.00	40.00	36.00	40.00	50.00	60.00
Orange	180.00	200.00	180.00	180.00	180.00	200.00	200.00	200.00	180.00	200.00	-	-	-	-	-	-	180.00	180.00
Avocado	660.00	660.00	-	-	600.00	600.00	600.00	660.00	600.00	700.00	-	-	-	-	-	-	-	-
Slime Apple	140.00	140.00	120.00	140.00	120.00	200.00	160.00	200.00	120.00	120.00	-	-	-	-	-	-	160.00	160.00
Grapes (Rs/Kg)	1500.00	1600.00	2200.00	2200.00	2000.00	2200.00	2000.00	2200.00	1800.00	2000.00	2000.00	2000.00	2000.00	2000.00	1900.00	2000.00	1900.00	2000.00
Papaw (Rs/Kg)	140.00	200.00	200.00	240.00	260.00	280.00	240.00	250.00	200.00	250.00	200.00	220.00	150.00	200.00	150.00	180.00	180.00	180.00
Passion	90.00	90.00	-	-	130.00	130.00	120.00	150.00	90.00	100.00	-	-	-	-	-	-	-	-
King Coconut	150.00	200.00	180.00	200.00	180.00	200.00	200.00	200.00	160.00	180.00	180.00	200.00	150.00	160.00	180.00	200.00	150.00	170.00

**Annex 04 - Colombo Markets: Retail Prices of Sea Fish and Dried Fish (Rs/kg)**

**Week 47: 15 - 21 Nov 2024**

30

CROP	PELIYAGODA	MAHARAGAMA	KIRULAPONE	NUGEGODA	NARAHENPITA	DEMATAGODA	THOTALANGA	KADAWATHA	KIRIBATHGODA
<b><i>Sea Fish</i></b>									
Salaya	400.00 - 450.00	400.00 - 400.00	400.00 - 400.00	600.00 - 600.00	320.00 - 320.00	400.00 - 440.00	400.00 - 400.00	320.00 - 400.00	400.00 - 400.00
Hurulla	900.00 - 1000.00	-	-	-	1160.00 - 1160.00	-	-	1200.00 - 1200.00	1300.00 - 1300.00
Balaya	900.00 - 1000.00	1600.00 - 1600.00	1000.00 - 1000.00	-	-	1400.00 - 1600.00	1200.00 - 1200.00	-	-
Kelawalla	1650.00 - 1750.00	2400.00 - 2400.00	2000.00 - 2000.00	2600.00 - 2800.00	2800.00 - 2800.00	1800.00 - 2000.00	2000.00 - 2000.00	2400.00 - 2400.00	1900.00 - 2000.00
Thora	2650.00 - 2750.00	2800.00 - 2800.00	3200.00 - 3200.00	3200.00 - 3200.00	4200.00 - 4200.00	2600.00 - 2800.00	3000.00 - 3000.00	3200.00 - 3200.00	3600.00 - 3600.00
Paraw	1450.00 - 1550.00	2400.00 - 2400.00	1500.00 - 1600.00	1600.00 - 1800.00	1560.00 - 1560.00	1800.00 - 2000.00	1800.00 - 1800.00	2000.00 - 2000.00	1800.00 - 1800.00
Mora	-	-	-	-	-	-	-	-	-
Shrimps Small	1900.00 - 2000.00	1800.00 - 2000.00	2000.00 - 2200.00	2000.00 - 2000.00	2120.00 - 2120.00	2000.00 - 2000.00	1800.00 - 1800.00	1800.00 - 1800.00	1800.00 - 2000.00
Talapath	2000.00 - 2350.00	2800.00 - 2800.00	3000.00 - 3000.00	3000.00 - 3000.00	3200.00 - 3200.00	2800.00 - 2800.00	2500.00 - 2600.00	3000.00 - 3000.00	2900.00 - 3000.00
<b><i>Eggs (Rs/egg)</i></b>									
Brown	38.00 - 38.00	39.00 - 39.00	40.00 - 40.00	39.00 - 39.00	39.00 - 39.00	39.00 - 39.00	39.00 - 39.00	39.00 - 39.00	39.00 - 39.00
White	36.00 - 36.00	37.00 - 37.00	38.00 - 38.00	37.00 - 37.00	37.00 - 37.00	38.00 - 38.00	37.00 - 37.00	37.00 - 37.00	38.00 - 38.00
<b><i>Dried Fish</i></b>									
Sprats	1600.00 - 1800.00	1600.00 - 1800.00	2000.00 - 2000.00	1800.00 - 1800.00	1600.00 - 1800.00	2000.00 - 2000.00	2000.00 - 2000.00	2000.00 - 2000.00	2000.00 - 2000.00
Kattawa	1800.00 - 2000.00	1900.00 - 2000.00	2000.00 - 2000.00	2200.00 - 2200.00	1800.00 - 2000.00	2000.00 - 2200.00	2000.00 - 2000.00	2000.00 - 2200.00	2000.00 - 2200.00
Thora	-	-	-	-	-	-	-	-	-
Mora	2000.00 - 2200.00	2400.00 - 2400.00	2600.00 - 2600.00	2400.00 - 2400.00	2600.00 - 2600.00	2400.00 - 2400.00	2400.00 - 2400.00	2400.00 - 2400.00	2400.00 - 2500.00
Balaya	1300.00 - 1400.00	1800.00 - 1800.00	1800.00 - 1800.00	1800.00 - 1800.00	1800.00 - 1800.00	1600.00 - 1800.00	1800.00 - 1800.00	1600.00 - 1800.00	1800.00 - 1800.00
Anguluwa	1800.00 - 2000.00	2200.00 - 2200.00	2400.00 - 2400.00	2200.00 - 2200.00	2400.00 - 2400.00	2200.00 - 2400.00	2200.00 - 2200.00	2200.00 - 2400.00	-
Salaya	600.00 - 600.00	900.00 - 1000.00	1000.00 - 1000.00	1000.00 - 1000.00	800.00 - 800.00	900.00 - 1000.00	1000.00 - 1000.00	900.00 - 1000.00	900.00 - 1000.00
<b><i>Meat</i></b>									
Beef (without Bones)	2400.00 - 2400.00	2400.00 - 2400.00	2600.00 - 2600.00	2400.00 - 2400.00	2400.00 - 2400.00	2500.00 - 2500.00	2400.00 - 2400.00	2600.00 - 2600.00	2500.00 - 2500.00
Chicken (Broiler)	1100.00 - 1100.00	1200.00 - 1200.00	1160.00 - 1160.00	1160.00 - 1160.00	1100.00 - 1100.00	1150.00 - 1150.00	1100.00 - 1100.00	1100.00 - 1140.00	1200.00 - 1200.00
Chicken (Curry)	1100.00 - 1100.00	1200.00 - 1200.00	1160.00 - 1160.00	1150.00 - 1150.00	1200.00 - 1200.00	1150.00 - 1150.00	1100.00 - 1100.00	1100.00 - 1140.00	1200.00 - 1200.00
Mutton	3300.00 - 3300.00	3300.00 - 3300.00	3600.00 - 3600.00	3500.00 - 3500.00	3500.00 - 3500.00	3300.00 - 3300.00	3300.00 - 3300.00	3600.00 - 3600.00	3600.00 - 3600.00
Pork	1300.00 - 1300.00	1500.00 - 1500.00	-	1300.00 - 1300.00	-	-	-	-	1300.00 - 1300.00

## Annex 05 : Food Composition of Selected Food Commodities

Commodity	Energy (kcal/100g)	Protein (g/100g)	Total fat (g/100g)	Retinol Eq (µ g/100g)	Vit B2 (mg/100g)	Vit B6 (mg/100g)	Folate (µg/100g)	Vit C (mg/100g)	Calcium (mg/100g)	Magnesium (mg/100g)	Iron (mg/100g)	Zinc (mg/100g)
<b>Rice</b>												
Rice - (white Kekulu - normal )	361	9.88	1.52	-	0.03	0.09	10.67	-	6.94	26.29	1.22	1.5
Rice - (white Kekulu Samba)	355	8.81	1.53	-	0.03	0.09	8.11	-	9.82	30.48	0.92	1.7
Rice - ( Red Kekulu - normal )	366	8.64	2.12	-	0.05	0.1	8.39	-	4.73	31.7	0.88	1.84
Rice -Samba	369	6.86	2.45	-	0.05	0.13	12.79	-	8.71	37.26	1.18	1.49
Rice - Nadu White	366	7.76	1.48	-	0.03	0.12	9.35	-	4.57	20.1	0.64	1.61
<b>Dried chilies</b>	233	12.68	6.41	437	0.84	0.42	46.83	NA	107	231	5.39	1.65
<b>Onion</b>												
Big onions	48	1.67	0.24	0.16	0.01	0.1	32.99	7.58	14.82	16.94	0.45	0.25
Red onions	55	2.13	0.15	0.18	0.02	0.13	30.15	14.26	20.37	19.32	0.31	0.28
<b>Potatoes</b>	71	1.67	0.25		0.01	0.09	14.31	20.5	9.83	23.84	0.46	0.29
<b>Pulses</b>												
Green gram	290	21.97	0.93	19.5	0.28	0.33	135	NA	98.96	146	4.15	2.86
White cowpea	320	21.25	1.14	1.36	0.09	0.26	249	NA	84.1	213	5.04	3.57
Red cowpea	320	20.24	1.08	0.96	0.11	0.27	273	NA	81.83	194	4.95	3.4
Red Dhal	319	23.09	0.77	1.06	1.6	0.22	55	NA	41.27	66.63	7.45	3.34
<b>Vegetables</b>												
Beans	46	3.95	0.15	6.64	0.1	0.3	45.2	7.02	35.68	45.56	0.7	0.59
Carrot	30	0.85	0.45	1240	0.03	0.1	24.71	5.93	27.65	11.7	0.59	0.25
Leeks	30	1.74	0.49	18.56	0.02	0.19	42.63	4.65	29.28	11.77	1.49	0.43
Beetroot	31	2.12	0.15	1.52	0.01	0.09	108	4.51	20.29	34.88	0.77	0.29
Knolkhol	16	1.69	0.34		0.05	0.19	12.7	77.64	40.09	19.35	0.23	0.18
Radish	29	0.75	0.11		0.02	0.09	18.09	12.13	35.64	13.56	0.38	0.16
Cabbage	21	1.35	0.14	3.35	0.05	0.14	52.66	29.62	56.85	18.47	0.33	0.16



Tomatoes	20	0.88	0.56	165	0.03	0.09	20.16	25.58	9.69	14.93	0.31	0.12
Ladies fingers	26	2.06	0.19	12.41	0.08	0.28	70.62	24.48	92.26	55.23	0.96	0.44
Brinjal (Pandora Striped)	29	1.49	0.31	23	0.12	0.09	30.99	1.49	18.95	18	0.32	0.19
Brinjal (Chinese eggplant)	24	1.28	0.33	16.83	0.12	0.11	32.94	3.37	14.4	21.18	0.28	0.16
Capsicum	23	1.22	0.34	38.96	0.03	0.29	28.65	49.63	12.65	11.21	0.21	0.31
Pumpkin (Common)	31	0.86	0.3	30.41	0.02	0.09	17.72	8.73	18.75	9.93	0.49	0.25
Cucumber	19	0.98	0.24	0.58	0.01	0.08	19.66	4.08	22.1	18.22	0.67	0.21
Bitter gourd	19	1.47	0.23	55.08	0.05	0.06	53.1	46.89	25.19	35.81	1.75	0.26
Snake gourd (Dark green)	11	0.82	0.25	10.41	0.03	0.12	18.09	3.54	26.83	25.84	0.41	0.11
Snake gourd (Pale green)	11	0.89	0.25	5.14	0.03	0.07	16.52	2.85	27.11	21.77	0.47	0.2
Drumstick	30	2.48	0.12	3.13	0.06	0.12	60.48	92.33	22.27	28.51	0.5	0.26
Watakolu	12	0.86	0.15	59.33	0.01	0.07	25.48	6.41	14.67	14.01	4.42	0.45
Long beans	24	3.36	0.3	-	0.06	0.11	99.98	8.93	44.22	33.17	1.01	0.08
Ash Plantain	76	2.84	0.56	0.06	0.02	0.07	6.82	4.49	5.19	22.55	0.39	0.21
Green chillies	39	2.28	0.76	38.16	0.08	0.25	21.29	98.61	20.25	36.91	1.25	0.29
Limes	26	0.66	0.26	0.36	0.01	0.05	12.1	38.05	26	15.25	0.12	0.05
Kekiri	17	1.01	0.25	0.76	0.01	0.07	17.34	8.07	25.72	26.2	0.63	0.22
Ash pumpkin (Ash guord)	18	0.8	0.15		0.01	0.15	14.17	9.14	19.27	23.62	0.48	0.13
Cho-Cho	19	0.58	0.12	0.3	0.04	0.07	63.81	23.76	20.55	13.02	0.49	0.12
Thalana batu (Little prince)	21	1.28	0.39	24.33	0.12	0.09	38.63	2.4	12.38	19.62	0.31	0.22
Thalana batu (Thai eggplant)	21	1.45	0.26	18.33	0.11	0.09	31.18	2.71	17.24	37.22	0.37	0.24
Thibbatu	61	1.66	1.96	15.89	0.03	1.02	72.39	10.8	105	57.46	1.06	0.59
Kohila yams	27	0.64	0.16	1.72	0.01	0.14	4.64	1.67	52.33	33.95	0.61	1.62
Kehel muwa	19	1.36	0.63	4.27	0.02	0.12	40.51	8.16	35.09	31.43	0.38	0.39
Ambaralla	37	0.73	0.44	3.36	0.01	0.1	44.49	35.51	20.7	9.28	0.7	0.12
Mango	50	0.75	0.09	14.5	0.02	0.14	34.89	91.63	28.56	17.74	0.5	0.09
Mushroom	27	2.54	0.42	-	0.15	0.13	7.81	11.56	0.9	14.42	1.32	0.79
Dambala	21	1.84	0.2	38.74	0.08	0.4	33.69	19.82	68.24	31.38	1.2	0.44
<b>Coconuts nuts</b>	<b>390</b>	<b>3.67</b>	<b>39.92</b>	<b>-</b>	<b>0.05</b>	<b>0.11</b>	<b>14.86</b>	<b>-</b>				

<b>Root Crop</b>												
Sweet potato	108	1.27	0.33	NA	0.04	0.09	14.44	22.2	28.93	21.05	0.51	0.14
Manioc	78	0.92	0.19	NA	0.07	0.2	0.1	1.95	25.31	19.08	19.78	23.73
Nelum ala/Lotus root	79	1.94	0.93	NA	0.05	0.19	26.49	26.63	37.71	26.58	3.34	0.35
Kiriala	87	3.96	0.15	1.19	0.03	0.16	20.17	2.71	30.79	41.52	0.6	0.42
Iniala	103	3.2	0.3	33.14	0.01	0.22	22.19	13.03	40.99	28.98	1.31	0.29
<b>Leafy Vegetables</b>												
Mukunuwanna	28	3.15	0.55	92.25	0.09	0.27	96.14	3.24	135	45.38	1.7	1.03
Gotukola	15	0.64	0.47	226	0.07	0.23	70.11	6.74	96.31	41.42	1.25	0.66
Kankun	15	0.47	0.37	1614	0.08	0.4	33.69	19.82	49.21	18.35	1.32	0.44
Kathurumurunga	70	8.01	1.35	2097	0.33	0.22	120	121	901	96.64	4.36	0.53
Nivithi	22	2.2	0.47	959	0.06	0.11	74.05	10.26	163	61.37	1.49	0.67
Thampala	32	3.55	0.72	1474	0.21	0.22	74.27	82	258	209	3.5	1.4
Sarana	20	2.42	0.21	1149	0.03	0.13	58.54	9.89	59.57	42.93	0.13	0.75
Kohila leaves	33	4.1	0.83	300	0.02	0.17	56.76	5.56	19.5	20.32	0.25	0.3
Onion leaves	27	2.01	0.26	NA	0.04	0.18	56.8	23.38	35.21	74.95	3.15	0.77
Cabbage leaves	30	3.63	0.27	8.66	0.05	0.24	63.46	40.76	170	18.47	2.67	0.35
Salad leaves	19	1.05	0.24	NA	0.1	0.06	37.48	11.64	58.23	36.89	2.07	0.27
Cauliflower	23	2.09	0.48	0.14	0.06	0.11	46.67	50.17	22.44	18.52	0.76	0.27
Jackfruit pods	25	2.14	0.34	NA	0.03	0.04	30.7	24.77	37.32	26.08	0.3	0.17
Jackfruit seeds	77	5.66	0.44	NA	0.02	0.08	58.91	15.24	40.87	50.14	0.52	0.42
<b>Meat</b>												
Chicken	176	23.14	9.24	6.88	0.07	0.49	10.09	-	15.06	20.18	0.75	0.64
Beef	160	23.3	7.45	2.15	0.08	0.32	1.93	-	4.8	28.54	2.41	3.31
Mutton	138	20.37	6.23	2.7	0.13	0.28	1.73	-	7.58	19.5	1.62	5.05
Pork	161	18.83	9.5	1.9	0.09	0.28	8.15	-	6.58	8.9	0.79	0.8
<b>Fish</b>												
Balaya	96	21.28	1.12	21.01	0.15	0.12	7.89		6.45	26.02	0.68	0.46
Seer	136	22.28	5.18	81.9	0.07	0.16	15.45		9.85	36.73	0.41	0.74

Shark	95	21.6	0.83	1.11	0.04	0.11	8.57	8.44	32.58	0.41	0.74
Paraw	87	20.02	0.7	1.49	0.02	0.16	6.77	8.17	31.68	0.67	0.41
Thalapath	91	16.04	2.88	12.03	0.1	0.13	78.22	7.64	24.89	0.71	0.67
Kelawalla	109	21.47	2.55	15.95	0.17	0.73	77.39	13.35	33.82	0.68	0.64
Haedaella	87	19.88	0.78	12.18	0.04	0.06	11.7	36.6	53	0.54	0.65
Hurulla	88	17.08	2.18	10.02	0.14	1.66	61.66	103	35.45	1.24	1.05
Karalla / Katuwalla	97	21.8	1.06	1.25	0.02	0.1	14.38	37.06	39.05	0.24	0.42
Kumbala / Angila	101	21.51	1.53	16.34	0.1	0.1	7.13	31.27	37.46	1.46	0.67
Salaya / Sudaya	100	19.5	2.39	15.41	0.18	1.39	60.87	435	42.83	1.4	2.3
Theppli / Telapiya /Korali	83	18.48	1.08	17.14	0.18	0.18	8.29	99.39	24.96	2.84	0.88
Prawns	65	14.85	0.56	1.24	0.03	0.1	15.37	37.81	30.5	0.73	1.1
Crabs	45	10	0.55	8.33	0.14	0.18	13.83	37.81	45.93	0.73	1.1
Cuttle fish	76	16.82	0.93	1.93	0.02	0.04	6.22	8.73	35.46	0.62	1.3
Linna	112	20.3	3.37	15.78	0.23	0.68	59.78				
Coppara	97	22.89	0.56	21.51	0.04	0.12	8.08	7.2	30.08	1.2	0.58
Ray (Maduwa)	97	23.98	0.68	7.55	0.02	0.21	25.59	9.16	24.61	0.74	0.44

#### Dried Fish

Dried sprats	259	51.16	5.92	12.83	0.25	0.62	438	1178	162	3.06	4.2
Dried keeramin	311	49.6	12.42	12.92	0.13	2.41	144	555	166	2.58	3.19
Dried thalapath	289	54.68	8.04	9.38	0.04	0.43	97.8	62.75	110	1.96	1.45
Dried katta	275	50.04	8.31	2.48	0.03	0.35	80.4	86.55	92.17	1.47	1.16
Dried balaya	282	63.79	3.37	14.32	0.12	1.98	213	83.48	83.45	3.6	1.44
Dried shark / keelan	267	55.03	5.25	10.31	0.04	0.32	187	42.24	92.94	1.48	0.66

#### Eggs

Hen eggs (Country)	170	13.14	13	208	0.08	0.18	54.6	50.14	11.04	1.64	1.12
Hen eggs (Table)	135	13.55	9.03	200	0.19	0.19	49.46	63.3	12	2.39	1.73
Quail eggs	153	12.39	11.46	153	0.11	0.17	54.86	60.67	11.21	2.55	1.51

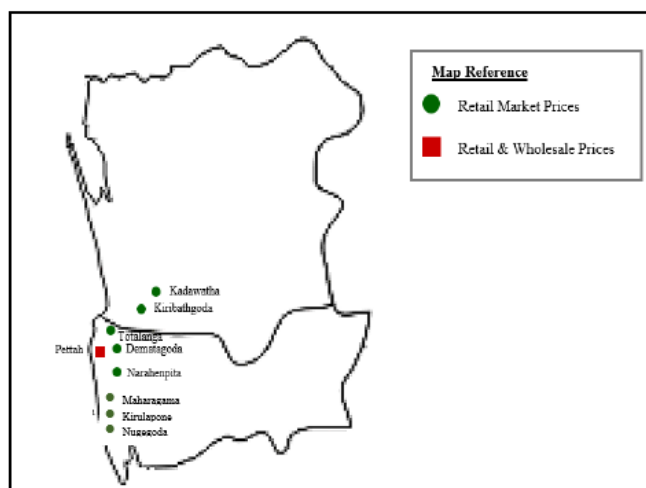
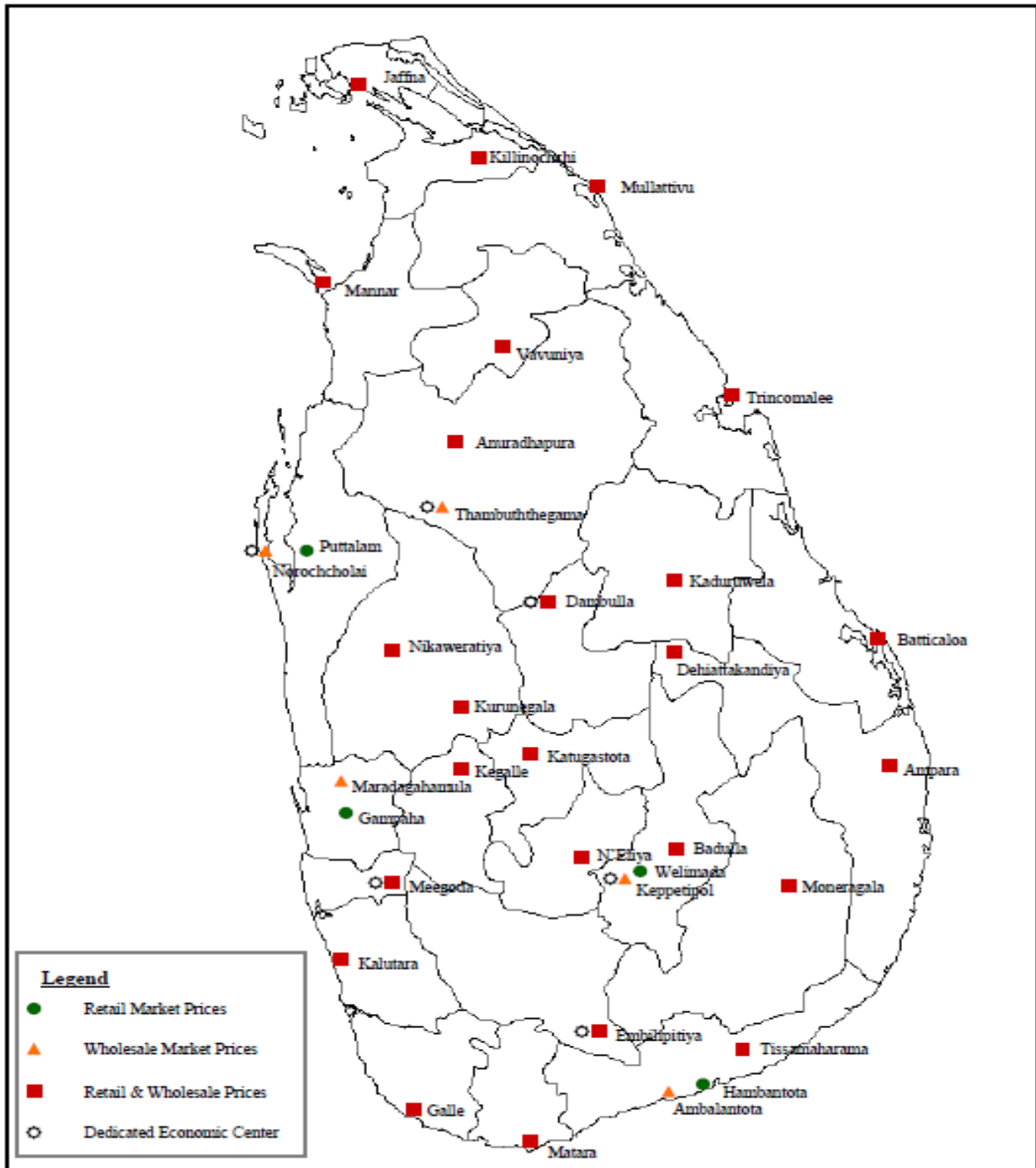
#### Fruits

Banana Embul	109	1.11	1.09	9.68	0.05	0.64	32.98	13.61	9.39	25.67	0.51	0.23
Anamaalu	102	1.04	0.72	16.4	0.04	0.65	21.07	3.66	8.06	27.02	0.51	0.23

Koli kuttu	107	1.38	0.34	8.8	0.03	0.47	18.12	7.71	8.56	38	0.32	0.14
Pineapple	37	0.41	0.17	5.76	0.04	0.12	17.86	39.36	10.37	10.71	0.3	0.09
Papaya	26	0.42	0.16	171	0.11	0.04	54.85	48.62	16.77	8.9	0.23	0.08
Mangoes (Karthakolomban)	79	0.8	0.92	259	0.01	0.1	35.52	17.74	3.12	6.72	0.1	0.08
Mangoes (Vilad)	44	0.76	0.58	146	0.05	0.26	67.6	29.97	16.93	14.79	0.65	0.19
Apple	62	0.29	0.64	0.36	0.02	0.08	3.43	2.9	3.12	6.72	0.1	0.08
Avacado	144	2.95	13.86	2	0.08	0.18	67.17	9.36	28.48	48.14	0.81	0.75
Wood apple	78	3.09	3.62	0.46	0.01	0.14	6.07	13.58	59.15	25.16	0.45	0.32
Orange	46	1.07	0.37	23.44	0.01	0.28	14.46	20.19	31.18	20.36	0.81	0.35
Guava	39	1.53	0.38	19.67	0.01	0.11	25.24	30.88	6.59	12.02	0.53	0.33
Grapes	49	0.95	10.69	3.22	0.04	0.1	7.07	20.51	7.27	6.86	0.28	0.07
Melon	19	0.65	0.16	130	0.02	0.11	6	8.24	4.05	9.76	0.15	0.1

**Source: Sri Lanka Food Composition Tables, Ministry of Health - 2021.**

# Price Collecting Areas





HARTI



Ministry of Agriculture

**Food Systems and Market Research Division & Data Management Division  
Hector Kobbekaduwa Agrarian Research and Training Institute**

**No. 114, Wijerama Mawatha, Colombo 07.**

Phone: 011-2696981 Fax: 011-2682283

E-mail: mfpaharti@yahoo.com

Web: www.harti.gov.lk

www.mobitel.lk

**දෛනික චිළචිචි තොග මිල,  
ජංගම දුරකථනයෙන්**

හෙක්ටර් කොච්චිකඩුව ගොවි කරියතු පර්යේෂණ  
හා පුහුණුධර්මේ ආයතනය අනුමුතයෙන්

**මොබිටෙල්**  
**ජංගම**  
**මිල දර්ශනය**

ජාතික ජංගම දුරකථන ජාලයෙන්

**6666**  
අමතන්න.

මොබිටෙල් අද මිල - අත දෙපස  
මොබිටෙල් ජංගම දුරකථන ජාලයෙන්  
චිළචිචි තොග මිල දර්ශනය.

විකාශිතයාට රු.2/-  
විකාශිතයාට රු.2/-