

## RETAIL MARKET AT A GLANCE

### Summary

#### Paddy/Rice

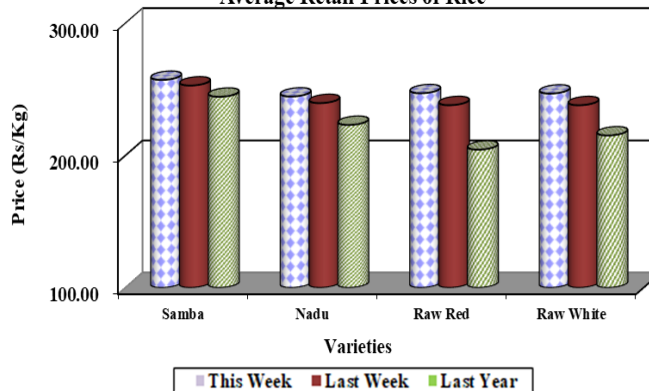


Average farmgate prices of most of the paddy varieties have decrease due to paddy millers made fewer purchases during this week due to controlled rice prices in the markets.

Prices of all the rice varieties have increased due to unavailability of sufficient stocks at the market. The highest price increase of Rs.9.00/kg was recorded for both raw red and white rice varieties.

(Page No.01-02)

Average Retail Prices of Rice



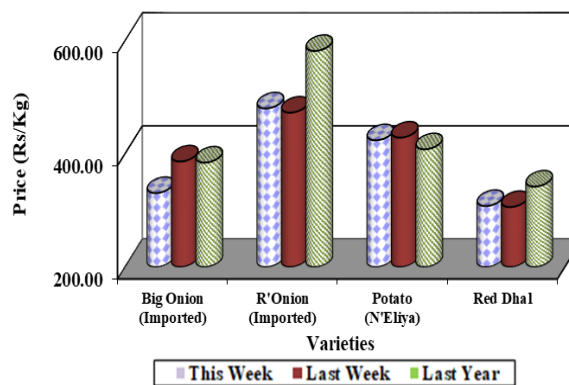
#### Other Field Crops



Price of imported red onion has increased and price of imported big onion has decreased. Prices of both local and imported potatoes have decreased. Prices of green gram and cowpea have decreased while the price of red dhal has increased.

(Page No.02-04)

Average Retail Prices of Other Field Crops



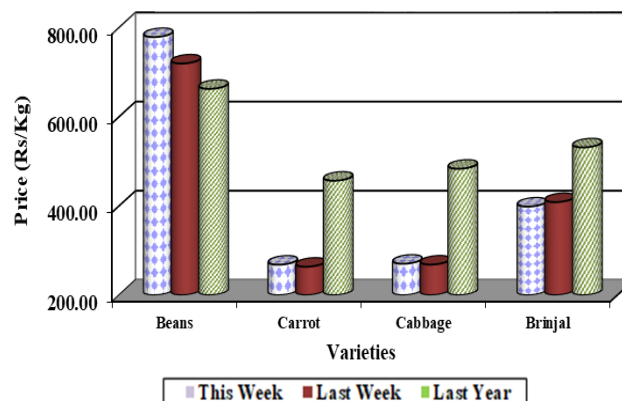
#### Vegetables



Prices of most of the vegetable varieties have increased due to limited supplies from main producing areas.

(Page No.04-05)

Average Retail Prices of Vegetables



#### Coconut



Prices of both large and small nuts have increased. Price ranged Rs.170.00-200.00/nut for large and Rs.150.00-165.00/nut for small nuts.

(Page No.05)

#### Eggs



Prices of both brown and white eggs have decreased by Rs.1.00/egg. Prices ranged Rs.38.00-45.00 for white eggs and Rs.40.00-46.00 for brown eggs.

(Page No.07-08)

**Rice**

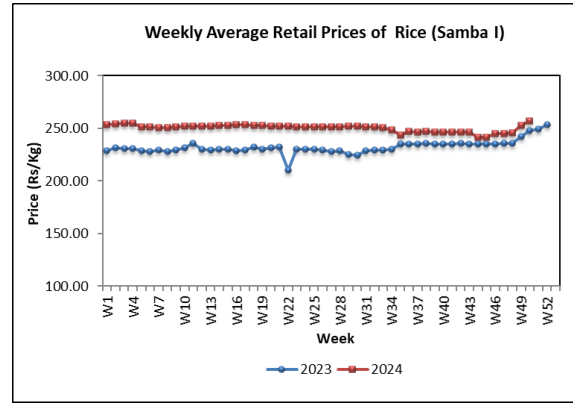
**Wholesale**

Price of most local rice varieties have increased due to unavailability of sufficient stocks. Price of samba grade I, samba grade II have increased by 4% and 6%. Price ranged Rs.235.00-255.00/kg and Rs.230.00-247.00/kg respectively. Price of keeri samba, nadu grade I, nadu grade II and raw red have increased in the range of 1%-2% and price ranged Rs.250.00-275.00/kg, Rs.225.00-255.00/kg, Rs.220.00-247.00/kg and Rs.215.00-250.00/kg.

Compared to same period of last year, prices of all the rice varieties except keeri samba have increased with the highest price of 30% for raw red rice. While the price of keeri samba has decreased by 18%.

**Retail**

Prices of all the rice varieties have increased. The highest price increase of Rs.9.00/kg was recorded for both raw red and white. The retail prices of nadu grade I, keeri samba, samba grade I and nadu grade II have increased by Rs.7.00/kg, Rs.5.00/kg, Rs.4.00/kg and Rs.3.00/kg respectively. However, the retail price of imported samba has decreased slightly.



Compared to the same period of last year, the current retail prices of all the rice varieties have increased with the highest price increase of 21% was recorded for raw red.

**Paddy**

According to the field information, paddy millers made fewer purchases this week due to controlled rice prices in the markets. Therefore, average farmgate prices of most of the paddy varieties have decreased in this week. The highest price decrease was reported for long grain (white) by Rs.13.00/kg in Ampara and Rs.10.00/kg in Polonnaruwa. Further, price of short grain(samba) has decreased by Rs.7.00/kg in Plonnaruwa district. Prices of most of the other paddy prices have decreased by less than Rs.6.00/kg.

Compared to the same period of last year, average farmgate prices of all the paddy varieties except keeri samba have increased by 1%-56% with the highest

price increase recorded for raw red in Hambantota

**Dried Chilies**

**Wholesale**

Price of imported dried chilies has not changed significantly and price ranged Rs.650.00-700.00/kg.

Compared to same period of last year, current whole sale price of imported dried chilies has decreased by 34%.

**Retail**

Retail price of imported dried chilies has decreased by Rs.3.00/kg and price ranged Rs.750.00- 1100.00 /kg.

Compared to the same period of last year, the current retail price of imported dried chilies has decreased by 27%.

**Onion**

**Wholesale**

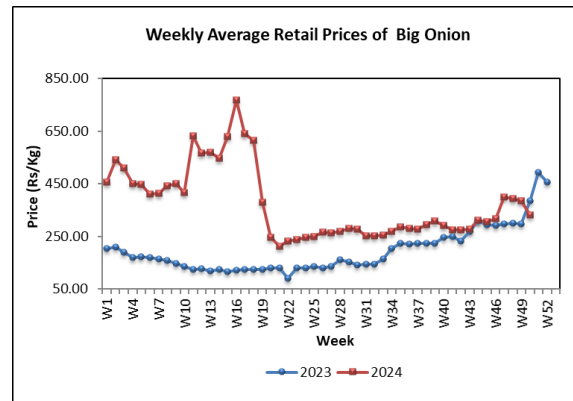
Price of sinnan red onion and imported red onion have increased by 8% and 5% due to unavailability of sufficient stocks and price ranged Rs.220.00-280.00/kg and Rs.330.00-400.00/kg. Price of imported big onion has decreased by 4% due to

availability of low-quality stocks and price ranged Rs.190.00-280.00/kg.

Compared to same period of last year, current whole sale prices of imported red onion and imported big onion have decreased by 12% and 19% respectively.

**Retail**

In line with increased wholesale prices, the retail price of imported red onion has increased by around Rs.7.00/kg and the retail price of imported big onion has decreased by Rs.56.00/kg. Local red onion stocks were not available at the markets.



Compared to the same period of last year, the current retail price of imported red onion and imported big onion have decreased by 17% and 14% respectively.

## Potato

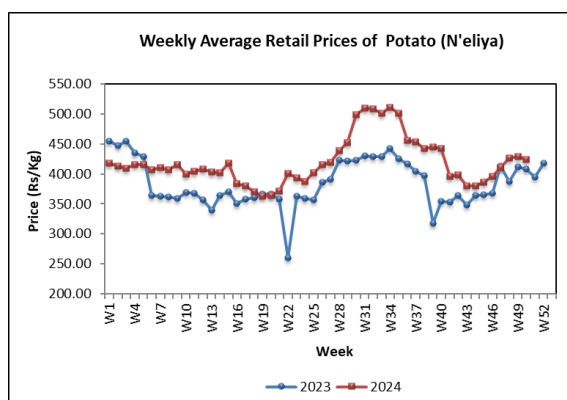
### Wholesale

Price of Welimada and Nuwara Eliya potatoes have decreased by 11% and 9% due to high supplies from main producing areas and prices ranged Rs.230.00-320.00/kg and Rs.250.00-350.00/kg respectively. Price of imported potato has not changed significantly and price ranged Rs.190.00-250.00.

Compared to same period of last year, current whole sale price of Nuwara Eliya potato has decreased by 8% while price of imported potato has increased by 7%.

### Retail

In line with decreased wholesale prices, the retail prices of all types of potatoes have decreased. Highest price decreased of Rs.47.00/kg was recorded for Welimada potato. The retail prices of Nuwara Eliya and imported potatoes have decreased by Rs.5.00/kg and Rs.2.00/kg respectively.



Compared to the same period of last year, the current retail prices of imported and Nuwara Eliya potatoes have increased by 18% and 4% respectively.

## Pulses

### Wholesale

Price of both white cowpea and red cowpea have decreased by 3% and price ranged Rs.550.00-650.00/kg and Rs.500.00-620.00/kg respectively. Prices of green gram and red dhal have not changed significantly and price ranged Rs.450.00-600.00/kg and Rs.270.00-275.00/kg respectively.

Compared to same period of last year, current whole sale prices of all pulses varieties have decreased in the range of 9%-48%.

### Retail

Retail prices of all types of pulses have decreased except for red dhal. The retail prices of white cowpea, red cowpea and green gram have decreased by Rs.12.00/kg, Rs.6.00/kg and Rs.4.00/kg respectively. The retail price of red dhal has increased by Rs.2.00/kg and price ranged Rs.280.00-340.00/kg.

Compared to the same period of last year, the current retail prices of all types of pulses have decreased with the highest price decrease of 29% recorded for white cowpea.

### **Vegetable**

#### **Wholesale**

Prices of most of the vegetables have increased due to decreased supply from major producing areas.

Among the upcountry vegetable varieties, the highest price increase of 74% reported for leeks while cabbage and carrot reported a price increase of 56% and 25% with decreased supply. Similarly, prices of radish, beans and beetroot have increased moderately. However, price of knol-khol has decreased slightly by 1%. Further, price of tomato has decreased by 26% with high supplies from Sooriyawewa, Kandy and Bandarawela while price of capsicum has increased by 18%.

Considering low-country vegetables, all the vegetable varieties experienced price increase except pumpkin, particularly for bitter gourd (24%) and ash plantain (20%), due to decreased supply. Prices of luffa and cucumber has increased by 19% and 17% while all the other vegetable varieties have

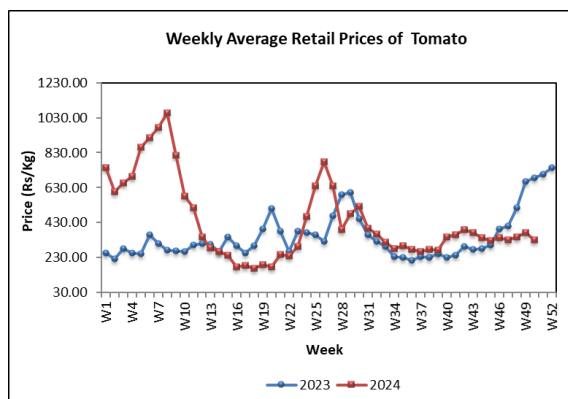
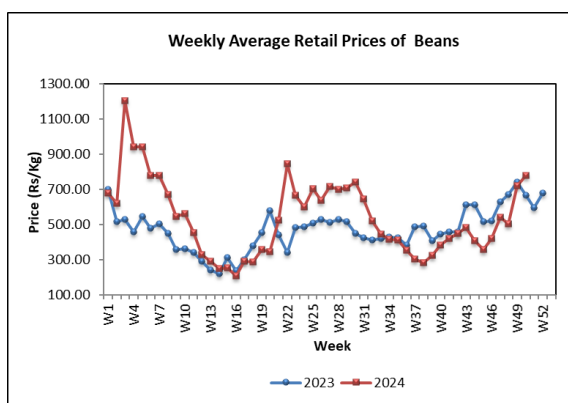
increased in the range of 2%-12%. However, price of pumpkin has decreased by 6% with availability of sufficient stocks. In addition, price of green chilies has increased by 90% while price of lime has decreased by 36%.

Compared to the same period of last year, prices of most of vegetables have decreased, with cabbage reported the highest as 59%.

#### **Retail**

Retail prices of most of the vegetable varieties increased in line with the upward wholesale trend. In up-country vegetables, the highest price increase was reported for leeks at Rs.127.00/kg, followed by beans at Rs.59.00/kg. Capsicum prices showed a significant price increase of Rs.129.00/kg. Meanwhile, knokhol price showed a slight decline compared to the previous week. Among the low-country vegetables, the highest price increase was reported for bitter gourd as Rs.189.00/kg and Rs. 39.00/kg for luffa. Meanwhile price of tomatoes has decreased by Rs.43.00/kg.

## Weekly Food Commodities Bulletin



Price of green chilies has increased significantly by Rs.236.00/kg while price of lime has decreased by Rs.153.00/kg compared to the last week.

Compared to the same period last year, prices of most of the vegetable varieties have decreased with the notable price drop was reported for tomato (52%).

### Coconut Wholesale

Prices of both large and small nuts have increased by 1%. Price ranges were Rs.160.00-170.00 for a large nut and Rs.130.00-140.00 for a small nut.

Compared to the same period of last year, the current prices of large and small nuts have increased by 75% and 60% respectively.

### Retail

Prices of both large and small nuts have increased by Rs.3.00/nut. Price ranges were Rs.170.00-200.00 for a large nut and Rs.150.00-165.00 for a small nut.

Compared to the same period last year, prices of both large nuts and small nuts have increased by 58% and 70% respectively.

### Fruits

#### Wholesale

The wholesale price of many fruits have decreased due to increased supply. The highest price decrease was 21% for Passion fruit. Prices of anamalu and ambun banana have decreased by 6% and 5% while prices of all sizes of pineapple have also decreased slightly. Meanwhile, price of papaw has increased by 26%. While the price of kolikuttu has increased by 18%.

Compared to the same period of last year, prices for the most of fruit varieties have

increased with the highest price increase (270%) noted for karthakolomban mango.

### Retail

Prices of most of the fruit varieties have decreased. The highest price decrease was noted for avocado as Rs.86.00/fruit due to low quality and small fruits with end of the harvest season. Price of ambul banana has decreased by Rs.14.00/kg due to availability of over ripen stock in the market. Price of all sizes of pineapple have also decreased in the range of Rs.17.00-19.00. However, prices of vilad mango and karthakolomban mango have increased by Rs.18.00/fruit and Rs.5.00/fruit.

Compared to last year, retail price for most of fruit varieties have increased with the highest price of 247% recorded for avocado.

### Fresh Fish

#### Wholesale

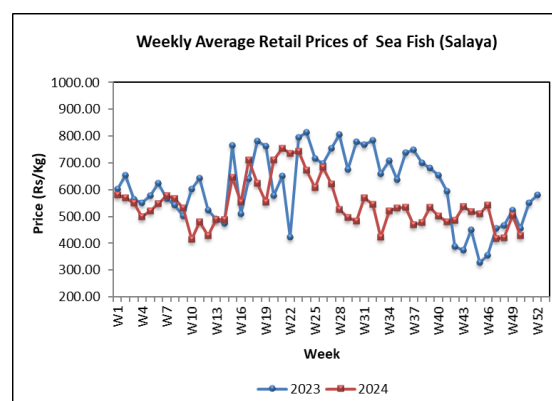
Wholesale prices of most of the fresh fish types have decreased due to increased supply. Price decrease of 23% and 16% was noted for balaya and salaya due to high supply from Trincomalee, Mannar, Valachchenai and southern areas. However, a price increase of 17% was

noted for shrimps due to low supply from Kalpitiya, Chilaw and Puttalam areas. Prices of other fresh fish varieties have not changed significantly.

Compared to the same period of last year, current wholesale prices of all of the fresh fish types except balaya have increased with the highest price increase of 61% was noted for hurulla.

### Retail

The prices of all the fish varieties except hurulla, thora and shrimps have decreased and the highest price decrease was recorded for balaya as Rs.129.00/kg. The second highest price decrease was recorded for paraw by Rs.94.00/kg. The prices of other fish varieties have decreased in the range of Rs.58.00-.75.00/kg. The highest price increase was recorded for shrimps by Rs.140.00/kg and price of hurulla has increased by Rs.126.00/kg.



Compared to the same period of last year, the highest price increase was recorded for hurulla by 63% and the highest price decrease was recorded for balaya by 20%.

### **Dried Fish**

#### **Wholesale**

Prices of most of the dried fish types have increased due to decrease of local dried fish supply. A price increase of 15% was noted for local salaya due to low supply from Trincomalee, Chilaw and Puttalam areas. However, a price decrease of 6% was noted for local sprats due to increased supply from Mullaitivu, Jaffna and Negombo areas.

Compared to the same period of last year, current wholesale prices of most of the dried fish types have increased and the highest price increase of 59% was noted for local salaya.

#### **Retail**

The prices of all the dry fish varieties except local sprats and balaya have increased and the highest price increase was recorded for kattawa by Rs.127.00/kg. The prices of other dry fish varieties have increased in the range of Rs.3.00-37.00/kg.

Prices decrease of local sprats and balaya have decreased by Rs.18.00/kg and Rs.43.00/kg respectively.

Compared to the same period of last year, the highest price decrease was recorded for local sprats by 11% and the highest price increase was recorded for imported sprats by 6%.

### **Eggs**

#### **Wholesale**

The prices of both brown and white eggs have decreased by 2% and their prices ranged Rs.39.00-43.00/egg and Rs.37.00-40.00/egg respectively.

Compared to the same period of last year, prices of both brown and white eggs have decreased by 24% and 26% respectively.

#### **Retail**

The prices of both brown and white eggs have decreased by about Rs.1.00/egg. The price ranged Rs.38.00-45.00 for white egg Rs.40.00-46.00 for brown egg. The average price of the white and brown egg types has recorded as Rs.43.00 and Rs.44.00 respectively.



Compared to the same period of last year, the prices of both egg varieties have decreased in the range of 20%-21%.

### **Meat**

#### **Retail**

The prices of all the meat varieties except pork have increased and the highest price increase recorded for broiler and curry chicken by Rs.39.00/kg and Rs.21.00/kg respectively. Price of mutton has increased by as Rs.10.00/kg. Meanwhile, price of pork has decreased by Rs.43.00/kg. Price decrease of pork has recorded as Rs.43.00/kg.

Compared to the same period of last year, the highest price decrease was recorded for Pork by 16% and the highest price increase was recorded for beef by 7%.

#### **EXPLANATORY NOTE**

The Food Commodities Bulletin is a weekly publication containing information relating to wholesale and retail prices of selected food commodities in nine selected markets in and around Colombo and main markets in the major producing areas.

The information is analyzed and presented as prevailing prices, price ranges, averages, and a comparison of weekly prices. The changes in prices reported are always with price prevailed

during the previous week unless otherwise stated.

The frequency of collection of wholesale price information is twice a week (i.e., Tuesday and Friday) while with retail prices, it is thrice a week (i.e., Friday, Monday, and Tuesday).

**Table 01: Selected Markets: Wholesale Price of Rice (Rs/50kg bag)**

Week 50: 06 - 12 Dec 2024

LOCATIONS	Rice Varieties													
	Samba 1		Samba 2		Keeri Samba		Nadu 1		Nadu 2		Raw Red		Raw White	
Colombo	11750	12750	11500	12350	12500	13750	11250	12750	11000	12350	10750	12500	10750	12500
Divulapitiya	11900	12000	11750	11750	12500	13000	11750	12500	11200	11250	-	-	10750	11500
Kurunegala	11750	12000	-	-	13000	13000	12000	12250	-	-	-	-	11000	11000
Nikaweratiya	-	-	11250	11500	12500	12750	12250	12300	11400	11500	-	-	11000	11250
Badulla	-	-	11500	11500	12750	12750	-	-	-	-	11500	12500	11500	12500
Puttalam	-	-	-	-	-	-	-	-	-	-	-	-	-	-
Dambulla	11900	12000	11750	11850	12750	13000	11350	12000	-	-	11400	11500	11500	11750
Anuradhapura	11850	12250	-	-	12750	12900	11600	11600	11400	11400	11250	12000	11250	11750
Tambuttegama	12000	12250	11500	11600	12750	13000	12000	12100	11250	11250	11250	11250	11400	11500
Polonnaruwa	11850	11850	-	-	12850	12850	11350	11350	11150	11350	10850	10850	10850	10850
Kalutara	11900	12100	-	-	12800	13000	11400	11750	-	-	10850	11150	11250	11600
Ampara	-	-	-	-	13000	13000	-	-	-	-	11000	11000	11000	11000
09 Kandy	11750	12000	11000	11500	12750	13000	11750	12000	11250	11400	11500	11750	11250	11750
Moneragala	12000	12250	-	-	12750	12900	-	-	-	-	11000	11250	11000	11250
Kegalle	-	-	-	-	-	-	-	-	-	-	-	-	-	-
Dehiattakandiya	11900	11900	-	-	12900	13000	11400	11400	-	-	10900	10900	10900	10900
Hambantota	12000	12000	11500	11500	12500	12750	-	-	-	-	10750	12250	11250	12250
Matara	-	-	-	-	12500	12850	-	-	-	-	11500	11750	11500	11750
Galle	-	-	-	-	13000	13750	-	-	-	-	12000	12000	11500	11500
Meegoda	11900	12150	-	-	12800	13000	12000	12350	-	-	12000	12750	11350	11600
Tissamaharama	-	-	11250	11750	12750	12900	11500	11750	11250	11250	10750	10900	10750	11000
Embilipitiya	-	-	11500	11500	12900	13000	11250	11250	-	-	12250	12450	12350	12500
Jaffna	12000	12250	-	-	13250	13500	12500	12750	-	-	12000	12250	12000	12250
Vavuniya	12000	12200	-	-	13000	13250	12250	12500	-	-	12000	12250	12000	12100
Mannar	11900	12100	-	-	13250	13500	12250	12500	-	-	12000	12250	12000	12250
Killinochchi	11900	12100	-	-	13250	13500	12400	12600	-	-	12250	12400	12250	12400
Mullattivu	-	-	-	-	-	-	-	-	-	-	-	-	-	-
Batticaloa	-	-	-	-	-	-	-	-	-	-	-	-	-	-
Trincomalee	11900	12000	-	-	13200	13400	12150	12300	-	-	11800	11900	12000	12200
Galenbindunuwew	-	-	-	-	-	-	-	-	-	-	-	-	-	-
Matale	11900	12000	-	-	12900	13500	11500	11600	11350	11500	10900	11100	11000	11250

**Table 02: Selected Markets: Retail Price of Rice (Rs/kg)**

Week 50: 06 - 12 Dec 2024

LOCATIONS	Rice Varieties													
	Samba 1		Samba 2		Keeri Samba		Nadu 1		Nadu 2		Raw Red		Raw White	
Colombo	240.00	270.00	-	-	260.00	280.00	240.00	260.00	230.00	240.00	220.00	260.00	220.00	260.00
Gampaha	240.00	240.00	-	-	260.00	260.00	-	-	230.00	230.00	-	-	220.00	220.00
Kurunegala	240.00	240.00	-	-	260.00	270.00	245.00	250.00	-	-	-	-	230.00	230.00
Nikaweratiya	270.00	275.00	235.00	240.00	260.00	270.00	255.00	260.00	230.00	240.00	235.00	235.00	230.00	240.00
Dambulla	245.00	250.00	240.00	245.00	265.00	270.00	230.00	240.00	230.00	240.00	230.00	240.00	235.00	240.00
Anuradhapura	240.00	260.00	-	-	260.00	260.00	245.00	255.00	230.00	235.00	230.00	250.00	230.00	240.00
Thambuththegama	245.00	252.00	235.00	240.00	260.00	265.00	250.00	254.00	230.00	235.00	230.00	240.00	230.00	240.00
Polonnaruwa	240.00	240.00	-	-	260.00	265.00	230.00	235.00	230.00	230.00	220.00	230.00	220.00	225.00
Kaluthara	240.00	250.00	-	-	260.00	265.00	230.00	240.00	230.00	240.00	220.00	230.00	230.00	240.00
Badulla	240.00	240.00	-	-	260.00	260.00	-	-	-	-	240.00	260.00	245.00	260.00
Keppetipola	250.00	255.00	240.00	250.00	270.00	275.00	250.00	260.00	-	-	255.00	260.00	258.00	260.00
Moneragala	240.00	250.00	-	-	260.00	260.00	-	-	-	-	230.00	235.00	230.00	235.00
Kegalle	260.00	275.00	230.00	230.00	270.00	280.00	250.00	255.00	240.00	240.00	240.00	250.00	245.00	250.00
Ampara	240.00	255.00	-	-	260.00	260.00	240.00	250.00	230.00	240.00	220.00	230.00	220.00	250.00
Dehiattakandiya	240.00	240.00	-	-	260.00	270.00	230.00	250.00	-	-	220.00	220.00	220.00	220.00
Nuwaraeliya	250.00	260.00	240.00	250.00	270.00	280.00	255.00	260.00	-	-	258.00	260.00	260.00	260.00
Kandy	255.00	260.00	240.00	245.00	270.00	280.00	250.00	255.00	230.00	235.00	240.00	250.00	235.00	240.00
Puttalam	240.00	260.00	230.00	230.00	-	-	240.00	260.00	-	-	230.00	250.00	220.00	240.00
Hambantota	240.00	250.00	-	-	260.00	260.00	-	-	-	-	220.00	250.00	220.00	250.00
Rathnapura	254.00	260.00	-	-	275.00	280.00	260.00	265.00	-	-	245.00	250.00	240.00	245.00
Matara	250.00	260.00	240.00	240.00	260.00	270.00	-	-	240.00	245.00	230.00	250.00	230.00	250.00
Galle	250.00	260.00	-	-	260.00	280.00	240.00	250.00	230.00	240.00	240.00	250.00	220.00	240.00
Tissamaharama	-	-	230.00	240.00	260.00	260.00	-	-	230.00	240.00	220.00	225.00	220.00	230.00
Meegoda (DEC)	240.00	250.00	-	-	260.00	270.00	250.00	250.00	230.00	230.00	220.00	250.00	230.00	250.00
Embilipitiya	248.00	250.00	-	-	260.00	270.00	-	-	-	-	248.00	250.00	248.00	255.00
Jaffna	245.00	250.00	-	-	275.00	280.00	260.00	265.00	-	-	250.00	255.00	250.00	255.00
Vavuniya	245.00	250.00	-	-	265.00	274.00	255.00	265.00	-	-	248.00	254.00	250.00	255.00
Mannar	245.00	250.00	-	-	280.00	290.00	255.00	260.00	-	-	250.00	255.00	250.00	255.00
Killinochchi	248.00	252.00	-	-	275.00	280.00	255.00	265.00	-	-	250.00	255.00	250.00	255.00
Mullaittivu	-	-	-	-	-	-	-	-	-	-	-	-	-	-
Batticaloa	-	-	-	-	-	-	-	-	-	-	-	-	-	-
Trincomalee	248.00	254.00	-	-	272.00	278.00	254.00	265.00	-	-	246.00	250.00	250.00	256.00
Hanguranketha	260.00	260.00	-	-	260.00	280.00	240.00	250.00	232.00	245.00	235.00	240.00	220.00	240.00
Veyangoda	240.00	240.00	235.00	235.00	260.00	270.00	230.00	230.00	230.00	230.00	220.00	220.00	220.00	240.00
Galenbindunuwewa	-	-	-	-	-	-	-	-	-	-	-	-	-	-
Bandarawela	-	-	230.00	240.00	260.00	280.00	255.00	260.00	-	-	250.00	255.00	250.00	255.00
Matale	240.00	248.00	-	-	260.00	270.00	235.00	240.00	230.00	238.00	220.00	225.00	220.00	230.00

**Table 04: Selected Markets: Wholesale Price of Subsidiary Food (Rs/50kg)**

Week 50: 06 - 12 Dec 2024

LOCATION	Dried Chillies	Red Onion		Big Onion	Potato			Pulses		
	Imported	Imported	Local		Imported	Welimada	Nuwara Eliya	Green Gram	Cowpea	Red Dhal
Colombo	32500 - 35000	16500 - 20000	-	9500 - 14000	9500 - 12500	11500 - 16000	12500 - 17500	22500 - 30000	25000 - 32500	13500 - 13750
Kurunegala	36000 - 36500	19750 - 20000	-	18250 - 18250	13000 - 13500	-	17000 - 18000	32500 - 35000	34750 - 37000	13950 - 14500
Nikaweratiya	33750 - 36000	16500 - 16500	-	13000 - 13900	12500 - 13000	-	-	29000 - 35000	32000 - 34500	13600 - 13900
Dehiattakandiya	32500 - 35000	17000 - 17500	-	11000 - 14000	11250 - 14000	-	16000 - 19000	25000 - 30000	27500 - 32500	13500 - 15500
Dambulla (DEC)	32500 - 33000	14000 - 15500	15000 - 16000	9750 - 14000	11000 - 12500	-	12500 - 13000	27500 - 28000	27500 - 29000	13500 - 13750
Anuradhapura	35000 - 40000	17500 - 20000	-	11250 - 18250	11000 - 13000	-	-	32500 - 35000	35000 - 39000	13750 - 14500
Thambuththegama	32500 - 34000	-	15000 - 16500	10750 - 15000	10750 - 13250	-	13500 - 15000	27500 - 31000	33750 - 35000	13750 - 14000
Polonnaruwa	37500 - 39000	19250 - 21250	21750 - 22250	17250 - 17750	12250 - 13250	-	18250 - 19250	27500 - 30000	33000 - 35000	14250 - 15500
Kaluthara	37750 - 39250	-	19500 - 20250	14000 - 18500	12500 - 13750	-	18000 - 19250	34000 - 35000	38750 - 40000	13750 - 14100
Puttalam	-	-	17500 - 21000	-	-	-	-	-	-	-
Kandy	35000 - 39000	17500 - 18000	16000 - 16500	11000 - 16000	10500 - 12000	12500 - 13000	14000 - 15000	27500 - 30000	28000 - 31000	13750 - 14000
Matara	37500 - 39000	19500 - 21000	-	14000 - 16000	12500 - 13000	-	16500 - 17500	29000 - 35000	30000 - 37500	14000 - 14500
Hambantota	35000 - 40000	17000 - 20000	-	11500 - 18000	12250 - 12500	14000 - 15000	-	25000 - 25000	35500 - 39000	14000 - 14150
Kegalle	36500 - 37400	14950 - 15100	-	16000 - 16500	12000 - 12500	-	15850 - 16000	30000 - 31000	34600 - 35000	14000 - 15500
Galle	35000 - 41500	20000 - 21000	-	14000 - 16000	11250 - 15000	-	16000 - 19500	26500 - 35000	40000 - 42500	13750 - 15000
Tissamaharama	32500 - 35000	16000 - 19000	-	13000 - 15000	12000 - 12500	14500 - 16000	-	25000 - 27500	25000 - 27500	14250 - 14500
Meegoda (DEC)	35500 - 37500	18250 - 18500	-	13250 - 15000	10750 - 13000	13500 - 14500	15000 - 16000	27500 - 32500	33500 - 39000	13500 - 14000
Jaffna	35000 - 35500	-	17500 - 18000	16000 - 16500	10500 - 10650	-	-	27000 - 27500	-	14000 - 14250
Vavuniya	40000 - 41250	-	20000 - 22000	11000 - 11500	11000 - 12000	-	-	30000 - 32000	-	14250 - 14500
Mannar	35000 - 36000	14000 - 15000	-	12000 - 13000	11250 - 11500	-	-	27500 - 30000	-	14100 - 14400
Killinochchi	35000 - 37000	-	17500 - 20000	12000 - 13000	10500 - 11500	-	-	27500 - 29000	-	14000 - 14500
Mullattivu	-	-	-	-	-	-	-	-	-	-
Batticaloa	-	-	-	-	-	-	-	-	-	-
Trincomalee	34250 - 35000	14000 - 14500	19000 - 19500	15000 - 15500	10500 - 11000	-	-	28500 - 29250	39000 - 39500	14350 - 14500
Galenbindunuwewa	-	-	-	-	-	-	-	-	-	-
Matale	36000 - 37500	19000 - 20000	-	10500 - 17000	12000 - 13000	13500 - 14000	15000 - 16000	32500 - 35000	35000 - 37500	13750 - 14000

**Table 05: Selected Markets: Retail Price of Subsidiary Food Crops (Rs/kg)**

Week 50: 06 - 12 Dec 2024

LOCATIONS	Dried Chillies	Red Onion		Big Onion	Potato			Pulses		
	Imported	Imported	Local		Imported	Welimada	Nuwara Eliya	Green Gram	Cowpea	Red Dhal
Colombo	750.00 - 1100.00	400.00 - 560.00	-	280.00 - 400.00	240.00 - 320.00	320.00 - 360.00	380.00 - 480.00	750.00 - 1000.00	750.00 - 1000.00	280.00 - 340.00
Gampaha	800.00 - 1000.00	480.00 - 520.00	-	360.00 - 400.00	240.00 - 260.00	-	400.00 - 480.00	880.00 - 980.00	960.00 - 980.00	300.00 - 320.00
Kurunegala	850.00 - 900.00	500.00 - 520.00	-	400.00 - 420.00	260.00 - 280.00	-	420.00 - 470.00	950.00 - 1000.00	900.00 - 920.00	295.00 - 320.00
Nikaweratiya	780.00 - 820.00	380.00 - 440.00	-	340.00 - 350.00	280.00 - 320.00	-	-	600.00 - 700.00	720.00 - 850.00	280.00 - 310.00
Dambulla	750.00 - 800.00	400.00 - 450.00	-	260.00 - 320.00	260.00 - 300.00	340.00 - 380.00	-	680.00 - 700.00	700.00 - 750.00	290.00 - 300.00
Anuradhapura	850.00 - 900.00	400.00 - 480.00	-	280.00 - 400.00	240.00 - 280.00	-	-	700.00 - 800.00	750.00 - 900.00	300.00 - 320.00
Thambuththegama	780.00 - 850.00	-	380.00 - 440.00	260.00 - 350.00	260.00 - 290.00	350.00 - 380.00	-	680.00 - 720.00	750.00 - 840.00	290.00 - 305.00
Polonnaruwa	850.00 - 900.00	400.00 - 440.00	450.00 - 460.00	350.00 - 370.00	250.00 - 280.00	-	380.00 - 420.00	660.00 - 700.00	760.00 - 800.00	300.00 - 320.00
Kaluthara	800.00 - 850.00	500.00 - 560.00	420.00 - 430.00	330.00 - 400.00	280.00 - 320.00	-	400.00 - 450.00	700.00 - 750.00	800.00 - 850.00	280.00 - 290.00
Badulla	750.00 - 850.00	400.00 - 520.00	-	350.00 - 360.00	260.00 - 320.00	350.00 - 360.00	-	700.00 - 700.00	700.00 - 800.00	300.00 - 340.00
Keppetipola	750.00 - 760.00	400.00 - 430.00	-	260.00 - 360.00	260.00 - 280.00	320.00 - 350.00	-	750.00 - 760.00	760.00 - 780.00	285.00 - 300.00
Moneragala	750.00 - 900.00	480.00 - 500.00	-	280.00 - 400.00	240.00 - 280.00	360.00 - 400.00	-	600.00 - 700.00	600.00 - 700.00	290.00 - 320.00
Kegalle	750.00 - 800.00	380.00 - 450.00	-	360.00 - 400.00	250.00 - 300.00	-	390.00 - 400.00	650.00 - 720.00	700.00 - 780.00	285.00 - 320.00
Ampara	760.00 - 800.00	420.00 - 440.00	-	280.00 - 360.00	280.00 - 300.00	320.00 - 320.00	420.00 - 420.00	660.00 - 700.00	620.00 - 750.00	280.00 - 285.00
Dehiattakandiya	750.00 - 800.00	380.00 - 400.00	-	260.00 - 300.00	240.00 - 300.00	-	380.00 - 400.00	550.00 - 700.00	650.00 - 700.00	280.00 - 340.00
Nuwaraeliya	760.00 - 800.00	420.00 - 440.00	-	260.00 - 400.00	280.00 - 300.00	-	380.00 - 400.00	760.00 - 780.00	780.00 - 800.00	286.00 - 295.00
Kandy	800.00 - 900.00	500.00 - 520.00	-	300.00 - 360.00	260.00 - 280.00	340.00 - 360.00	400.00 - 420.00	640.00 - 720.00	800.00 - 820.00	296.00 - 320.00
Puttalam	800.00 - 900.00	450.00 - 480.00	400.00 - 520.00	260.00 - 400.00	240.00 - 320.00	-	380.00 - 480.00	650.00 - 700.00	850.00 - 900.00	290.00 - 310.00
Rathnapura	850.00 - 900.00	380.00 - 480.00	-	380.00 - 390.00	270.00 - 300.00	-	-	600.00 - 650.00	730.00 - 750.00	300.00 - 320.00
Hambantota	800.00 - 900.00	400.00 - 520.00	-	280.00 - 400.00	260.00 - 320.00	300.00 - 360.00	-	600.00 - 650.00	800.00 - 840.00	280.00 - 300.00
Matara	800.00 - 850.00	440.00 - 520.00	-	320.00 - 360.00	250.00 - 300.00	320.00 - 340.00	400.00 - 440.00	600.00 - 750.00	740.00 - 800.00	300.00 - 320.00
Galle	800.00 - 850.00	540.00 - 560.00	-	300.00 - 360.00	240.00 - 320.00	-	380.00 - 400.00	540.00 - 800.00	900.00 - 1000.00	290.00 - 320.00
Tissamaharama	700.00 - 800.00	430.00 - 500.00	-	350.00 - 380.00	260.00 - 280.00	360.00 - 400.00	-	600.00 - 700.00	600.00 - 750.00	290.00 - 320.00
Meegoda (DEC)	750.00 - 800.00	440.00 - 480.00	-	280.00 - 320.00	280.00 - 320.00	320.00 - 360.00	420.00 - 440.00	600.00 - 720.00	700.00 - 960.00	290.00 - 310.00
Embilipitiya	800.00 - 850.00	-	430.00 - 480.00	280.00 - 400.00	270.00 - 300.00	360.00 - 400.00	-	550.00 - 650.00	820.00 - 880.00	280.00 - 310.00
Jaffna	750.00 - 800.00	-	390.00 - 450.00	350.00 - 390.00	240.00 - 250.00	-	-	550.00 - 600.00	-	290.00 - 310.00
Vavuniya	850.00 - 900.00	-	500.00 - 520.00	400.00 - 420.00	260.00 - 280.00	-	-	700.00 - 740.00	-	300.00 - 305.00
Mannar	780.00 - 820.00	-	480.00 - 520.00	280.00 - 320.00	260.00 - 280.00	-	-	650.00 - 700.00	-	300.00 - 310.00
Killinochchi	760.00 - 780.00	-	450.00 - 500.00	280.00 - 300.00	240.00 - 260.00	-	-	600.00 - 650.00	-	300.00 - 310.00
Mullaittivu	-	-	-	-	-	-	-	-	-	-
Batticaloa	-	-	-	-	-	-	-	-	-	-
Trincomalee	785.00 - 800.00	-	430.00 - 450.00	350.00 - 370.00	260.00 - 300.00	-	-	670.00 - 700.00	850.00 - 900.00	298.00 - 304.00
Hanguranketha	790.00 - 840.00	400.00 - 440.00	-	260.00 - 350.00	260.00 - 280.00	-	-	600.00 - 750.00	680.00 - 780.00	280.00 - 285.00
Veyangoda	760.00 - 900.00	400.00 - 520.00	-	280.00 - 420.00	280.00 - 320.00	360.00 - 400.00	400.00 - 440.00	800.00 - 1000.00	800.00 - 1000.00	300.00 - 320.00
Galenbindunuwewa	-	-	-	-	-	-	-	-	-	-
Bandarawela	800.00 - 850.00	400.00 - 440.00	-	270.00 - 380.00	250.00 - 270.00	320.00 - 360.00	-	650.00 - 750.00	750.00 - 800.00	290.00 - 320.00
Matale	780.00 - 850.00	440.00 - 480.00	-	280.00 - 360.00	260.00 - 280.00	340.00 - 360.00	380.00 - 420.00	750.00 - 850.00	800.00 - 850.00	290.00 - 300.00

**Table 06: Selected Markets: Wholesale Price of Vegetables(Rs/kg)**

Week 50: 06 - 12 Dec 2024

Locations	Butter Beans	Green Beans	Carrot	Leeks	Beetroot	Knolkhol
Colombo	-	500.00 - 700.00	120.00 - 180.00	200.00 - 300.00	200.00 - 300.00	200.00 - 280.00
Meegoda (DEC)	-	440.00 - 530.00	170.00 - 210.00	230.00 - 270.00	220.00 - 250.00	290.00 - 350.00
Dambulla (DEC)	-	450.00 - 500.00	130.00 - 150.00	200.00 - 240.00	160.00 - 220.00	240.00 - 260.00
Keppetipola (DEC)	-	500.00 - 550.00	100.00 - 120.00	200.00 - 210.00	260.00 - 300.00	250.00 - 270.00
Norochchole (DEC)	-	-	-	-	150.00 - 250.00	-
Nuwara Eliya	-	540.00 - 580.00	160.00 - 170.00	230.00 - 240.00	260.00 - 280.00	260.00 - 300.00
Kandy	-	500.00 - 550.00	140.00 - 160.00	220.00 - 250.00	180.00 - 200.00	220.00 - 240.00
Hambantota	-	450.00 - 500.00	250.00 - 280.00	250.00 - 300.00	200.00 - 240.00	200.00 - 230.00
Thambuththegama (DEC)	-	500.00 - 600.00	160.00 - 200.00	250.00 - 300.00	200.00 - 230.00	200.00 - 250.00
Jaffna	-	500.00 - 520.00	200.00 - 220.00	300.00 - 330.00	260.00 - 275.00	-
Bandarawela	-	500.00 - 560.00	120.00 - 150.00	220.00 - 240.00	260.00 - 280.00	270.00 - 280.00
Veyangoda	-	450.00 - 600.00	130.00 - 180.00	220.00 - 260.00	200.00 - 250.00	340.00 - 360.00

Locations	Raddish	Cabbage	Tomato	Ladies Fingers	Brinjal	Capsicum
Colombo	120.00 - 180.00	80.00 - 200.00	180.00 - 250.00	160.00 - 220.00	240.00 - 350.00	500.00 - 800.00
Meegoda (DEC)	100.00 - 130.00	130.00 - 200.00	190.00 - 210.00	200.00 - 250.00	220.00 - 280.00	750.00 - 850.00
Moneragala	120.00 - 160.00	150.00 - 170.00	200.00 - 220.00	180.00 - 200.00	250.00 - 320.00	600.00 - 700.00
Dambulla (DEC)	80.00 - 100.00	120.00 - 140.00	170.00 - 200.00	120.00 - 140.00	180.00 - 220.00	700.00 - 750.00
Keppetipola (DEC)	80.00 - 90.00	100.00 - 110.00	150.00 - 170.00	150.00 - 160.00	170.00 - 180.00	700.00 - 750.00
Norochchole (DEC)	100.00 - 140.00	100.00 - 130.00	150.00 - 200.00	180.00 - 200.00	250.00 - 300.00	500.00 - 500.00
Nuwara Eliya	100.00 - 120.00	160.00 - 170.00	180.00 - 200.00	170.00 - 180.00	220.00 - 240.00	760.00 - 800.00
Kandy	80.00 - 100.00	100.00 - 150.00	160.00 - 180.00	140.00 - 160.00	200.00 - 250.00	600.00 - 650.00
Hambantota	200.00 - 250.00	150.00 - 200.00	150.00 - 200.00	180.00 - 220.00	200.00 - 250.00	650.00 - 750.00
Thambuththegama (DEC)	130.00 - 150.00	130.00 - 160.00	150.00 - 200.00	100.00 - 130.00	180.00 - 220.00	700.00 - 800.00
Tissamaharama	180.00 - 240.00	140.00 - 160.00	180.00 - 220.00	150.00 - 200.00	280.00 - 320.00	600.00 - 700.00
Jaffna	150.00 - 170.00	155.00 - 180.00	300.00 - 330.00	250.00 - 270.00	400.00 - 430.00	800.00 - 830.00
Bandarawela	100.00 - 120.00	100.00 - 120.00	150.00 - 170.00	-	150.00 - 220.00	750.00 - 800.00
Veyangoda	120.00 - 140.00	120.00 - 150.00	170.00 - 200.00	150.00 - 200.00	220.00 - 300.00	750.00 - 880.00

Locations	Pumpkin	Cucumber	Bitter Gourd	Snake Gourd	Drumstick	Luffa
Colombo	80.00 - 150.00	140.00 - 180.00	600.00 - 700.00	250.00 - 320.00	-	320.00 - 400.00
Meegoda (DEC)	100.00 - 120.00	150.00 - 180.00	570.00 - 700.00	300.00 - 330.00	-	330.00 - 400.00
Moneragala	120.00 - 130.00	150.00 - 200.00	500.00 - 600.00	350.00 - 370.00	-	400.00 - 450.00
Dambulla (DEC)	70.00 - 90.00	120.00 - 140.00	600.00 - 620.00	240.00 - 270.00	-	280.00 - 320.00
Keppetipola (DEC)	100.00 - 120.00	160.00 - 170.00	560.00 - 580.00	270.00 - 290.00	-	330.00 - 340.00
Norochchole (DEC)	110.00 - 130.00	100.00 - 140.00	500.00 - 550.00	250.00 - 280.00	-	250.00 - 270.00
Nuwara Eliya	110.00 - 120.00	170.00 - 180.00	600.00 - 620.00	290.00 - 300.00	-	350.00 - 360.00
Kandy	110.00 - 130.00	150.00 - 160.00	550.00 - 600.00	250.00 - 270.00	-	300.00 - 320.00
Hambantota	120.00 - 150.00	120.00 - 150.00	600.00 - 650.00	250.00 - 300.00	-	350.00 - 380.00
Thambuththegama (DEC)	100.00 - 120.00	70.00 - 100.00	500.00 - 600.00	200.00 - 250.00	-	280.00 - 350.00
Tissamaharama	100.00 - 120.00	150.00 - 180.00	550.00 - 600.00	280.00 - 320.00	-	350.00 - 420.00
Jaffna	90.00 - 110.00	160.00 - 175.00	1450.00 - 1520.00	260.00 - 275.00	1450.00 - 1550.00	-
Bandarawela	100.00 - 120.00	140.00 - 150.00	-	-	-	-
Veyangoda	100.00 - 130.00	150.00 - 180.00	500.00 - 600.00	300.00 - 350.00	-	370.00 - 420.00

**Table 06 (Contd.)**

	<b>Long Beans</b>	<b>Ash Plantain</b>	<b>Green Chillies</b>	<b>Lime</b>	<b>Sweet Potatoe</b>	<b>Manioc</b>
Colombo	300.00 - 350.00	120.00 - 180.00	500.00 - 600.00	300.00 - 400.00	100.00 - 130.00	80.00 - 120.00
Meegoda (DEC)	330.00 - 400.00	120.00 - 170.00	700.00 - 800.00	300.00 - 350.00	100.00 - 120.00	100.00 - 120.00
Moneragala	280.00 - 300.00	60.00 - 80.00	750.00 - 800.00	350.00 - 370.00	150.00 - 200.00	50.00 - 60.00
Dambulla (DEC)	280.00 - 330.00	100.00 - 130.00	550.00 - 650.00	200.00 - 250.00	60.00 - 80.00	60.00 - 70.00
Keppetipola (DEC)	330.00 - 340.00	130.00 - 150.00	650.00 - 700.00	340.00 - 360.00	120.00 - 130.00	90.00 - 100.00
Norochchole (DEC)	200.00 - 280.00	100.00 - 140.00	550.00 - 650.00	-	-	110.00 - 150.00
Nuwara Eliya	350.00 - 370.00	150.00 - 160.00	700.00 - 800.00	350.00 - 400.00	120.00 - 130.00	90.00 - 100.00
Kandy	300.00 - 320.00	130.00 - 150.00	600.00 - 650.00	280.00 - 300.00	110.00 - 130.00	80.00 - 90.00
Hambantota	300.00 - 320.00	120.00 - 150.00	600.00 - 680.00	350.00 - 400.00	120.00 - 150.00	100.00 - 130.00
Thambuththegama (DEC)	250.00 - 300.00	100.00 - 120.00	600.00 - 750.00	200.00 - 250.00	100.00 - 120.00	70.00 - 80.00
Tissamaharama	200.00 - 240.00	100.00 - 120.00	600.00 - 650.00	400.00 - 450.00	100.00 - 120.00	80.00 - 100.00
Jaffna	750.00 - 770.00	70.00 - 85.00	760.00 - 775.00	360.00 - 375.00	120.00 - 130.00	150.00 - 170.00
Bandarawela	-	-	650.00 - 700.00	-	125.00 - 130.00	-
Veyangoda	300.00 - 350.00	130.00 - 160.00	750.00 - 850.00	300.00 - 350.00	100.00 - 130.00	100.00 - 140.00

<b>Locations</b>	<b>Leafy Vegetables (Rs/bundle)</b>			<b>Coconut (Rs/nut)</b>	
	<b>Mukunuwenna</b>	<b>Kankun</b>	<b>Gotukola</b>	<b>Large</b>	<b>Small</b>
Colombo	40.00 - 50.00	40.00 - 50.00	330.00 - 340.00	160.00 - 170.00	130.00 - 140.00
Meegoda (DEC)	50.00 - 50.00	50.00 - 50.00	-	150.00 - 160.00	120.00 - 140.00
Norochchole (DEC)	-	-	-	-	-
Nuwara Eliya	-	-	-	-	-
Dambulla (DEC)	25.00 - 30.00	25.00 - 30.00	125.00 - 130.00	135.00 - 140.00	100.00 - 110.00
Kandy	45.00 - 50.00	45.00 - 50.00	230.00 - 240.00	150.00 - 160.00	120.00 - 130.00
Hambantota	45.00 - 50.00	50.00 - 50.00	180.00 - 240.00	-	-
Thambuththegama (DEC)	-	-	-	130.00 - 140.00	110.00 - 120.00
Tissamaharama	25.00 - 25.00	25.00 - 25.00	-	130.00 - 140.00	100.00 - 120.00
Jaffna	70.00 - 80.00	40.00 - 45.00	200.00 - 220.00	140.00 - 150.00	90.00 - 100.00
Bandarawela	-	-	-	-	-
Veyangoda	35.00 - 40.00	35.00 - 40.00	240.00 - 260.00	-	-

*Colombo, Meegoda, Norochchole, Jaffna, Dambulla and Kandy - Gotukola Price Rs/Kg*

**Table 07: Selected Markets: Retail Price of Vegetables (Rs/kg)**

Week 50: 06 - 12 Dec 2024

LOCATIONS	Up Country Varieties																
	Butter Beans		Green Beans		Carrot		Leeks		Beetroot		Knol Khol		Raddish		Cabbage		Tomato
Colombo	-	680.00 - 900.00	180.00 - 350.00	260.00 - 480.00	280.00 - 460.00	280.00 - 480.00	150.00 - 380.00	110.00 - 340.00	240.00 - 400.00								
Gampaha	-	720.00 - 760.00	280.00 - 320.00	360.00 - 400.00	360.00 - 400.00	460.00 - 480.00	270.00 - 380.00	240.00 - 320.00	320.00 - 400.00								
Kurunegala	-	780.00 - 800.00	260.00 - 300.00	360.00 - 400.00	400.00 - 480.00	480.00 - 480.00	300.00 - 320.00	320.00 - 360.00	400.00 - 400.00								
Nikaweratiya	-	640.00 - 780.00	320.00 - 360.00	400.00 - 480.00	400.00 - 480.00	320.00 - 400.00	240.00 - 320.00	280.00 - 320.00	240.00 - 320.00								
Dambulla	-	640.00 - 680.00	280.00 - 320.00	300.00 - 340.00	260.00 - 320.00	450.00 - 460.00	200.00 - 240.00	260.00 - 280.00	380.00 - 400.00								
Anuradhapura	-	740.00 - 800.00	320.00 - 380.00	400.00 - 480.00	380.00 - 400.00	-	240.00 - 320.00	260.00 - 320.00	320.00 - 400.00								
Thambuththegama	-	740.00 - 850.00	280.00 - 350.00	400.00 - 450.00	360.00 - 440.00	300.00 - 380.00	240.00 - 260.00	200.00 - 250.00	280.00 - 360.00								
Polonnaruwa	-	760.00 - 800.00	300.00 - 330.00	340.00 - 360.00	280.00 - 300.00	280.00 - 320.00	180.00 - 220.00	260.00 - 300.00	400.00 - 430.00								
Kaluthara	-	760.00 - 900.00	200.00 - 260.00	350.00 - 400.00	280.00 - 300.00	300.00 - 340.00	200.00 - 260.00	250.00 - 300.00	350.00 - 400.00								
Badulla	-	600.00 - 640.00	240.00 - 320.00	320.00 - 400.00	400.00 - 480.00	400.00 - 400.00	200.00 - 240.00	200.00 - 240.00	200.00 - 320.00								
Keppetipola	-	580.00 - 650.00	180.00 - 200.00	280.00 - 300.00	340.00 - 360.00	320.00 - 340.00	150.00 - 160.00	180.00 - 200.00	250.00 - 270.00								
Moneragala	-	600.00 - 720.00	240.00 - 320.00	320.00 - 400.00	400.00 - 480.00	-	180.00 - 260.00	200.00 - 320.00	320.00 - 400.00								
Kegalle	-	640.00 - 680.00	320.00 - 360.00	320.00 - 360.00	360.00 - 400.00	320.00 - 360.00	240.00 - 280.00	280.00 - 320.00	-								
Ampara	-	680.00 - 720.00	280.00 - 300.00	300.00 - 360.00	280.00 - 300.00	-	160.00 - 200.00	280.00 - 300.00	320.00 - 360.00								
Dehiattakandiya	-	600.00 - 800.00	300.00 - 320.00	300.00 - 350.00	300.00 - 480.00	-	200.00 - 240.00	200.00 - 300.00	300.00 - 300.00								
Nuwaraeliya	-	680.00 - 720.00	260.00 - 280.00	340.00 - 360.00	360.00 - 380.00	360.00 - 380.00	220.00 - 240.00	260.00 - 280.00	280.00 - 300.00								
Kandy	-	650.00 - 700.00	200.00 - 240.00	300.00 - 320.00	280.00 - 300.00	300.00 - 320.00	160.00 - 200.00	160.00 - 200.00	260.00 - 300.00								
Puttalam	-	720.00 - 850.00	320.00 - 380.00	400.00 - 480.00	300.00 - 450.00	-	300.00 - 300.00	300.00 - 320.00	400.00 - 460.00								
Hambantota	-	700.00 - 800.00	280.00 - 320.00	300.00 - 400.00	300.00 - 380.00	280.00 - 320.00	300.00 - 320.00	240.00 - 320.00	280.00 - 320.00								
Rathnapura	-	640.00 - 800.00	260.00 - 320.00	260.00 - 300.00	280.00 - 360.00	-	200.00 - 240.00	220.00 - 280.00	350.00 - 420.00								
Matara	-	720.00 - 820.00	240.00 - 320.00	320.00 - 400.00	320.00 - 420.00	-	240.00 - 320.00	300.00 - 320.00	240.00 - 260.00								
Galle	-	800.00 - 800.00	280.00 - 320.00	320.00 - 400.00	400.00 - 480.00	-	280.00 - 320.00	280.00 - 320.00	360.00 - 400.00								
Tissamaharama	-	600.00 - 700.00	280.00 - 300.00	320.00 - 380.00	380.00 - 400.00	420.00 - 460.00	320.00 - 360.00	240.00 - 260.00	260.00 - 300.00								
Meegoda (DEC)	-	600.00 - 720.00	240.00 - 320.00	360.00 - 400.00	360.00 - 400.00	380.00 - 400.00	240.00 - 320.00	280.00 - 320.00	320.00 - 400.00								
Embilipitiya	-	580.00 - 600.00	240.00 - 280.00	280.00 - 320.00	320.00 - 400.00	-	280.00 - 320.00	200.00 - 240.00	240.00 - 280.00								
Jaffna	-	550.00 - 600.00	240.00 - 290.00	350.00 - 400.00	300.00 - 350.00	-	200.00 - 250.00	200.00 - 250.00	350.00 - 400.00								
Vavuniya	-	-	300.00 - 340.00	400.00 - 440.00	350.00 - 400.00	-	300.00 - 320.00	300.00 - 320.00	400.00 - 420.00								
Mannar	-	800.00 - 880.00	300.00 - 320.00	400.00 - 440.00	320.00 - 350.00	-	200.00 - 220.00	300.00 - 320.00	400.00 - 440.00								
Killinochchi	-	750.00 - 800.00	380.00 - 420.00	380.00 - 420.00	350.00 - 400.00	-	340.00 - 360.00	340.00 - 360.00	440.00 - 450.00								
Mullaittivu	-	-	-	-	-	-	-	-	-								
Batticaloa	-	-	-	-	-	-	-	-	-								
Trincomalee	-	720.00 - 760.00	274.00 - 280.00	360.00 - 370.00	380.00 - 400.00	-	250.00 - 260.00	320.00 - 330.00	400.00 - 440.00								
Hanguranketha	-	580.00 - 620.00	200.00 - 240.00	260.00 - 300.00	240.00 - 260.00	180.00 - 200.00	-	140.00 - 160.00	360.00 - 400.00								
Veyangoda	-	680.00 - 920.00	200.00 - 280.00	280.00 - 440.00	320.00 - 400.00	440.00 - 480.00	160.00 - 240.00	200.00 - 320.00	320.00 - 400.00								
Galenbindunuwewa	-	-	-	-	-	-	-	-	-								
Bandarawela	-	700.00 - 750.00	220.00 - 260.00	280.00 - 300.00	300.00 - 340.00	300.00 - 320.00	160.00 - 200.00	180.00 - 220.00	280.00 - 320.00								
Matale	-	600.00 - 720.00	280.00 - 320.00	300.00 - 360.00	360.00 - 400.00	360.00 - 400.00	160.00 - 200.00	200.00 - 240.00	320.00 - 360.00								



Table 07 (Contd.)

LOCATIONS	Low Country Varieties											
	Ladies Fingers	Brinjal	Capsicum	Pumpkin	Cucumber	Bitter Gourd	Snake Gourd	Drumstick	Luffa	Long Beans		
Colombo	180.00 - 400.00	250.00 - 500.00	750.00 - 1000.00	150.00 - 280.00	160.00 - 320.00	650.00 - 1000.00	300.00 - 520.00	600.00 - 1000.00	350.00 - 600.00	300.00 - 500.00		
Gampaha	280.00 - 320.00	400.00 - 520.00	1200.00 - 1300.00	200.00 - 280.00	200.00 - 320.00	880.00 - 920.00	400.00 - 480.00	360.00 - 360.00	480.00 - 600.00	480.00 - 500.00		
Kurunegala	280.00 - 300.00	420.00 - 480.00	960.00 - 960.00	240.00 - 280.00	220.00 - 280.00	850.00 - 920.00	460.00 - 480.00	480.00 - 480.00	450.00 - 500.00	450.00 - 500.00		
Nikaweratiya	240.00 - 320.00	280.00 - 320.00	600.00 - 720.00	200.00 - 240.00	240.00 - 280.00	800.00 - 800.00	340.00 - 400.00	400.00 - 400.00	320.00 - 480.00	400.00 - 400.00		
Dambulla	200.00 - 240.00	300.00 - 360.00	850.00 - 1000.00	180.00 - 240.00	200.00 - 240.00	850.00 - 900.00	340.00 - 380.00	-	400.00 - 460.00	380.00 - 440.00		
Anuradhapura	240.00 - 320.00	360.00 - 400.00	800.00 - 1000.00	200.00 - 280.00	240.00 - 320.00	740.00 - 800.00	360.00 - 400.00	-	440.00 - 520.00	440.00 - 500.00		
Thambuthhegama	250.00 - 280.00	300.00 - 350.00	900.00 - 1000.00	180.00 - 240.00	180.00 - 220.00	780.00 - 850.00	320.00 - 380.00	-	450.00 - 500.00	380.00 - 450.00		
Polonnaruwa	240.00 - 270.00	350.00 - 380.00	950.00 - 1100.00	180.00 - 220.00	200.00 - 260.00	600.00 - 680.00	400.00 - 450.00	-	440.00 - 460.00	360.00 - 400.00		
Kaluthara	350.00 - 400.00	320.00 - 400.00	600.00 - 700.00	160.00 - 220.00	250.00 - 300.00	600.00 - 700.00	400.00 - 450.00	900.00 - 1100.00	400.00 - 480.00	380.00 - 440.00		
Badulla	240.00 - 320.00	320.00 - 320.00	800.00 - 800.00	200.00 - 240.00	240.00 - 320.00	540.00 - 600.00	400.00 - 480.00	-	400.00 - 480.00	320.00 - 400.00		
Keppetipola	230.00 - 250.00	280.00 - 300.00	850.00 - 900.00	180.00 - 200.00	240.00 - 260.00	650.00 - 670.00	350.00 - 360.00	-	420.00 - 440.00	420.00 - 440.00		
Moneragala	260.00 - 320.00	320.00 - 400.00	720.00 - 1000.00	200.00 - 280.00	240.00 - 280.00	720.00 - 800.00	400.00 - 520.00	-	600.00 - 640.00	400.00 - 440.00		
Kegalle	240.00 - 280.00	360.00 - 400.00	750.00 - 800.00	200.00 - 240.00	240.00 - 280.00	600.00 - 640.00	320.00 - 360.00	480.00 - 520.00	440.00 - 480.00	440.00 - 480.00		
Ampara	300.00 - 320.00	380.00 - 400.00	980.00 - 1000.00	240.00 - 260.00	240.00 - 280.00	600.00 - 800.00	280.00 - 300.00	-	320.00 - 380.00	360.00 - 400.00		
Dehiattakandiya	200.00 - 300.00	300.00 - 320.00	800.00 - 1000.00	200.00 - 280.00	200.00 - 240.00	800.00 - 800.00	300.00 - 320.00	-	400.00 - 400.00	300.00 - 420.00		
Nuwaraeliya	280.00 - 300.00	320.00 - 340.00	900.00 - 1000.00	220.00 - 240.00	280.00 - 300.00	700.00 - 750.00	400.00 - 420.00	-	450.00 - 460.00	450.00 - 480.00		
Kandy	240.00 - 260.00	320.00 - 360.00	800.00 - 850.00	160.00 - 180.00	240.00 - 260.00	700.00 - 750.00	360.00 - 400.00	-	400.00 - 450.00	400.00 - 450.00		
Puttalam	300.00 - 320.00	400.00 - 480.00	1000.00 - 1200.00	200.00 - 280.00	200.00 - 280.00	920.00 - 1000.00	300.00 - 400.00	-	400.00 - 600.00	320.00 - 450.00		
Rathnapura	240.00 - 250.00	320.00 - 380.00	800.00 - 1200.00	200.00 - 200.00	200.00 - 260.00	800.00 - 900.00	360.00 - 420.00	-	550.00 - 640.00	420.00 - 480.00		
Hambantota	240.00 - 320.00	300.00 - 320.00	800.00 - 900.00	160.00 - 200.00	160.00 - 200.00	780.00 - 900.00	380.00 - 400.00	-	400.00 - 480.00	380.00 - 400.00		
Matara	240.00 - 300.00	300.00 - 400.00	800.00 - 1000.00	200.00 - 220.00	240.00 - 320.00	720.00 - 800.00	400.00 - 480.00	-	400.00 - 520.00	320.00 - 400.00		
Galle	240.00 - 320.00	320.00 - 400.00	1000.00 - 1200.00	160.00 - 200.00	240.00 - 240.00	600.00 - 680.00	360.00 - 400.00	-	360.00 - 400.00	380.00 - 480.00		
Tissamaharama	240.00 - 260.00	360.00 - 380.00	700.00 - 800.00	180.00 - 200.00	240.00 - 280.00	600.00 - 680.00	360.00 - 400.00	-	520.00 - 580.00	300.00 - 320.00		
Meegoda (DEC)	360.00 - 400.00	360.00 - 440.00	900.00 - 1000.00	160.00 - 200.00	240.00 - 300.00	720.00 - 800.00	400.00 - 480.00	-	560.00 - 600.00	440.00 - 480.00		
Embilipitiya	200.00 - 280.00	280.00 - 300.00	750.00 - 800.00	200.00 - 260.00	160.00 - 200.00	700.00 - 750.00	280.00 - 320.00	-	400.00 - 480.00	350.00 - 400.00		
Jaffna	300.00 - 350.00	450.00 - 500.00	850.00 - 880.00	140.00 - 170.00	220.00 - 250.00	-	320.00 - 350.00	1600.00 - 1650.00	-	800.00 - 850.00		
Vavuniya	300.00 - 340.00	400.00 - 420.00	1000.00 - 1200.00	200.00 - 240.00	240.00 - 250.00	1000.00 - 1200.00	350.00 - 380.00	-	-	600.00 - 700.00		
Mannar	240.00 - 260.00	580.00 - 620.00	960.00 - 1000.00	200.00 - 240.00	300.00 - 320.00	800.00 - 900.00	440.00 - 500.00	-	-	540.00 - 600.00		
Killinochchi	340.00 - 360.00	450.00 - 500.00	950.00 - 1000.00	230.00 - 250.00	300.00 - 320.00	-	300.00 - 340.00	-	-	550.00 - 600.00		
Mullaittivu	-	-	-	-	-	-	-	-	-	-		
Batticaloa	-	-	-	-	-	-	-	-	-	-		
Trincomalee	320.00 - 340.00	450.00 - 465.00	800.00 - 840.00	190.00 - 200.00	225.00 - 235.00	690.00 - 720.00	300.00 - 320.00	850.00 - 900.00	320.00 - 330.00	440.00 - 460.00		
Hanguranketha	180.00 200.00	240.00 280.00	700.00 800.00	120.00 160.00	160.00 200.00	600.00 - 700.00	200.00 280.00	-	320.00 360.00	280.00 300.00		
Veyangoda	240.00 - 360.00	320.00 - 480.00	800.00 - 1000.00	160.00 - 240.00	200.00 - 320.00	640.00 - 880.00	360.00 - 520.00	-	440.00 - 600.00	400.00 - 520.00		
Galenbindunuwewa	-	-	-	-	-	-	-	-	-	-		
Bandarawela	180.00 - 240.00	280.00 - 320.00	800.00 - 900.00	160.00 - 220.00	180.00 - 200.00	600.00 - 680.00	320.00 - 360.00	-	360.00 - 400.00	330.00 - 360.00		
Matale	200.00 - 240.00	360.00 - 440.00	880.00 - 1000.00	160.00 - 200.00	200.00 - 240.00	720.00 - 800.00	360.00 - 400.00	-	360.00 - 400.00	360.00 - 440.00		

**Table 07 (Contd.)**

LOCATIONS	Low Country Varieties					Leafy Vegetable				Coconut (Rs/nut)	
	Ash Plantain	Green Chillies	Lime	Sweet Potato	Manioc	Mukunuwenna	Kankun	Gotukola	Large	Small	
Colombo	150.00 - 320.00	700.00 - 1000.00	430.00 - 900.00	150.00 - 320.00	140.00 - 240.00	60.00 - 100.00	60.00 - 100.00	150.00 - 180.00	170.00 - 200.00	150.00 - 165.00	
Gampaha	240.00 - 280.00	1000.00 - 1200.00	550.00 - 600.00	280.00 - 280.00	200.00 - 200.00	70.00 - 70.00	70.00 - 70.00	90.00 - 90.00	180.00 - 200.00	150.00 - 160.00	
Kurunegala	280.00 - 320.00	850.00 - 900.00	850.00 - 1000.00	220.00 - 240.00	160.00 - 180.00	70.00 - 70.00	70.00 - 70.00	70.00 - 70.00	185.00 - 190.00	165.00 - 170.00	
Nikaweratiya	240.00 - 240.00	700.00 - 800.00	480.00 - 480.00	200.00 - 240.00	160.00 - 160.00	50.00 - 50.00	50.00 - 50.00	150.00 - 150.00	140.00 - 170.00	120.00 - 120.00	
Dambulla	200.00 - 240.00	800.00 - 1000.00	500.00 - 600.00	180.00 - 200.00	160.00 - 200.00	50.00 - 60.00	50.00 - 80.00	50.00 - 60.00	160.00 - 170.00	120.00 - 130.00	
Anuradhapura	240.00 - 320.00	800.00 - 1000.00	400.00 - 600.00	180.00 - 240.00	200.00 - 240.00	50.00 - 60.00	50.00 - 60.00	50.00 - 60.00	150.00 - 180.00	120.00 - 140.00	
Thambuththegama	170.00 - 220.00	800.00 - 1000.00	300.00 - 380.00	200.00 - 250.00	150.00 - 180.00	-	-	-	150.00 - 160.00	125.00 - 130.00	
Polonnaruwa	240.00 - 260.00	800.00 - 850.00	550.00 - 600.00	200.00 - 220.00	150.00 - 180.00	50.00 - 60.00	50.00 - 50.00	50.00 - 50.00	170.00 - 180.00	150.00 - 160.00	
Kaluthara	180.00 - 240.00	900.00 - 1000.00	650.00 - 700.00	180.00 - 200.00	180.00 - 200.00	80.00 - 100.00	80.00 - 100.00	100.00 - 120.00	180.00 - 200.00	160.00 - 170.00	
Badulla	200.00 - 240.00	600.00 - 700.00	500.00 - 600.00	-	160.00 - 160.00	80.00 - 80.00	80.00 - 80.00	100.00 - 100.00	175.00 - 180.00	130.00 - 150.00	
Keppetipola	200.00 - 220.00	900.00 - 1000.00	450.00 - 500.00	200.00 - 220.00	180.00 - 200.00	30.00 - 40.00	30.00 - 40.00	30.00 - 35.00	180.00 - 180.00	130.00 - 160.00	
Moneragala	120.00 - 160.00	900.00 - 1000.00	400.00 - 500.00	260.00 - 300.00	70.00 - 80.00	50.00 - 60.00	50.00 - 60.00	60.00 - 70.00	150.00 - 170.00	120.00 - 130.00	
Kegalle	280.00 - 320.00	550.00 - 600.00	600.00 - 650.00	200.00 - 240.00	180.00 - 200.00	70.00 - 80.00	70.00 - 80.00	50.00 - 60.00	160.00 - 170.00	140.00 - 150.00	
Ampara	180.00 - 200.00	980.00 - 1100.00	500.00 - 800.00	180.00 - 200.00	100.00 - 130.00	60.00 - 60.00	60.00 - 60.00	200.00 - 200.00	-	110.00 - 130.00	
Dehiattakandiya	200.00 - 300.00	800.00 - 1200.00	700.00 - 800.00	200.00 - 200.00	120.00 - 150.00	50.00 - 70.00	50.00 - 70.00	50.00 - 70.00	140.00 - 150.00	120.00 - 130.00	
Nuwaraeliya	250.00 - 260.00	900.00 - 1000.00	500.00 - 550.00	250.00 - 260.00	180.00 - 200.00	45.00 - 50.00	45.00 - 50.00	35.00 - 45.00	180.00 - 190.00	160.00 - 170.00	
Kandy	200.00 - 240.00	800.00 - 850.00	550.00 - 600.00	160.00 - 180.00	160.00 - 200.00	60.00 - 70.00	60.00 - 70.00	45.00 - 50.00	180.00 - 200.00	140.00 - 150.00	
Puttalam	140.00 - 240.00	800.00 - 1000.00	600.00 - 600.00	200.00 - 300.00	180.00 - 200.00	40.00 - 60.00	30.00 - 60.00	30.00 - 40.00	150.00 - 170.00	110.00 - 140.00	
Rathnapura	200.00 - 250.00	900.00 - 1200.00	600.00 - 800.00	160.00 - 240.00	120.00 - 160.00	80.00 - 80.00	80.00 - 80.00	100.00 - 100.00	180.00 - 200.00	140.00 - 160.00	
Hambanthota	180.00 - 220.00	780.00 - 800.00	500.00 - 600.00	150.00 - 240.00	150.00 - 240.00	60.00 - 60.00	60.00 - 60.00	80.00 - 100.00	160.00 - 180.00	150.00 - 150.00	
Matara	240.00 - 320.00	800.00 - 1000.00	500.00 - 600.00	160.00 - 200.00	150.00 - 180.00	50.00 - 60.00	50.00 - 60.00	80.00 - 110.00	170.00 - 190.00	150.00 - 165.00	
Galle	240.00 - 300.00	900.00 - 1000.00	400.00 - 600.00	200.00 - 280.00	200.00 - 240.00	60.00 - 70.00	70.00 - 70.00	80.00 - 100.00	170.00 - 190.00	140.00 - 150.00	
Tissamaharama	160.00 - 180.00	700.00 - 800.00	450.00 - 480.00	220.00 - 240.00	180.00 - 200.00	50.00 - 60.00	50.00 - 60.00	70.00 - 80.00	160.00 - 170.00	100.00 - 130.00	
Meegoda (DEC)	240.00 - 320.00	900.00 - 1000.00	480.00 - 600.00	200.00 - 240.00	160.00 - 200.00	80.00 - 80.00	80.00 - 80.00	100.00 - 120.00	170.00 - 180.00	120.00 - 160.00	
Embilipitiya	150.00 - 200.00	950.00 - 1000.00	350.00 - 420.00	120.00 - 140.00	130.00 - 150.00	60.00 - 80.00	50.00 - 70.00	70.00 - 100.00	150.00 - 180.00	110.00 - 140.00	
Jaffna	100.00 - 150.00	800.00 - 850.00	400.00 - 450.00	150.00 - 200.00	200.00 - 240.00	80.00 - 100.00	50.00 - 60.00	80.00 - 100.00	180.00 - 200.00	120.00 - 130.00	
Vavuniya	200.00 - 240.00	850.00 - 900.00	400.00 - 420.00	200.00 - 240.00	200.00 - 250.00	60.00 - 70.00	60.00 - 65.00	85.00 - 100.00	150.00 - 160.00	90.00 - 100.00	
Mannar	240.00 - 260.00	900.00 - 1000.00	500.00 - 650.00	180.00 - 200.00	220.00 - 240.00	50.00 - 60.00	50.00 - 60.00	50.00 - 60.00	160.00 - 170.00	110.00 - 120.00	
Killinochchi	280.00 - 300.00	750.00 - 800.00	600.00 - 650.00	340.00 - 360.00	200.00 - 220.00	65.00 - 70.00	50.00 - 60.00	45.00 - 50.00	150.00 - 170.00	80.00 - 100.00	
Mullaittivu	-	-	-	-	-	-	-	-	-	-	
Batticaloa	-	-	-	-	-	-	-	-	-	-	
Trincomalee	300.00 320.00		750.00 800.00	245.00 255.00	230.00 240.00	65.00 72.00	75.00 80.00	50.00 55.00	170.00 180.00	135.00 140.00	
Hanguranketha	200.00 - 220.00	650.00 - 850.00	500.00 - 600.00	140.00 - 180.00	140.00 - 160.00	35.00 - 40.00	35.00 - 40.00	40.00 - 40.00	160.00 - 160.00	130.00 - 140.00	
Veyangoda	180.00 - 320.00	920.00 - 1120.00	400.00 - 520.00	160.00 - 220.00	160.00 - 240.00	60.00 - 70.00	60.00 - 70.00	100.00 - 120.00	150.00 - 180.00	130.00 - 140.00	
Galenbindunuwewa	-	-	-	-	-	-	-	-	-	-	
Bandarawela	200.00 - 220.00	800.00 - 900.00	600.00 - 700.00	200.00 - 220.00	150.00 - 180.00	70.00 - 80.00	70.00 - 80.00	80.00 - 100.00	170.00 - 180.00	145.00 - 160.00	
Matale	200.00 - 240.00	800.00 - 1000.00	500.00 - 600.00	180.00 - 220.00	140.00 - 160.00	50.00 - 60.00	50.00 - 60.00	50.00 - 60.00	150.00 - 175.00	120.00 - 130.00	

**Table 08: Selected Markets: Retail Price of Fruits (Rs/each & Rs/kg)**

Week 50: 06 - 12 Dec 2024

18

LOCATIONS	Banana					Pineapple			Mango	
	Ambul (Rs/kg)	Kolikuttu (Rs/kg)	Seeni (Rs/kg)	Anamalu	Ambun	Large	Medium	Small	Betti	Karthakolomban
Colombo	100.00 - 200.00	250.00 - 350.00	150.00 - 250.00	35.00 - 50.00	50.00 - 70.00	500.00 - 700.00	380.00 - 550.00	300.00 - 440.00	-	120.00 - 200.00
Gampaha	120.00 - 150.00	260.00 - 270.00	150.00 - 180.00	-	40.00 - 52.00	550.00 - 560.00	420.00 - 430.00	-	-	100.00 - 120.00
Kurunegala	120.00 - 180.00	300.00 - 350.00	120.00 - 140.00	45.00 - 45.00	65.00 - 72.00	-	450.00 - 550.00	-	-	115.00 - 115.00
Nikaweratiya	120.00 - 130.00	300.00 - 350.00	120.00 - 150.00	-	53.00 - 58.00	-	-	350.00 - 360.00	-	62.00 - 75.00
Dambulla	150.00 - 160.00	350.00 - 380.00	160.00 - 180.00	-	50.00 - 54.00	600.00 - 700.00	450.00 - 500.00	200.00 - 250.00	30.00 - 35.00	60.00 - 80.00
Anuradhapura	100.00 - 160.00	300.00 - 400.00	150.00 - 200.00	30.00 - 35.00	43.00 - 47.00	700.00 - 800.00	550.00 - 600.00	350.00 - 450.00	-	75.00 - 90.00
Thambuththegama	120.00 - 150.00	280.00 - 320.00	150.00 - 170.00	25.00 - 30.00	40.00 - 50.00	500.00 - 550.00	400.00 - 450.00	300.00 - 350.00	-	80.00 - 100.00
Polonnaruwa	180.00 - 220.00	350.00 - 400.00	160.00 - 200.00	-	48.00 - 55.00	850.00 - 920.00	500.00 - 550.00	300.00 - 350.00	-	60.00 - 80.00
Kaluthara	160.00 - 200.00	340.00 - 360.00	160.00 - 200.00	55.00 - 57.00	58.00 - 60.00	450.00 - 520.00	350.00 - 380.00	260.00 - 300.00	-	80.00 - 90.00
Badulla	160.00 - 180.00	300.00 - 400.00	160.00 - 160.00	30.00 - 32.00	35.00 - 45.00	-	450.00 - 500.00	-	-	100.00 - 120.00
Keppetipola	170.00 - 180.00	320.00 - 340.00	150.00 - 160.00	30.00 - 33.00	50.00 - 55.00	-	440.00 - 450.00	330.00 - 350.00	-	70.00 - 80.00
Moneragala	100.00 - 130.00	250.00 - 300.00	80.00 - 100.00	15.00 - 20.00	20.00 - 25.00	820.00 - 900.00	680.00 - 750.00	-	-	50.00 - 60.00
Kegalle	140.00 - 180.00	350.00 - 400.00	180.00 - 200.00	20.00 - 25.00	20.00 - 25.00	700.00 - 800.00	400.00 - 500.00	250.00 - 350.00	-	90.00 - 110.00
Ampara	130.00 - 140.00	250.00 - 250.00	100.00 - 120.00	30.00 - 30.00	40.00 - 42.00	-	-	-	-	75.00 - 75.00
Dehiattakandiya	150.00 - 170.00	300.00 - 400.00	150.00 - 180.00	-	46.00 - 56.00	500.00 - 600.00	300.00 - 450.00	200.00 - 280.00	-	-
Nuwareliya	180.00 - 190.00	340.00 - 360.00	160.00 - 170.00	34.00 - 36.00	54.00 - 56.00	-	450.00 - 460.00	350.00 - 360.00	-	80.00 - 90.00
Kandy	160.00 - 180.00	350.00 - 400.00	160.00 - 200.00	22.00 - 25.00	35.00 - 40.00	700.00 - 750.00	400.00 - 450.00	280.00 - 300.00	-	70.00 - 100.00
Puttalam	100.00 - 200.00	250.00 - 500.00	100.00 - 200.00	-	-	800.00 - 900.00	500.00 - 600.00	300.00 - 300.00	25.00 - 30.00	80.00 - 120.00
Rathnapura	150.00 - 200.00	400.00 - 500.00	100.00 - 200.00	25.00 - 28.00	40.00 - 50.00	630.00 - 700.00	450.00 - 500.00	360.00 - 400.00	-	100.00 - 150.00
Hambantota	100.00 - 120.00	200.00 - 200.00	120.00 - 150.00	-	-	600.00 - 650.00	380.00 - 450.00	250.00 - 350.00	-	65.00 - 75.00
Matara	80.00 - 100.00	250.00 - 260.00	120.00 - 140.00	23.00 - 24.00	32.00 - 33.00	720.00 - 760.00	600.00 - 650.00	400.00 - 450.00	-	100.00 - 150.00
Galle	120.00 - 160.00	300.00 - 360.00	160.00 - 180.00	30.00 - 32.00	33.00 - 35.00	580.00 - 600.00	450.00 - 500.00	-	-	80.00 - 100.00
Tissamaharama	90.00 - 120.00	180.00 - 250.00	100.00 - 120.00	28.00 - 30.00	35.00 - 38.00	625.00 - 680.00	480.00 - 520.00	380.00 - 415.00	-	65.00 - 70.00
Meegoda (DEC)	110.00 - 140.00	200.00 - 280.00	150.00 - 160.00	37.00 - 46.00	43.00 - 52.00	-	520.00 - 545.00	380.00 - 420.00	-	80.00 - 100.00
Embilipitiya	60.00 - 80.00	180.00 - 250.00	100.00 - 120.00	20.00 - 25.00	25.00 - 30.00	500.00 - 600.00	400.00 - 450.00	300.00 - 350.00	50.00 - 70.00	100.00 - 120.00
Jaffna	80.00 - 120.00	220.00 - 250.00	70.00 - 80.00	-	-	700.00 - 750.00	600.00 - 650.00	450.00 - 520.00	-	70.00 - 100.00
Vavuniya	120.00 - 130.00	350.00 - 370.00	120.00 - 140.00	40.00 - 42.00	-	850.00 - 900.00	650.00 - 720.00	500.00 - 540.00	-	-
Mannar	150.00 - 160.00	290.00 - 320.00	140.00 - 160.00	25.00 - 30.00	-	540.00 - 580.00	450.00 - 480.00	320.00 - 380.00	-	100.00 - 120.00
Killinochchi	100.00 - 120.00	240.00 - 260.00	100.00 - 120.00	32.00 - 34.00	32.00 - 34.00	650.00 - 700.00	550.00 - 600.00	450.00 - 500.00	-	80.00 - 100.00
Mullaittivu	-	-	-	-	-	-	-	-	-	-
Batticaloa	-	-	-	-	-	-	-	-	-	-
Trincomalee	130.00 - 140.00	420.00 - 440.00	130.00 - 140.00	-	-	740.00 - 750.00	620.00 - 640.00	480.00 - 500.00	-	-
Veyangoda	120.00 - 150.00	240.00 - 280.00	150.00 - 180.00	40.00 - 45.00	40.00 - 47.00	680.00 - 750.00	520.00 - 580.00	400.00 - 440.00	-	90.00 - 105.00
Galenbindunuwewa	-	-	-	-	-	-	-	-	-	-
Bandarawela	160.00 - 200.00	350.00 - 400.00	160.00 - 180.00	20.00 - 25.00	43.00 - 45.00	600.00 - 620.00	500.00 - 550.00	420.00 - 450.00	-	90.00 - 120.00
Matale	130.00 - 150.00	300.00 - 350.00	150.00 - 160.00	30.00 - 32.00	40.00 - 42.00	620.00 - 650.00	400.00 - 450.00	320.00 - 360.00	-	110.00 - 130.00

**Table 08 (Contd.)**

LOCATIONS	Mango				Other Fruits							
	Vilad		Kohu		Papaw (Rs/kg)	Passion	Wood Apple	Orange	Avocado	Slime Apple	Grapes (Rs/kg)	King Coconut
Colombo	50.00 - 120.00	-	-	-	180.00 - 300.00	40.00 - 100.00	36.00 - 80.00	140.00 - 240.00	430.00 - 600.00	75.00 - 120.00	1600.00 - 2300.00	150.00 - 200.00
Gampaha	-	-	-	-	210.00 - 220.00	-	36.00 - 50.00	150.00 - 150.00	-	60.00 - 65.00	1800.00 - 1800.00	150.00 - 150.00
Kurunegala	60.00 - 60.00	-	-	-	130.00 - 200.00	-	50.00 - 60.00	175.00 - 175.00	-	130.00 - 130.00	1800.00 - 2000.00	130.00 - 150.00
Nikaweratiya	-	-	-	-	120.00 - 140.00	40.00 - 40.00	20.00 - 25.00	-	-	60.00 - 70.00	2300.00 - 2500.00	150.00 - 180.00
Dambulla	30.00 - 35.00	20.00 - 25.00	-	-	180.00 - 200.00	40.00 - 45.00	50.00 - 60.00	80.00 - 100.00	-	70.00 - 80.00	2300.00 - 2400.00	150.00 - 180.00
Anuradhapura	-	-	-	-	150.00 - 200.00	-	40.00 - 60.00	-	-	100.00 - 150.00	2000.00 - 2600.00	150.00 - 180.00
Thambuththegama	30.00 - 40.00	-	-	-	180.00 - 250.00	55.00 - 60.00	35.00 - 40.00	-	-	-	2100.00 - 2200.00	150.00 - 150.00
Polonnaruwa	-	-	-	-	150.00 - 200.00	30.00 - 40.00	40.00 - 50.00	-	-	-	2800.00 - 3000.00	150.00 - 200.00
Kaluthara	-	-	-	-	250.00 - 280.00	90.00 - 90.00	33.00 - 35.00	180.00 - 200.00	-	50.00 - 70.00	2000.00 - 2200.00	150.00 - 160.00
Badulla	50.00 - 60.00	15.00 - 20.00	-	-	200.00 - 250.00	60.00 - 100.00	50.00 - 65.00	120.00 - 120.00	-	60.00 - 80.00	1800.00 - 2000.00	200.00 - 200.00
Keppetipola	40.00 - 45.00	20.00 - 24.00	-	-	180.00 - 200.00	35.00 - 40.00	40.00 - 50.00	100.00 - 120.00	-	65.00 - 70.00	1750.00 - 1800.00	180.00 - 200.00
Moneragala	30.00 - 40.00	15.00 - 20.00	-	-	180.00 - 200.00	30.00 - 40.00	40.00 - 50.00	-	-	-	1800.00 - 2200.00	100.00 - 120.00
Kegalle	-	-	-	-	180.00 - 200.00	-	30.00 - 50.00	80.00 - 100.00	120.00 - 150.00	50.00 - 60.00	2000.00 - 2200.00	140.00 - 160.00
Ampara	-	-	-	-	180.00 - 200.00	40.00 - 40.00	-	-	-	-	2000.00 - 2100.00	150.00 - 150.00
Dehiattakandiya	30.00 - 40.00	-	-	-	150.00 - 180.00	-	30.00 - 50.00	70.00 - 80.00	-	-	2500.00 - 2800.00	120.00 - 150.00
Nuwareliya	45.00 - 50.00	22.00 - 25.00	-	-	200.00 - 220.00	35.00 - 45.00	46.00 - 54.00	100.00 - 110.00	-	75.00 - 80.00	1700.00 - 1900.00	200.00 - 210.00
Kandy	40.00 - 50.00	20.00 - 25.00	-	-	240.00 - 260.00	60.00 - 70.00	40.00 - 50.00	100.00 - 120.00	180.00 - 200.00	70.00 - 80.00	1800.00 - 2000.00	150.00 - 160.00
Puttalam	-	-	-	-	150.00 - 250.00	40.00 - 50.00	-	-	-	30.00 - 40.00	2500.00 - 3000.00	100.00 - 150.00
Hambantota	-	-	-	-	130.00 - 150.00	40.00 - 50.00	30.00 - 40.00	-	-	-	2000.00 - 2000.00	-
Rathnapura	40.00 - 60.00	12.00 - 15.00	-	-	150.00 - 200.00	-	20.00 - 25.00	-	-	40.00 - 60.00	2000.00 - 2200.00	120.00 - 150.00
Matara	-	-	-	-	150.00 - 160.00	66.00 - 70.00	40.00 - 50.00	180.00 - 200.00	-	70.00 - 80.00	1800.00 - 2000.00	140.00 - 160.00
Galle	-	-	-	-	180.00 - 240.00	70.00 - 80.00	35.00 - 45.00	-	240.00 - 300.00	100.00 - 150.00	2500.00 - 3000.00	140.00 - 150.00
Tissamaharama	20.00 - 30.00	20.00 - 30.00	-	-	180.00 - 220.00	30.00 - 35.00	30.00 - 33.00	180.00 - 200.00	-	40.00 - 42.00	2100.00 - 2500.00	130.00 - 140.00
Meegoda (DEC)	-	-	-	-	130.00 - 180.00	60.00 - 75.00	37.00 - 50.00	80.00 - 100.00	-	100.00 - 120.00	1800.00 - 2000.00	120.00 - 130.00
Embilipitiya	60.00 - 70.00	20.00 - 30.00	-	-	160.00 - 180.00	25.00 - 30.00	40.00 - 60.00	130.00 - 150.00	-	50.00 - 60.00	1750.00 - 2300.00	150.00 - 170.00
Jaffna	40.00 - 50.00	-	-	-	70.00 - 80.00	100.00 - 120.00	25.00 - 30.00	-	-	-	2000.00 - 2100.00	110.00 - 140.00
Vavuniya	-	-	-	-	120.00 - 130.00	-	20.00 - 21.00	-	-	-	2000.00 - 2150.00	150.00 - 160.00
Mannar	50.00 - 60.00	-	-	-	140.00 - 150.00	55.00 - 65.00	22.00 - 25.00	120.00 - 160.00	-	120.00 - 150.00	2600.00 - 2800.00	200.00 - 220.00
Killinochchi	40.00 - 50.00	-	-	-	100.00 - 120.00	40.00 - 50.00	20.00 - 30.00	-	-	-	2000.00 - 2100.00	180.00 - 200.00
Mullaitivu	-	-	-	-	-	-	-	-	-	-	-	-
Batticaloa	-	-	-	-	-	-	-	-	-	-	-	-
Trincomalee	64.00 - 70.00	44.00 - 45.00	-	-	100.00 - 115.00	110.00 - 115.00	40.00 - 44.00	80.00 - 84.00	124.00 - 125.00	-	2430.00 - 2450.00	190.00 - 200.00
Veyangoda	33.00 - 40.00	-	-	-	200.00 - 240.00	45.00 - 52.00	30.00 - 34.00	108.00 - 120.00	250.00 - 300.00	75.00 - 80.00	2000.00 - 2500.00	130.00 - 160.00
Galenbindunuwewa	-	-	-	-	-	-	-	-	-	-	-	-
Bandarawela	40.00 - 50.00	22.00 - 25.00	-	-	160.00 - 200.00	65.00 - 75.00	40.00 - 50.00	100.00 - 150.00	-	60.00 - 80.00	2100.00 - 2300.00	150.00 - 170.00
Matale	-	-	-	-	180.00 - 200.00	50.00 - 60.00	35.00 - 45.00	100.00 - 130.00	-	50.00 - 60.00	2200.00 - 2300.00	140.00 - 150.00

**Table 09: Selected Markets: Wholesale Price of Fresh Fish & Eggs (Rs/kg & Rs/egg)**

Week 50: 06 - 12 Dec 2024

Locations	Sea Fish					
	Salaya	Hurulla	Balaya	Kelawalla	Thora	Paraw
Colombo	250.00 – 350.00	900.00 – 1000.00	600.00 – 900.00	1300.00 – 1400.00	1900.00 – 2900.00	1200.00 – 1350.00
Kandy	350.00 – 400.00	950.00 – 1000.00	950.00 – 1100.00	1500.00 – 1600.00	2200.00 – 2300.00	1300.00 – 1400.00
Kaluthara	200.00 – 300.00	-	850.00 – 920.00	1600.00 – 1750.00	-	1500.00 – 1650.00
Puttalam	-	-	-	-	-	-
Matara	200.00 – 260.00	-	700.00 – 750.00	1400.00 – 1500.00	-	-
Hambantota	300.00 – 350.00	-	500.00 – 600.00	1200.00 – 1300.00	-	-
Galle	-	-	600.00 – 650.00	1000.00 – 1000.00	-	-
Batticaloa	-	-	-	-	-	-
Trincomalee	390.00 – 420.00	1000.00 – 1050.00	1050.00 – 1100.00	1840.00 – 1860.00	2150.00 – 2200.00	1500.00 – 1560.00
Mannar	300.00 – 320.00	650.00 – 700.00	800.00 – 850.00	-	-	1050.00 – 1100.00

Locations	Sea Fish				Eggs	
	Mora	Shrimps	Thalapath	Teppeli	Brown	White
Colombo	1100.00 – 1200.00	1950.00 – 2100.00	1800.00 – 2200.00	-	39.00 – 43.00	37.00 – 40.00
Kandy	1200.00 – 1300.00	1900.00 – 2000.00	1900.00 – 2100.00	-	38.00 – 40.00	37.00 – 38.00
Kaluthara	-	1400.00 – 1650.00	1680.00 – 1850.00	-	-	-
Puttalam	-	-	-	-	-	-
Matara	1000.00 – 1200.00	2200.00 – 2250.00	1800.00 – 1900.00	-	36.00 – 37.00	35.00 – 36.00
Hambantota	-	-	-	-	-	38.00 – 39.00
Galle	-	-	1800.00 – 1800.00	-	41.00 – 41.00	38.00 – 41.00
Batticaloa	-	-	-	-	-	-
Trincomalee	1650.00 – 1700.00	1100.00 – 1150.00	-	-	43.00 – 44.00	41.00 – 42.00
Mannar	1800.00 – 1900.00	1100.00 – 1200.00	-	-	40.00 – 41.00	38.00 – 39.00

**Table 10: Selected Markets: Wholesale Price of Dried Fish (Rs/50kg)**

Week 50: 06 - 12 Dec 2024

Locations	Local Dried Fish					
	Sprats	Kattawa	Thora	Mora	Balaya	Anguluwa
Colombo	47500 – 55000	-	-	90000 – 95000	40000 – 55000	-
Kandy	55000 – 60000	-	-	92500 – 95000	50000 – 55000	50000 – 55000
Batticaloa	-	-	-	-	-	-
Trincomalee	53500 – 54000	-	-	-	54500 – 55000	49800 – 51000
Mannar	49000 – 51000	80000 – 82500	-	85000 – 87500	50000 – 52500	37500 – 40000

Locations	Local Dried Fish			Imported Dried Fish		
	Maduwa	Koduwa	Salaya	Sprats	Kattawa	Thora
Colombo	60000 – 67500	-	25000 – 35000	32500 – 42500	55000 – 60000	-
Kandy	62500 – 65000	-	25000 – 30000	40000 – 45000	60000 – 62500	-
Batticaloa	-	-	-	-	-	-
Trincomalee	52600 – 53000	-	30900 – 31500	49000 – 49500	-	-
Mannar	57500 – 60000	-	30000 – 32500	50000 – 55000	-	-

Locations	Imported Dried Fish					
	Mora	Balaya	Anguluwa	Maduwa	Koduwa	Salaya
Colombo	-	-	70000 – 80000	-	-	-
Kandy	-	-	-	-	-	-
Batticaloa	-	-	-	-	-	-
Trincomalee	-	-	-	-	-	-
Mannar	-	-	-	-	-	-



**Table 12: Selected Markets: Retail Price of Dried Fish (Rs/kg)**

Week 50: 06 - 12 Dec 2024

LOCATIONS	Dried Fish													
	Sprats-Imported		Kattawa		Thora		Mora		Balaya		Anguluwa		Salaya	
Colombo	1000.00	1400.00	1800.00	2200.00	-	-	2100.00	2600.00	1300.00	1800.00	2000.00	2400.00	800.00	1100.00
Gampaha	1000.00	1200.00	2000.00	2000.00	3000.00	3200.00	2100.00	2200.00	1350.00	1400.00	2550.00	2600.00	1200.00	1200.00
Kurunegala	1200.00	1200.00	1700.00	1800.00	-	-	2400.00	2400.00	1200.00	1300.00	1600.00	1700.00	750.00	800.00
Nikaweratiya	1000.00	1120.00	1800.00	1800.00	-	-	2200.00	2200.00	1400.00	1700.00	1800.00	2200.00	800.00	800.00
Dambulla	1100.00	1300.00	2300.00	2400.00	-	-	2300.00	2400.00	1400.00	1500.00	2000.00	2200.00	-	-
Anuradhapura	1000.00	1200.00	1800.00	2400.00	-	-	2200.00	2400.00	1400.00	1600.00	1800.00	2400.00	850.00	1000.00
Thambuththegama	1000.00	1200.00	1700.00	1800.00	-	-	2000.00	2200.00	1200.00	1400.00	1850.00	1950.00	680.00	750.00
Polonnaruwa	1100.00	1200.00	1800.00	1800.00	-	-	2300.00	2400.00	1300.00	1400.00	2500.00	2600.00	-	-
Kaluthara	1200.00	1350.00	2200.00	2300.00	2800.00	3200.00	2200.00	2500.00	1300.00	1600.00	2400.00	2600.00	800.00	1000.00
Badulla	1000.00	1100.00	1800.00	2000.00	-	-	1800.00	1800.00	1200.00	1400.00	-	-	-	-
Keppetipola	1100.00	1200.00	2250.00	2300.00	-	-	2250.00	2300.00	1400.00	1450.00	2300.00	2350.00	960.00	1000.00
Moneragala	1000.00	1100.00	1800.00	2000.00	-	-	2000.00	2200.00	1500.00	1600.00	1900.00	2100.00	800.00	900.00
Kegalle	1000.00	1150.00	-	-	-	-	2000.00	2200.00	1200.00	1300.00	-	-	-	-
Ampara	-	-	1900.00	2000.00	-	-	1900.00	1900.00	1400.00	1700.00	1100.00	1200.00	-	-
Dehiattakandiya	1000.00	1200.00	2000.00	2400.00	-	-	2200.00	2400.00	1400.00	1800.00	1400.00	2200.00	-	-
Nuwaraeliya	1150.00	1250.00	2300.00	2350.00	-	-	2300.00	2350.00	1450.00	1500.00	2360.00	2380.00	960.00	1100.00
Kandy	1100.00	1300.00	2000.00	2100.00	-	-	2200.00	2400.00	1600.00	1700.00	1900.00	2000.00	850.00	900.00
Puttalam	1000.00	1200.00	1800.00	2000.00	-	-	2600.00	2800.00	1200.00	1600.00	1200.00	2000.00	800.00	900.00
Hambantota	1200.00	1200.00	-	-	-	-	-	-	1400.00	1500.00	2000.00	2000.00	-	-
Rathnapura	1060.00	1200.00	1800.00	2100.00	-	-	2000.00	2200.00	1120.00	1400.00	2000.00	2200.00	-	-
Matara	1150.00	1250.00	1800.00	2000.00	-	-	1850.00	2100.00	1400.00	1500.00	1800.00	2000.00	-	-
Galle	1100.00	1400.00	1800.00	2000.00	-	-	2000.00	2200.00	1200.00	1500.00	1800.00	2000.00	-	-
Tissamaharama	1000.00	1200.00	2200.00	2400.00	-	-	2200.00	2600.00	1300.00	1500.00	2000.00	2300.00	-	-
Meegoda	1000.00	1200.00	1600.00	2000.00	-	-	2000.00	2200.00	1200.00	1500.00	1600.00	2000.00	1000.00	1000.00
Embilipitiya	1000.00	1200.00	1850.00	2200.00	-	-	2150.00	2250.00	1300.00	1600.00	2000.00	2300.00	750.00	900.00
Jaffna	1000.00	1200.00	2300.00	2400.00	3100.00	3250.00	2150.00	2300.00	1280.00	1350.00	1200.00	1300.00	-	-
Vavuniya	-	-	-	-	-	-	2000.00	2150.00	1200.00	1250.00	1000.00	1200.00	650.00	700.00
Mannar	1100.00	1200.00	1800.00	2400.00	-	-	1850.00	2000.00	1200.00	1300.00	950.00	1000.00	700.00	750.00
Killinochchi	1100.00	1150.00	2400.00	2500.00	-	-	1900.00	2000.00	1300.00	1400.00	1000.00	1100.00	800.00	860.00
Mullaittivu	-	-	-	-	-	-	-	-	-	-	-	-	-	-
Batticaloa	-	-	-	-	-	-	-	-	-	-	-	-	-	-
Trincomalee	1150.00	1170.00	2340.00	2360.00	-	-	-	-	1260.00	1300.00	1200.00	1240.00	750.00	760.00
Veyangoda	1000.00	1000.00	1800.00	1800.00	-	-	2000.00	2300.00	1200.00	1520.00	1600.00	1800.00	-	-
Galenbindunuwewa	-	-	-	-	-	-	-	-	-	-	-	-	-	-
Bandarawela	1100.00	1200.00	2100.00	2300.00	-	-	2200.00	2300.00	1400.00	1500.00	1900.00	2000.00	900.00	1000.00
Matale	1000.00	1200.00	2200.00	2300.00	-	-	2300.00	2400.00	1600.00	1700.00	2300.00	2400.00	700.00	800.00

**Table 13: Selected Markets: Retail Price of Meat (Rs/kg)**

Week 50: 06 - 12 Dec 2024

LOCATIONS	Meat		Meat (Chicken)		Meat					
	Beef		Broiler	Curry	Mutton	Pork				
Colombo	2400.00	- 2600.00	1150.00	- 1290.00	1150.00	- 1290.00	3300.00	- 3600.00	1200.00	- 1300.00
Gampaha	-		1100.00	- 1200.00	1600.00	- 1600.00	-		-	
Kurunegala	2800.00	- 2800.00	1150.00	- 1200.00	1500.00	- 1500.00	-		1300.00	- 1300.00
Nikaweratiya	2200.00	- 2200.00	1160.00	- 1200.00	-		-		-	
Dambulla	-		1150.00	- 1200.00	-		-		-	
Anuradhapura	2300.00	- 2400.00	1050.00	- 1220.00	1300.00	- 1400.00	3500.00	- 3600.00	1300.00	- 1400.00
Thambuththegama	-		980.00	- 1050.00	1200.00	- 1300.00	-		1300.00	- 1500.00
Polonnaruwa	2100.00	- 2200.00	1150.00	- 1220.00	1350.00	- 1400.00	3000.00	- 3100.00	-	
Kaluthara	2750.00	- 2750.00	1150.00	- 1240.00	1300.00	- 1400.00	3800.00	- 3800.00	1450.00	- 1600.00
Badulla	2200.00	- 2200.00	1150.00	- 1300.00	1450.00	- 1500.00	3100.00	- 3100.00	-	
Keppetipola	2100.00	- 2200.00	1100.00	- 1200.00	1250.00	- 1280.00	3200.00	- 3300.00	-	
Moneragala	2300.00	- 2300.00	1150.00	- 1300.00	1650.00	- 1700.00	-		1400.00	- 1600.00
Kegalle	2300.00	- 2300.00	1080.00	- 1220.00	-		3100.00	- 3100.00	-	
Ampara	2000.00	- 2150.00	980.00	- 1050.00	-		-		1600.00	- 1600.00
Dehiattakandiya	-		1140.00	- 1250.00	-		-		1290.00	- 1500.00
Nuwaraeliya	2350.00	- 2400.00	1180.00	- 1250.00	1280.00	- 1300.00	3300.00	- 3400.00	-	
Kandy	2300.00	- 2300.00	1100.00	- 1120.00	1275.00	- 1300.00	3200.00	- 3200.00	1300.00	- 1400.00
Puttalam	2200.00	- 2200.00	1100.00	- 1100.00	1500.00	- 1500.00	3600.00	- 3600.00	-	
Hambantota	-		1200.00	- 1250.00	-		-		-	
Rathnapura	2400.00	- 2400.00	1200.00	- 1250.00	1280.00	- 1360.00	3200.00	- 3200.00	-	
Matara	-		1170.00	- 1190.00	-		-		-	
Galle	2300.00	- 2400.00	1100.00	- 1200.00	-		3500.00	- 3500.00	-	
Tissamaharama	-		1150.00	- 1300.00	-		-		-	
Meegoda	-		1230.00	- 1280.00	1350.00	- 1350.00	3500.00	- 3500.00	1150.00	- 1150.00
Embilipitiya	2150.00	- 2200.00	1080.00	- 1100.00	1150.00	- 1250.00	2900.00	- 3000.00	1400.00	- 1500.00
Jaffna	2000.00	- 2200.00	1100.00	- 1150.00	1300.00	- 1350.00	3500.00	- 3600.00	-	
Vavuniya	2000.00	- 2150.00	1200.00	- 1300.00	1600.00	- 1700.00	3150.00	- 3250.00	-	
Mannar	2200.00	- 2400.00	1280.00	- 1350.00	1650.00	- 1750.00	-		-	
Killinochchi	2000.00	- 2050.00	1200.00	- 1250.00	1400.00	- 1500.00	3200.00	- 3300.00	-	
Mullaittivu	-		-		-		-		-	
Batticaloa	-		-		-		-		-	
Trincomalee	2270.00	- 2300.00	1250.00	- 1280.00	1850.00	- 1880.00	3500.00	- 3600.00	-	
Veyangoda	2350.00	- 2400.00	1000.00	- 1180.00	-		-		-	
Galenbindunuwewa	-		-		-		-		-	
Bandarawela	2300.00	- 2400.00	1150.00	- 1200.00	-		3300.00	- 3400.00	-	
Matale	2000.00	- 2100.00	1150.00	- 1200.00	1300.00	- 1400.00	2900.00	- 3000.00	1400.00	- 1600.00



**Table 14: Colombo: Wholesale Prices (Rs/kg or Rs/piece)**

**Week 50: 06 - 12 Dec 2024**

COMMODITY	Range	Average Price			Change Compared to		COMMODITY	Range	Average Price			Change Compared to	
		This Week	Last Week	Last Year	Last Week (%)	Last Year (%)			This Week	Last Week	Last Year	Last Week (%)	Last Year (%)
<b><u>Rice</u></b>							<b><u>Coconut</u></b>						
<b>Local</b>							Large	160.00 - 170.00	166.67	165.56	95.00	0.67	75.44
Samba 1	235.00 - 255.00	244.38	234.38	231.44	4.27	5.59	Small	130.00 - 140.00	136.25	135.56	85.38	0.51	59.59
Samba 2	230.00 - 247.00	238.75	225.83	225.00	5.72	6.11							
Keeri Samba	250.00 - 275.00	260.00	257.00	315.83	1.17	-17.68	<b><u>Fruits (Rs/fruit)</u></b>						
Nadu 1	225.00 - 255.00	242.14	240.00	212.22	0.89	14.10	<b>Plantain</b>						
Nadu 2	220.00 - 247.00	233.50	232.20	205.22	0.56	13.78	Ambul (Rs/kg)	50.00 - 100.00	67.50	69.09	106.92	-2.30	-36.87
Raw (Red)	215.00 - 250.00	237.50	233.00	183.00	1.93	29.78	Kolikuttu (Rs/kg)	170.00 - 200.00	186.67	158.18	333.33	18.01	-44.00
Raw (White)	215.00 - 250.00	233.00	234.67	203.00	-0.71	14.78	Seeni (Rs/kg)	100.00 - 130.00	115.83	109.09	130.77	6.18	-11.42
<b>Imported</b>							Anamalu	22.00 - 28.00	25.25	26.91	25.69	-6.17	-1.72
Samba	.		277.50				Ambun	30.00 - 45.00	37.25	39.09	30.00	-4.71	24.17
Nadu	.						Papaw(Rs/kg)	100.00 - 200.00	160.83	127.50	90.00	26.14	78.70
Raw (Red)	.						Passion Fruit	28.00 - 50.00	37.83	48.18	29.64	-21.48	27.66
Raw (White)	.						Pineapple Large	420.00 - 520.00	457.27	462.22	505.56	-1.07	-9.55
<b><u>Dried Chillies</u></b>							Pineapple Medium	320.00 - 380.00	344.00	352.22	405.56	-2.33	-15.18
Imported	650.00 - 700.00	671.67	675.00	1014.29	-0.49	-33.78	Pineapple Small	260.00 - 300.00	275.00	281.11	305.56	-2.17	-10.00
<b><u>Onion</u></b>							<b>Mango</b>						
Sinnan	220.00 - 280.00	255.00	236.67		7.75		Betti	.			21.00		
Vedalan	.						Karthakolomban	80.00 - 135.00	106.25	102.27	28.73	3.89	269.86
Imported	330.00 - 400.00	358.33	341.67	405.71	4.88	-11.68	Vilad	40.00 - 65.00	56.50	60.64	25.57	-6.82	120.95
<b><u>Big Onion</u></b>							Kohu	.					
Imported	190.00 - 280.00	232.50	241.25	286.25	-3.63	-18.78	<b><u>Other</u></b>						
<b>Local</b>							Wood Apple	20.00 - 35.00	26.42	24.50	29.00	7.82	-8.91
<b><u>Potato</u></b>							Orange	90.00 - 160.00	124.17	133.18	174.00	-6.77	-28.64
Welimada	230.00 - 320.00	272.50	305.00		-10.66		Avocado	320.00 - 600.00	439.09	434.44	230.00	1.07	90.91
N'Eliya	250.00 - 350.00	297.50	327.50	322.50	-9.16	-7.75	Slime Apple	35.00 - 70.00	53.18	59.09	88.00	-10.00	-39.57
Imported	190.00 - 250.00	222.14	222.50	207.00	-0.16	7.32	Grapes (Imp., Rs/kg)	1170.00 - 1460.00	1334.29	1317.50	1400.00	1.27	-4.69
<b><u>Pulses</u></b>							King Coconut	140.00 - 160.00	147.00	141.11	90.00	4.17	63.33
Green Gram	450.00 - 600.00	525.00	529.29	836.25	-0.81	-37.22	<b><u>Sea Fish</u></b>						
Cowpea (White)	500.00 - 650.00	558.33	575.00	1018.75	-2.90	-45.19	Salaya	250.00 - 350.00	296.67	353.00	259.00	-15.96	14.54
Cowpea (Red)	500.00 - 620.00	553.33	570.00	1065.00	-2.92	-48.04	Hurulla	900.00 - 1000.00	951.67	953.33	590.91	-0.17	61.05
Red Dhal	270.00 - 275.00	272.14	271.67	300.00	0.18	-9.29	Balaya	600.00 - 900.00	751.67	970.00	802.00	-22.51	-6.28
<b><u>Vegetable</u></b>							Kelawalla	1300.00 - 1400.00	1353.33	1423.00	991.00	-4.90	36.56
Beans (Butter)	.						Thora	1900.00 - 2900.00	2307.69	2230.00	2165.00	3.48	6.59
Beans(Green)	500.00 - 700.00	636.36	630.00	425.00	1.01	49.73	Paraw	1200.00 - 1350.00	1274.17	1298.00	1180.00	-1.84	7.98
Carrot	120.00 - 180.00	150.00	120.00	284.00	25.00	-47.18	Mora	1100.00 - 1200.00	1137.50	1150.00	1070.00	-1.09	6.31
Leeks	200.00 - 300.00	246.00	141.00	219.00	74.47	12.33	Shrimps	1950.00 - 2100.00	2029.17	1738.00	1600.00	16.75	26.82
Beetroot	200.00 - 300.00	251.67	247.50	391.82	1.68	-35.77	Thalapath	1800.00 - 2200.00	1920.83	1870.00	1770.00	2.72	8.52
Knolkhol	200.00 - 280.00	233.64	236.00	264.00	-1.00	-11.50	<b><u>Eggs</u></b>						
Raddish	120.00 - 180.00	152.00	129.00	200.00	17.83	-24.00	Brown	39.00 - 43.00	40.94	41.88	54.00	-2.24	-24.19
Cabbage	80.00 - 200.00	140.00	90.00	339.00	55.56	-58.70	White	37.00 - 40.00	38.38	39.14	52.00	-1.96	-26.20
Tomato	180.00 - 250.00	212.00	287.00	495.00	-26.13	-57.17	<b><u>Dried Fish</u></b>						
Ladies Fingers	160.00 - 220.00	194.00	188.00	146.36	3.19	32.55	Sprats	950.00 - 1100.00	1025.00	1093.00	1323.00	-6.22	-22.52
Brinjal	240.00 - 350.00	302.00	290.00	378.00	4.14	-20.11	Sprats (Imported)	650.00 - 850.00	716.67	700.00	944.17	2.38	-24.10
Capsicum	500.00 - 800.00	650.00	553.00	500.00	17.54	30.00	Kattawa	.					
Pumpkin	80.00 - 150.00	117.00	124.00	137.00	-5.65	-14.60	Kattawa (Imported)	1100.00 - 1200.00	1154.17	1162.22	1310.00	-0.69	-11.90
Cucumber	140.00 - 180.00	161.00	138.00	110.00	16.67	46.36	Thora	.					
Bitter Gourd	600.00 - 700.00	650.00	525.00	408.00	23.81	59.31	Thora (Imported)	.					
Snake Gourd	250.00 - 320.00	280.00	250.00	192.00	12.00	45.83	Mora	1800.00 - 1900.00	1847.50	1830.00	1727.00	0.96	6.98
Drumstick	.						Mora (Imported)	.					
Luffa	320.00 - 400.00	358.00	300.00	266.00	19.33	34.59	Balaya	800.00 - 1100.00	948.33	950.00	867.00	-0.18	9.38
Long Beans	300.00 - 350.00	334.00	326.00	228.00	2.45	46.49	Balaya (Imported)	.					
Ash Plantain	120.00 - 180.00	144.00	120.00	257.00	20.00	-43.97	Anguluwa	.					
Green Chillies	500.00 - 600.00	550.00	290.00	1005.00	89.66	-45.27	Anguluwa (Imported)	1400.00 - 1600.00	1500.00	1477.78	1475.00	1.50	1.69
Lime	300.00 - 400.00	350.00	550.00	400.00	-36.36	-12.50	Maduwa	1200.00 - 1350.00	1277.50	1253.75	1344.00	1.89	-4.95
<b><u>Root Crops</u></b>							Maduwa (Imported)	.					
Sweet Potato	100.00 - 130.00	116.00	108.00	102.00	7.41	13.73	Koduwa	.					
Manioc	80.00 - 120.00	100.00	100.00	103.00	0.00	-2.91	Koduwa (Imported)	.					
<b><u>Leafy Vegetable</u></b>							Salaya	500.00 - 700.00	604.17	526.00	380.83	14.86	58.64
Mukunuwenna	40.00 - 50.00	44.38	41.88	55.00	5.97	-19.32	Salaya (Imported)	.					
Kankun	40.00 - 50.00	44.38	41.88	55.00	5.97	-19.32							
Gotukola (Rs/kg)	330.00 - 340.00	338.50	338.75	245.00	-0.07	38.16							

**This Week:**  
**Last Week:**

Week 50: 06 - 12 Dec 2024  
Week 49: 29 Nov - 05 Dec 2024

**Table 15: Colombo &Suburbs: Retail Prices (Rs/kg or Rs/piece)**

**Week 50: 06 - 12 Dec 2024**

COMMODITY	Range	Average Price			Change Compared to		COMMODITY	Range	Average Price			Change Compared to	
		This Week	Last Week	Last Year	Last Week	Last Year (%)			This Week	Last Week	Last Year	Last Week	Last Year (%)
<b><u>Rice</u></b>													
<b>Local</b>													
Samba 1	240.00 - 270.00	257.17	252.92	247.92	4.25	3.73	<b><u>Coconut</u></b>						
Samba 2	-	-	-	240.91	-	-	Large	170.00 - 200.00	183.40	180.00	115.83	3.40	58.33
Keeri Samba	260.00 - 280.00	270.68	266.14	-	4.55	-	Small	150.00 - 165.00	156.88	153.93	92.24	2.95	70.07
Nadu 1	240.00 - 260.00	252.50	245.94	226.25	6.56	11.60	<b><u>Fruits (Rs/fruit)</u></b>						
Nadu 2	230.00 - 240.00	236.67	233.33	220.00	3.33	7.58	<b>Plantain</b>						
Raw (Red)	220.00 - 260.00	247.07	238.06	204.44	9.00	20.85	Ambul (Rs/kg)	100.00 - 200.00	143.95	158.29	204.23	-14.34	-29.51
Raw (White)	220.00 - 260.00	246.83	238.03	215.18	8.80	14.71	Kolikuttu (Rs/kg)	250.00 - 350.00	295.50	294.59	525.60	0.91	-43.78
<b>Imported</b>													
Samba	280.00 - 320.00	305.00	305.67	-	-0.67	-	Seeni (Rs/kg)	150.00 - 250.00	187.50	186.76	209.31	0.74	-10.42
Nadu	-	-	-	-	-	-	Anamalu	35.00 - 50.00	41.86	42.03	36.52	-0.17	14.63
Raw (Red)	-	-	-	-	-	-	Ambun	50.00 - 70.00	59.74	60.48	48.59	-0.74	22.94
Raw (White)	-	-	-	-	-	-	Papaw(Rs/kg)	180.00 - 300.00	241.82	236.36	199.23	5.45	21.38
<b><u>Dried Chillies</u></b>													
Imported	750.00 - 1100.00	933.78	937.05	1285.71	-3.26	-27.37	Passion Fruit	40.00 - 100.00	66.84	91.36	55.87	-24.52	19.64
<b><u>Onion</u></b>													
Sinnan	-	-	-	-	-	-	Pineapple Large	500.00 - 700.00	576.67	594.58	602.40	-17.92	-4.27
Vedalan	-	-	-	-	-	-	Pineapple Medium	380.00 - 550.00	446.30	463.33	544.00	-17.04	-17.96
Imported	400.00 - 560.00	480.00	472.62	581.54	7.38	-17.46	Pineapple Small	300.00 - 440.00	351.11	370.00	480.95	-18.89	-27.00
<b><u>Big Onion</u></b>													
Imported	280.00 - 400.00	330.51	386.22	384.29	-55.71	-13.99	<b>Mango</b>						
<b>Local</b>													
<b><u>Potato</u></b>													
Welimada	320.00 - 360.00	346.67	393.33	-	-46.67	-	Betti	-	-	-	-	-	-
N'Eliya	380.00 - 480.00	423.70	428.40	407.78	-4.70	3.91	Karthakolomban	120.00 - 200.00	150.00	144.67	96.56	5.33	55.34
Imported	240.00 - 320.00	273.25	275.71	231.20	-2.46	18.19	Vilad	50.00 - 120.00	92.86	74.55	-	-	18.31
<b><u>Pulses</u></b>													
Green Gram	750.00 - 1000.00	859.71	863.85	1135.77	-4.14	-24.31	Kohu	-	-	-	-	-	-
Cowpea (White)	750.00 - 1000.00	874.41	886.13	1223.21	-11.72	-28.51	<b><u>Other</u></b>						
Cowpea (Red)	750.00 - 1000.00	881.21	887.24	1229.31	-6.03	-28.32	Wood Apple	36.00 - 80.00	55.96	54.83	61.17	1.13	-8.51
Red Dhal	280.00 - 340.00	307.56	305.79	341.92	1.77	-10.05	Orange	140.00 - 240.00	189.17	217.14	221.54	-27.98	-14.61
<b><u>Vegetable</u></b>													
Beans (Butter)	-	-	-	-	-	-	Avocado	430.00 - 600.00	542.00	628.00	156.36	-86.00	246.63
Beans(Green)	680.00 - 900.00	779.03	719.66	662.76	59.38	17.54	Slime Apple	75.00 - 120.00	106.88	134.29	106.82	-27.41	0.05
Carrot	180.00 - 350.00	268.28	263.67	456.67	4.61	-41.25	Grapes (Imp., Rs/kg)	1600.00 - 2300.00	1983.33	1981.82	2066.67	1.52	-4.03
Leeks	260.00 - 480.00	393.33	265.93	375.52	127.41	4.74	King Coconut	150.00 - 200.00	182.76	181.60	133.70	1.16	36.69
Beetroot	280.00 - 460.00	382.50	369.67	608.46	12.83	-37.14	<b>Sea Fish</b>						
Knolkhol	280.00 - 480.00	371.50	406.96	427.78	-35.46	-13.16	Salaya	300.00 - 560.00	429.44	504.21	452.62	-74.77	-5.12
Raddish	150.00 - 380.00	299.64	264.81	362.50	34.83	-17.34	Hurulla	1000.00 - 1300.00	1156.25	1030.00	707.27	126.25	63.48
Cabbage	110.00 - 340.00	270.37	268.52	483.46	1.85	-44.08	Balaya	800.00 - 1200.00	984.67	1113.64	1233.33	-128.97	-20.16
Tomato	240.00 - 400.00	331.43	374.83	685.52	-43.40	-51.65	Kelawalla	1450.00 - 2800.00	2123.68	2186.67	1968.42	-62.98	7.89
Ladies Fingers	180.00 - 400.00	318.62	300.33	344.64	18.29	-7.55	Thora	2600.00 - 3400.00	3028.95	3028.13	2922.73	0.82	3.63
Brinjal	250.00 - 500.00	398.71	408.67	531.43	-9.96	-24.97	Paraw	1400.00 - 2600.00	1861.76	1955.88	2126.32	-94.12	-12.44
Capsicum	750.00 - 1000.00	897.83	769.23	789.33	128.60	13.74	Mora	-	-	-	-	-	-
Pumpkin	150.00 - 280.00	217.59	218.97	236.90	-1.38	-8.15	Shrimps	2000.00 - 2400.00	2113.89	1973.53	2015.00	140.36	4.91
Cucumber	160.00 - 320.00	270.71	266.07	225.00	4.64	20.32	Thalalpath	2000.00 - 3200.00	2700.00	2757.89	2772.73	-57.89	-2.62
Bitter Gourd	650.00 - 1000.00	837.60	649.09	670.00	188.51	25.01	<b><u>Eggs</u></b>						
Snake Gourd	300.00 - 520.00	427.04	412.69	398.28	14.34	7.22	Brown	40.00 - 46.00	44.11	45.50	56.00	-1.39	-21.23
Drumstick	600.00 - 1000.00	840.00	881.82	-	-41.82	-	White	38.00 - 45.00	43.00	44.50	54.00	-1.50	-20.37
Luffa	350.00 - 600.00	466.15	426.82	471.48	39.34	-1.13	<b><u>Dried Fish</u></b>						
Long Beans	300.00 - 500.00	445.42	443.75	448.08	1.67	-0.59	Sprats	1500.00 - 2000.00	1757.89	1776.32	1985.71	-18.42	-11.47
Ash Plantain	150.00 - 320.00	249.57	243.57	408.67	5.99	-38.93	Sprats (Imported)	1000.00 - 1400.00	1305.00	1288.10	1229.63	16.90	6.13
Green Chillies	700.00 - 1000.00	924.07	688.57	1325.00	235.50	-30.26	Kattawa	1800.00 - 2200.00	1983.33	1856.25	2171.43	127.08	-8.66
Lime	430.00 - 900.00	678.89	832.14	1112.41	-153.25	-38.97	Thora	-	-	-	-	-	-
<b><u>Root Crops</u></b>													
Sweet Potato	150.00 - 320.00	235.93	226.54	243.21	9.39	-3.00	Mora	2100.00 - 2600.00	2372.22	2335.00	2344.44	37.22	1.18
Manioc	140.00 - 240.00	206.67	207.08	217.14	-0.42	-4.82	Balaya	1300.00 - 1800.00	1644.44	1687.50	1659.26	-43.06	-0.89
<b><u>Leafy Vegetable</u></b>													
Mukunuwenna	60.00 - 100.00	82.35	74.44	74.48	7.91	10.57	Anguluwa	2000.00 - 2400.00	2160.00	2135.00	2413.33	25.00	-10.50
Kankun	60.00 - 100.00	82.35	74.44	74.48	7.91	10.57	Maduwa	1400.00 - 1800.00	1484.62	1481.25	-	-	3.37
Gotukola	150.00 - 180.00	176.25	168.75	99.66	7.50	76.86	Koduwa	-	-	-	-	-	-
							Salaya	800.00 - 1100.00	1010.53	1005.56	962.50	4.97	4.99
							<b><u>Meat</u></b>						
							Beef (without Bones)	2400.00 - 2600.00	2514.29	2511.11	2350.00	3.17	6.99
							Chicken (Broiler)	1150.00 - 1290.00	1220.83	1181.54	1283.64	39.29	-4.89
							Chicken (Curry)	1150.00 - 1290.00	1220.83	1200.00	1190.00	20.83	2.59
							Mutton	3300.00 - 3600.00	3500.00	3490.00	3288.89	10.00	6.42
							Pork	1200.00 - 1300.00	1216.67	1260.00	1450.00	-43.33	-16.09

**This Week:** Week 50: 06 - 12 Dec 2024  
**Last Week:** Week 49: 29 Nov - 05 Dec 2024

**Table 16: Farmgate/Producer Prices of Food Commodities in Selected Producing Areas (Rs/kg)**

Week 50: 06 - 12 Dec 2024

COMMODITY	Range	Average Price	COMMODITY	Range	Average Price	COMMODITY	Range	Average Price
<b><u>Paddy</u></b>			<b><u>Vegetable (Up Country)</u></b>			<b>Snake Gourd</b>		
<b>Short Grain</b>			<b>Beans</b>			Dambulla	250.00 - 260.00	252.50
A'pura	132.00 - 135.00	133.20	Dambulla	480.00 - 520.00	497.50	Hambantota	-	
P'naruwa	131.00 - 133.00	132.20	Welimada	450.00 - 480.00	460.00	Embilipitiya	200.00 - 230.00	215.00
Kalawewa	130.00 - 135.00	132.80	Badulla	-		Matara	-	
Kurunegala	130.00 - 136.00	133.50	<b>Carrot</b>			A'pura	240.00 - 260.00	248.00
Dehiattakandiya	-		N'Eliya	130.00 - 140.00	136.00	<b>Luffa</b>		
Nikaweratiya	136.00 - 137.00	136.40	Welimada	70.00 - 80.00	76.00	Dambulla	250.00 - 270.00	260.00
Ampara	130.00 - 135.00	132.50	Hanguranketha	80.00 - 120.00	96.00	Hambantota	-	
<b>Long Grain (White)</b>			<b>Leeks</b>			Embilipitiya	300.00 - 320.00	310.00
A'pura	135.00 - 139.00	136.60	N'Eliya	200.00 - 210.00	206.00	Matara	-	
P'naruwa	135.00 - 137.00	136.20	Welimada	160.00 - 180.00	172.00	A'pura	320.00 - 340.00	328.00
Kalawewa	135.00 - 139.00	137.20	<b>Beetroot</b>			<b>Green Chillies</b>		
Kurunegala	134.00 - 135.00	134.75	N'Eliya	230.00 - 240.00	236.00	Dambulla	500.00 - 580.00	534.00
Dehiattakandiya	128.00 - 130.00	129.00	Dambulla	167.50 - 172.50	169.17	Hambantota	-	
Embilipitiya	-		Kurunegala	-		Embilipitiya	700.00 - 720.00	707.50
Nikaweratiya	135.00 - 136.00	135.20	Welimada	220.00 - 240.00	230.00	Puttalam	-	
Hambantota	-		Hanguranketha	-		A'pura	600.00 - 650.00	620.00
Ampara	135.00 - 135.00	135.00	<b>Knol Khol</b>			<b>Pumpkin</b>		
<b>Long Grain (Red)</b>			N'Eliya	230.00 - 240.00	236.00	Dambulla	67.00 - 82.00	76.60
Matara	138.00 - 145.00	140.75	Welimada	220.00 - 230.00	226.00	Hambantota	100.00 - 110.00	105.00
Hambantota	145.00 - 152.00	149.00	Hanguranketha	-		Embilipitiya	120.00 - 130.00	123.75
Embilipitiya	148.00 - 150.00	149.00	<b>Raddish</b>			Matara	100.00 - 110.00	105.00
<b>Keeri Samba</b>			N'Eliya	70.00 - 80.00	76.00	A'pura	90.00 - 100.00	94.00
A'pura	135.00 - 137.00	135.80	Welimada	50.00 - 65.00	58.00	Moneragala	-	
P'naruwa	143.00 - 145.00	143.80	Hambantota	-		<b>Cucumber</b>		
Kalawewa	130.00 - 135.00	133.20	Hanguranketha	40.00 - 50.00	45.00	A'pura	100.00 - 110.00	104.00
Kurunegala	135.00 - 138.00	136.50	<b>Cabbage</b>			Dambulla	120.00 - 130.00	124.00
Dehiattakandiya	130.00 - 135.00	133.33	N'Eliya	130.00 - 140.00	136.00	Hambantota	-	
<b>Red Onion</b>			Welimada	65.00 - 80.00	71.00	Matara	100.00 - 110.00	103.33
Puttalam	-		Badulla	-		<b>Long Beans</b>		
Jaffna	310.00 - 320.00	316.00	Hanguranketha	70.00 - 90.00	78.00	Dambulla	250.00 - 280.00	264.00
<b>Big Onion</b>			<b>Tomato</b>			Hambantota	220.00 - 230.00	225.00
Dambulla	-		Welimada	110.00 - 130.00	120.00	Embilipitiya	250.00 - 280.00	265.00
Kalawewa	-		Hambantota	-		Matara	200.00 - 230.00	215.00
A'pura	-		Dambulla	172.50 - 190.00	185.00	A'pura	320.00 - 340.00	328.00
<b>Potato</b>			Hanguranketha	120.00 - 160.00	138.00	<b>Ash Plantain</b>		
N'Eliya	270.00 - 290.00	278.00	<b><u>Vegetable (Low Country)</u></b>			Hambantota	-	
Badulla	240.00 - 250.00	243.33	<b>Ladies Fingers</b>			Embilipitiya	80.00 - 100.00	90.00
Welimada	230.00 - 245.00	237.00	A'pura	140.00 - 160.00	148.00	Matara	100.00 - 120.00	110.00
<b><u>Pulses</u></b>			Dambulla	110.00 - 125.00	118.00	<b>Lime</b>		
<b>Green Gram</b>			Hambantota	120.00 - 130.00	125.00	Hambantota	-	
Hambantota	-		Embilipitiya	120.00 - 130.00	126.25	Embilipitiya	250.00 - 270.00	257.50
Moneragala	420.00 - 430.00	424.00	Matara	120.00 - 130.00	125.00	Moneragala	300.00 - 320.00	308.00
Embilipitiya	430.00 - 440.00	435.00	<b>Brinjal</b>			<b><u>Fruits (Rs/kg)</u></b>		
Nikaweratiya	350.00 - 400.00	366.67	A'pura	220.00 - 240.00	228.00	<b>Banana</b>		
A'pura	410.00 - 430.00	418.00	Dambulla	172.50 - 190.00	183.50	<b>Ambul</b>		
<b>Cowpea</b>			Hambantota	-		Moneragala	40.00 - 50.00	44.00
Hambantota	-		Embilipitiya	140.00 - 160.00	150.00	Embilipitiya	20.00 - 30.00	25.00
Nikaweratiya	500.00 - 550.00	516.67	Matara	190.00 - 220.00	205.00	Hambantota	60.00 - 60.00	60.00
Moneragala	450.00 - 480.00	462.00	Welimada	140.00 - 150.00	146.00	<b>Kolikuttu</b>		
Embilipitiya	500.00 - 520.00	510.00	<b>Capsicum</b>			Moneragala	130.00 - 150.00	138.00
<b>Maize</b>			Badulla	550.00 - 580.00	565.00	Embilipitiya	120.00 - 140.00	128.00
A'pura	-		Welimada	600.00 - 650.00	626.00	Hambantota	130.00 - 140.00	135.00
Kalawewa	-		<b>Bitter Gourd</b>			<b>Papaw</b>		
<b>Gingelly</b>			A'pura	540.00 - 560.00	548.00	Moneragala	80.00 - 90.00	84.00
A'pura	-		Dambulla	550.00 - 580.00	563.33	Embilipitiya	110.00 - 120.00	116.25
Kalawewa	-		Hambantota	520.00 - 550.00	535.00	Hambantota	90.00 - 100.00	95.00
<b>Black Gram</b>			Embilipitiya	550.00 - 560.00	555.00	<b>Pineapple</b>		
A'pura	-		Matara	400.00 - 450.00	425.00	Divulapitiya	-	
Kalawewa	-							

**Annex 01 - Colombo Markets: Retail Prices of Rice and Subsidiary Food Crops (Rs/kg)**

**Week 50: 06 - 12 Dec 2024**

27

<b>CROP</b>	<b>PELIYAGODA</b>	<b>MAHARAGAMA</b>	<b>KIRULAPONE</b>	<b>NUGEGODA</b>	<b>NARAHENPITA</b>	<b>DEMATAGODA</b>	<b>THOTALANGA</b>	<b>KADAWATHA</b>	<b>KIRIBATHGODA</b>
<b><u>Rice</u></b>									
<b>Local</b>									
Samba 1	240.00 - 260.00	255.00 - 270.00	250.00 - 260.00	260.00 - 265.00	250.00 - 260.00	240.00 - 255.00	260.00 - 270.00	250.00 - 260.00	240.00 - 270.00
Samba 2	-	-	-	-	-	-	-	-	-
Keeri Samba	260.00 - 280.00	270.00 - 280.00	260.00 - 280.00	260.00 - 280.00	260.00 - 280.00	260.00 - 280.00	260.00 - 280.00	260.00 - 265.00	260.00 - 280.00
Nadu 1	260.00 - 260.00	245.00 - 260.00	240.00 - 260.00	245.00 - 260.00	240.00 - 260.00	240.00 - 250.00	250.00 - 260.00	250.00 - 260.00	250.00 - 260.00
Nadu 2	230.00 - 240.00	-	-	-	-	-	-	240.00 - 240.00	-
Raw (Red)	220.00 - 250.00	260.00 - 260.00	240.00 - 260.00	260.00 - 260.00	230.00 - 245.00	220.00 - 250.00	245.00 - 250.00	230.00 - 245.00	230.00 - 260.00
Raw (White)	220.00 - 250.00	250.00 - 260.00	240.00 - 260.00	260.00 - 260.00	230.00 - 245.00	220.00 - 250.00	245.00 - 250.00	240.00 - 245.00	240.00 - 250.00
<b>Imported</b>									
Samba	280.00 - 290.00	310.00 - 320.00	300.00 - 320.00	310.00 - 320.00	280.00 - 300.00	-	300.00 - 300.00	300.00 - 320.00	300.00 - 310.00
Nadu	-	-	-	-	-	-	-	-	-
Raw (Red)	-	-	-	-	-	-	-	-	-
Raw (White)	-	-	-	-	-	-	-	-	-
<b><u>Dried Chillies</u></b>									
Imported	750.00 - 800.00	1000.00 - 1100.00	850.00 - 1100.00	1000.00 - 1100.00	900.00 - 1000.00	800.00 - 900.00	800.00 - 1000.00	800.00 - 950.00	900.00 - 1000.00
<b><u>Red Onion</u></b>									
Sinnan	-	-	-	-	-	-	-	-	-
Vedalan	-	-	-	-	-	-	-	-	-
Imported	400.00 - 480.00	480.00 - 560.00	420.00 - 480.00	480.00 - 560.00	400.00 - 480.00	500.00 - 520.00	400.00 - 450.00	400.00 - 480.00	480.00 - 560.00
<b><u>Big Onion</u></b>									
Imported	280.00 - 320.00	320.00 - 400.00	290.00 - 360.00	320.00 - 400.00	300.00 - 400.00	280.00 - 340.00	300.00 - 400.00	300.00 - 340.00	280.00 - 360.00
Local	-	-	-	-	-	-	-	-	-
<b><u>Potato</u></b>									
Welimada	360.00 - 360.00	-	-	-	-	-	-	320.00 - 320.00	-
N'Eliya	400.00 - 450.00	440.00 - 480.00	400.00 - 440.00	440.00 - 480.00	400.00 - 410.00	400.00 - 400.00	400.00 - 450.00	380.00 - 400.00	380.00 - 450.00
Imported	260.00 - 270.00	260.00 - 320.00	240.00 - 320.00	260.00 - 320.00	260.00 - 300.00	240.00 - 320.00	240.00 - 320.00	240.00 - 280.00	240.00 - 300.00
<b><u>Pulses</u></b>									
Green Gram	750.00 - 900.00	800.00 - 1000.00	800.00 - 1000.00	800.00 - 1000.00	750.00 - 900.00	-	800.00 - 1000.00	820.00 - 900.00	900.00 - 1000.00
Cowpea (White)	750.00 - 1000.00	800.00 - 1000.00	800.00 - 950.00	800.00 - 1000.00	750.00 - 1000.00	800.00 - 1000.00	800.00 - 900.00	900.00 - 1000.00	1000.00 - 1000.00
Cowpea (Red)	750.00 - 1000.00	800.00 - 1000.00	800.00 - 950.00	850.00 - 1000.00	750.00 - 1000.00	800.00 - 1000.00	800.00 - 900.00	900.00 - 1000.00	1000.00 - 1000.00
Red Dhal	290.00 - 300.00	300.00 - 340.00	280.00 - 320.00	300.00 - 340.00	295.00 - 320.00	280.00 - 300.00	290.00 - 320.00	290.00 - 320.00	320.00 - 340.00

**Annex 02 - Colombo Markets: Retail Prices of Vegetables (Rs/kg) and Coconut (Rs/nut)**

**Week 50: 06 - 12 Dec 2024**

28

<b>CROP</b>	<b>PELIYAGODA</b>	<b>MAHARAGAMA</b>	<b>KIRULAPONE</b>	<b>NUGEGODA</b>	<b>NARAHENPITA</b>	<b>DEMATAGODA</b>	<b>THOTALANGA</b>	<b>KADAWATHA</b>	<b>KIRIBATHGODA</b>
<b><i>Vegetable</i></b>									
Beans	680.00 - 750.00	750.00 - 800.00	750.00 - 800.00	750.00 - 800.00	800.00 - 900.00	750.00 - 800.00	700.00 - 800.00	800.00 - 800.00	800.00 - 800.00
Carrot	200.00 - 220.00	350.00 - 350.00	280.00 - 320.00	280.00 - 300.00	260.00 - 300.00	240.00 - 260.00	240.00 - 300.00	240.00 - 320.00	180.00 - 240.00
Leeks	260.00 - 280.00	450.00 - 480.00	400.00 - 480.00	400.00 - 480.00	350.00 - 400.00	300.00 - 320.00	400.00 - 460.00	360.00 - 400.00	320.00 - 400.00
Beetroot	280.00 - 300.00	450.00 - 460.00	400.00 - 440.00	450.00 - 460.00	340.00 - 400.00	300.00 - 320.00	400.00 - 430.00	350.00 - 400.00	320.00 - 400.00
Knolkhol	280.00 - 300.00	480.00 - 480.00	400.00 - 400.00	350.00 - 400.00	450.00 - 480.00	-	300.00 - 360.00	400.00 - 400.00	320.00 - 340.00
Raddish	150.00 - 160.00	360.00 - 380.00	320.00 - 340.00	300.00 - 380.00	280.00 - 360.00	-	240.00 - 260.00	320.00 - 340.00	320.00 - 350.00
Cabbage	110.00 - 120.00	320.00 - 340.00	260.00 - 320.00	320.00 - 340.00	250.00 - 280.00	240.00 - 250.00	200.00 - 240.00	320.00 - 340.00	220.00 - 240.00
Tomato	240.00 - 260.00	400.00 - 400.00	350.00 - 400.00	350.00 - 400.00	340.00 - 360.00	320.00 - 350.00	240.00 - 260.00	400.00 - 400.00	320.00 - 340.00
Ladies Fingers	180.00 - 200.00	320.00 - 400.00	320.00 - 400.00	320.00 - 400.00	280.00 - 340.00	300.00 - 320.00	260.00 - 280.00	320.00 - 320.00	320.00 - 400.00
Brinjal	250.00 - 260.00	450.00 - 480.00	350.00 - 400.00	500.00 - 500.00	320.00 - 400.00	320.00 - 340.00	320.00 - 400.00	400.00 - 480.00	350.00 - 400.00
Capsicum	800.00 - 850.00	1000.00 - 1000.00	1000.00 - 1000.00	900.00 - 1000.00	900.00 - 1000.00	800.00 - 800.00	750.00 - 800.00	800.00 - 1000.00	750.00 - 800.00
Pumpkin	150.00 - 160.00	200.00 - 240.00	230.00 - 240.00	240.00 - 280.00	200.00 - 220.00	220.00 - 240.00	200.00 - 240.00	240.00 - 280.00	240.00 - 280.00
Cucumber	200.00 - 240.00	320.00 - 320.00	280.00 - 320.00	300.00 - 320.00	240.00 - 280.00	160.00 - 160.00	220.00 - 240.00	320.00 - 320.00	300.00 - 320.00
Bitter Gourd	650.00 - 700.00	800.00 - 880.00	800.00 - 1000.00	900.00 - 1000.00	800.00 - 1000.00	1000.00 - 1000.00	650.00 - 700.00	1000.00 - 1000.00	760.00 - 800.00
Snake Gourd	300.00 - 340.00	450.00 - 480.00	420.00 - 480.00	500.00 - 520.00	400.00 - 480.00	320.00 - 360.00	420.00 - 450.00	400.00 - 420.00	430.00 - 480.00
Drumstick	600.00 - 600.00	1000.00 - 1000.00	-	-	-	-	-	-	-
Luffa	350.00 - 400.00	450.00 - 500.00	550.00 - 600.00	480.00 - 550.00	480.00 - 560.00	350.00 - 360.00	350.00 - 400.00	400.00 - 400.00	550.00 - 600.00
Long Beans	420.00 - 450.00	450.00 - 500.00	450.00 - 500.00	450.00 - 480.00	440.00 - 480.00	480.00 - 500.00	300.00 - 320.00	340.00 - 450.00	480.00 - 500.00
Ash Plantain	150.00 - 160.00	320.00 - 320.00	280.00 - 320.00	320.00 - 320.00	240.00 - 260.00	240.00 - 240.00	150.00 - 180.00	230.00 - 240.00	230.00 - 240.00
Green Chillies	700.00 - 800.00	800.00 - 900.00	1000.00 - 1000.00	1000.00 - 1000.00	900.00 - 1000.00	1000.00 - 1000.00	1000.00 - 1000.00	800.00 - 1000.00	800.00 - 1000.00
Lime	500.00 - 550.00	800.00 - 800.00	750.00 - 800.00	800.00 - 850.00	650.00 - 700.00	800.00 - 900.00	430.00 - 500.00	650.00 - 800.00	550.00 - 600.00
<b><i>Root Crops</i></b>									
Sweet Potato	150.00 - 160.00	320.00 - 320.00	240.00 - 280.00	300.00 - 320.00	240.00 - 260.00	270.00 - 270.00	150.00 - 160.00	240.00 - 260.00	220.00 - 260.00
Manioc	140.00 - 160.00	200.00 - 240.00	240.00 - 240.00	230.00 - 240.00	200.00 - 200.00	200.00 - 220.00	160.00 - 180.00	200.00 - 220.00	200.00 - 220.00
<b><i>Leafy Vegetable</i></b>									
Mukunuwenna	60.00 - 60.00	100.00 - 100.00	70.00 - 70.00	80.00 - 80.00	80.00 - 80.00	80.00 - 80.00	80.00 - 80.00	80.00 - 100.00	100.00 - 100.00
Kankun	60.00 - 60.00	100.00 - 100.00	70.00 - 70.00	80.00 - 80.00	80.00 - 80.00	80.00 - 80.00	80.00 - 80.00	80.00 - 100.00	100.00 - 100.00
Gotukola	150.00 - 150.00	180.00 - 180.00	180.00 - 180.00	180.00 - 180.00	-	180.00 - 180.00	180.00 - 180.00	180.00 - 180.00	180.00 - 180.00
<b><i>Coconut</i></b>									
Large	180.00 - 190.00	180.00 - 180.00	170.00 - 180.00	180.00 - 200.00	180.00 - 180.00	180.00 - 200.00	170.00 - 180.00	180.00 - 200.00	180.00 - 200.00
Small	-	-	-	-	-	-	150.00 - 165.00	150.00 - 160.00	155.00 - 160.00

**Annex 03 - Colombo Markets: Retail Prices of Fruits (Rs/fruit)**

**Week 50: 06 - 12 Dec 2024**

29

CROP	PELIYAGODA		MAHARAGAMA		KIRULAPONE		NUGEGODA		NARAHENPITA		DEMATAGODA		THOTALANGA		KADAWATHA		KIRIBATHGODA	
<i><b>Plantain</b></i>																		
Ambul (Rs/Kg)	100.00	150.00	180.00	200.00	180.00	200.00	150.00	180.00	160.00	200.00	100.00	120.00	100.00	120.00	100.00	120.00	130.00	150.00
Kolikuttu (Rs/Kg)	250.00	300.00	300.00	330.00	320.00	350.00	300.00	350.00	300.00	350.00	300.00	350.00	250.00	300.00	260.00	280.00	280.00	300.00
Seeni (Rs/Kg)	150.00	200.00	220.00	250.00	220.00	230.00	180.00	180.00	200.00	220.00	160.00	200.00	150.00	160.00	160.00	180.00	160.00	220.00
Anamalu	35.00	40.00	42.00	50.00	50.00	50.00	50.00	50.00	40.00	50.00	40.00	42.00	40.00	42.00	42.00	42.00	35.00	35.00
Ambun	50.00	60.00	60.00	70.00	70.00	70.00	70.00	70.00	50.00	70.00	56.00	60.00	56.00	60.00	60.00	60.00	60.00	60.00
<i><b>Pineapple</b></i>																		
Large	500.00	520.00	650.00	680.00	650.00	700.00	580.00	600.00	520.00	580.00	520.00	520.00	520.00	580.00	520.00	580.00	520.00	580.00
Medium	380.00	400.00	500.00	520.00	500.00	550.00	450.00	500.00	400.00	450.00	400.00	400.00	400.00	450.00	400.00	450.00	400.00	450.00
Small	300.00	320.00	400.00	420.00	400.00	440.00	360.00	400.00	320.00	360.00	300.00	320.00	300.00	300.00	300.00	320.00	320.00	360.00
<i><b>Mango</b></i>																		
Betti	-	-	-	-	-	-	-	-	-	-	-	-	-	-	-	-	-	-
Karthakolomban	150.00	180.00	130.00	150.00	180.00	200.00	170.00	200.00	130.00	150.00	120.00	130.00	120.00	130.00	120.00	150.00	120.00	130.00
Vilad	120.00	120.00	-	-	-	-	-	-	120.00	120.00	-	-	50.00	60.00	-	-	-	-
Kohu	-	-	-	-	-	-	-	-	-	-	-	-	-	-	-	-	-	-
<i><b>Other Fruits</b></i>																		
Wood Apple	36.00	40.00	60.00	70.00	80.00	80.00	80.00	80.00	60.00	70.00	50.00	60.00	36.00	40.00	40.00	40.00	40.00	50.00
Orange	140.00	170.00	-	-	200.00	240.00	200.00	240.00	200.00	200.00	-	-	-	-	-	-	-	-
Avocado	430.00	600.00	-	-	-	-	600.00	600.00	530.00	600.00	-	-	-	-	-	-	-	-
Slime Apple	80.00	80.00	120.00	120.00	120.00	120.00	120.00	120.00	100.00	110.00	75.00	80.00	-	-	-	-	110.00	120.00
Grapes (Rs/Kg)	1600.00	1800.00	2000.00	2200.00	2000.00	2200.00	2000.00	2300.00	1800.00	2000.00	2000.00	2000.00	2000.00	2000.00	2000.00	2000.00	1800.00	2000.00
Papaw (Rs/Kg)	200.00	230.00	260.00	290.00	300.00	300.00	260.00	300.00	250.00	280.00	240.00	300.00	180.00	200.00	180.00	200.00	180.00	220.00
Passion	40.00	55.00	80.00	80.00	80.00	100.00	60.00	80.00	50.00	60.00	-	-	55.00	60.00	-	-	85.00	90.00
King Coconut	160.00	200.00	180.00	200.00	160.00	180.00	200.00	200.00	160.00	180.00	180.00	200.00	150.00	150.00	180.00	200.00	160.00	180.00

**Annex 04 - Colombo Markets: Retail Prices of Sea Fish and Dried Fish (Rs/kg)**

**Week 50: 06 - 12 Dec 2024**

30

CROP	PELIYAGODA	MAHARAGAMA	KIRULAPONE	NUGEGODA	NARAHENPITA	DEMATAGODA	THOTALANGA	KADAWATHA	KIRIBATHGODA
<b><i>Sea Fish</i></b>									
Salaya	300.00 - 420.00	400.00 - 400.00	400.00 - 400.00	500.00 - 500.00	-	460.00 - 480.00	360.00 - 360.00	400.00 - 480.00	560.00 - 560.00
Hurulla	1100.00 - 1200.00	-	1000.00 - 1000.00	1300.00 - 1300.00	-	-	-	-	-
Balaya	950.00 - 1100.00	960.00 - 1000.00	800.00 - 800.00	-	840.00 - 840.00	1200.00 - 1200.00	-	920.00 - 1000.00	1000.00 - 1000.00
Kelawalla	1450.00 - 1550.00	2400.00 - 2400.00	2000.00 - 2000.00	2600.00 - 2600.00	2800.00 - 2800.00	2000.00 - 2000.00	1800.00 - 1800.00	2600.00 - 2600.00	2400.00 - 2400.00
Thora	2600.00 - 3200.00	2800.00 - 2800.00	3200.00 - 3200.00	3200.00 - 3400.00	2800.00 - 2800.00	2800.00 - 3000.00	3000.00 - 3000.00	3200.00 - 3200.00	3200.00 - 3200.00
Paraw	1400.00 - 1500.00	2000.00 - 2000.00	1400.00 - 1400.00	2600.00 - 2600.00	1500.00 - 1500.00	2000.00 - 2000.00	1800.00 - 1800.00	2400.00 - 2400.00	-
Mora	-	-	-	-	-	-	-	-	-
Shrimps Small	2250.00 - 2400.00	2000.00 - 2200.00	2000.00 - 2200.00	2000.00 - 2000.00	2000.00 - 2000.00	2000.00 - 2200.00	2000.00 - 2000.00	2000.00 - 2200.00	2000.00 - 2000.00
Talapath	2000.00 - 2400.00	2800.00 - 2800.00	3000.00 - 3000.00	3000.00 - 3000.00	3200.00 - 3200.00	2800.00 - 2800.00	2800.00 - 2800.00	2800.00 - 3200.00	2900.00 - 3000.00
<b><i>Eggs (Rs/egg)</i></b>									
Brown	40.00 - 40.00	46.00 - 46.00	46.00 - 46.00	45.00 - 45.00	41.00 - 41.00	41.00 - 41.00	46.00 - 46.00	46.00 - 46.00	46.00 - 46.00
White	38.00 - 38.00	45.00 - 45.00	45.00 - 45.00	44.00 - 44.00	40.00 - 40.00	40.00 - 40.00	45.00 - 45.00	45.00 - 45.00	45.00 - 45.00
<b><i>Dried Fish</i></b>									
Sprats	1500.00 - 1600.00	2000.00 - 2000.00	2000.00 - 2000.00	1600.00 - 1800.00	2000.00 - 2000.00	2000.00 - 2000.00	1600.00 - 2000.00	1600.00 - 2000.00	1800.00 - 2000.00
Kattawa	1800.00 - 2000.00	2000.00 - 2000.00	2000.00 - 2000.00	2000.00 - 2200.00	1800.00 - 2000.00	2000.00 - 2000.00	2000.00 - 2000.00	1900.00 - 2000.00	2000.00 - 2000.00
Thora	-	-	-	-	-	-	-	-	-
Mora	2200.00 - 2200.00	2100.00 - 2400.00	2400.00 - 2600.00	2400.00 - 2400.00	2400.00 - 2400.00	2400.00 - 2400.00	2400.00 - 2400.00	2400.00 - 2400.00	2400.00 - 2400.00
Balaya	1400.00 - 1400.00	1300.00 - 1600.00	1800.00 - 1800.00	1700.00 - 1800.00	1600.00 - 1800.00	1800.00 - 1800.00	1600.00 - 1600.00	1400.00 - 1600.00	1800.00 - 1800.00
Anguluwa	2000.00 - 2000.00	2000.00 - 2400.00	-	2200.00 - 2200.00	2200.00 - 2200.00	2200.00 - 2200.00	-	-	-
Salaya	800.00 - 800.00	1000.00 - 1100.00	1000.00 - 1000.00	1000.00 - 1100.00	900.00 - 1000.00	1000.00 - 1100.00	900.00 - 1000.00	1000.00 - 1100.00	1000.00 - 1100.00
<b><i>Meat</i></b>									
Beef (without Bones)	2500.00 - 2500.00	2500.00 - 2500.00	2600.00 - 2600.00	2500.00 - 2500.00	2500.00 - 2500.00	-	2400.00 - 2400.00	2600.00 - 2600.00	-
Chicken (Broiler)	1150.00 - 1150.00	1290.00 - 1290.00	1220.00 - 1220.00	1220.00 - 1230.00	1250.00 - 1250.00	1200.00 - 1200.00	1200.00 - 1200.00	1200.00 - 1210.00	1260.00 - 1260.00
Chicken (Curry)	1150.00 - 1150.00	1290.00 - 1290.00	1220.00 - 1220.00	1220.00 - 1230.00	1250.00 - 1250.00	1200.00 - 1200.00	1200.00 - 1200.00	1200.00 - 1210.00	1260.00 - 1260.00
Mutton	3400.00 - 3400.00	3500.00 - 3500.00	3600.00 - 3600.00	3500.00 - 3500.00	3500.00 - 3500.00	3500.00 - 3500.00	3300.00 - 3300.00	3600.00 - 3600.00	3600.00 - 3600.00
Pork	1200.00 - 1200.00	1200.00 - 1200.00	1200.00 - 1200.00	1200.00 - 1200.00	-	-	-	1200.00 - 1200.00	1300.00 - 1300.00

## Annex 05 : Food Composition of Selected Food Commodities

Commodity	Energy (kcal/100g)	Protein (g/100g)	Total fat (g/100g)	Retinol Eq (µ g/100g)	Vit B2 (mg/100g)	Vit B6 (mg/100g)	Folate (µg/100g)	Vit C (mg/100g)	Calcium (mg/100g)	Magnesium (mg/100g)	Iron (mg/100g)	Zinc (mg/100g)
<b>Rice</b>												
Rice - (white Kekulu - normal )	361	9.88	1.52	-	0.03	0.09	10.67	-	6.94	26.29	1.22	1.5
Rice - (white Kekulu Samba)	355	8.81	1.53	-	0.03	0.09	8.11	-	9.82	30.48	0.92	1.7
Rice - ( Red Kekulu - normal )	366	8.64	2.12	-	0.05	0.1	8.39	-	4.73	31.7	0.88	1.84
Rice -Samba	369	6.86	2.45	-	0.05	0.13	12.79	-	8.71	37.26	1.18	1.49
Rice - Nadu White	366	7.76	1.48	-	0.03	0.12	9.35	-	4.57	20.1	0.64	1.61
<b>Dried chilies</b>	233	12.68	6.41	437	0.84	0.42	46.83	NA	107	231	5.39	1.65
<b>Onion</b>												
Big onions	48	1.67	0.24	0.16	0.01	0.1	32.99	7.58	14.82	16.94	0.45	0.25
Red onions	55	2.13	0.15	0.18	0.02	0.13	30.15	14.26	20.37	19.32	0.31	0.28
<b>Potatoes</b>	71	1.67	0.25		0.01	0.09	14.31	20.5	9.83	23.84	0.46	0.29
<b>Pulses</b>												
Green gram	290	21.97	0.93	19.5	0.28	0.33	135	NA	98.96	146	4.15	2.86
White cowpea	320	21.25	1.14	1.36	0.09	0.26	249	NA	84.1	213	5.04	3.57
Red cowpea	320	20.24	1.08	0.96	0.11	0.27	273	NA	81.83	194	4.95	3.4
Red Dhal	319	23.09	0.77	1.06	1.6	0.22	55	NA	41.27	66.63	7.45	3.34
<b>Vegetables</b>												
Beans	46	3.95	0.15	6.64	0.1	0.3	45.2	7.02	35.68	45.56	0.7	0.59
Carrot	30	0.85	0.45	1240	0.03	0.1	24.71	5.93	27.65	11.7	0.59	0.25
Leeks	30	1.74	0.49	18.56	0.02	0.19	42.63	4.65	29.28	11.77	1.49	0.43
Beetroot	31	2.12	0.15	1.52	0.01	0.09	108	4.51	20.29	34.88	0.77	0.29
Knolkhol	16	1.69	0.34		0.05	0.19	12.7	77.64	40.09	19.35	0.23	0.18
Radish	29	0.75	0.11		0.02	0.09	18.09	12.13	35.64	13.56	0.38	0.16
Cabbage	21	1.35	0.14	3.35	0.05	0.14	52.66	29.62	56.85	18.47	0.33	0.16



Tomatoes	20	0.88	0.56	165	0.03	0.09	20.16	25.58	9.69	14.93	0.31	0.12
Ladies fingers	26	2.06	0.19	12.41	0.08	0.28	70.62	24.48	92.26	55.23	0.96	0.44
Brinjal (Pandora Striped)	29	1.49	0.31	23	0.12	0.09	30.99	1.49	18.95	18	0.32	0.19
Brinjal (Chinese eggplant)	24	1.28	0.33	16.83	0.12	0.11	32.94	3.37	14.4	21.18	0.28	0.16
Capsicum	23	1.22	0.34	38.96	0.03	0.29	28.65	49.63	12.65	11.21	0.21	0.31
Pumpkin (Common)	31	0.86	0.3	30.41	0.02	0.09	17.72	8.73	18.75	9.93	0.49	0.25
Cucumber	19	0.98	0.24	0.58	0.01	0.08	19.66	4.08	22.1	18.22	0.67	0.21
Bitter gourd	19	1.47	0.23	55.08	0.05	0.06	53.1	46.89	25.19	35.81	1.75	0.26
Snake gourd (Dark green)	11	0.82	0.25	10.41	0.03	0.12	18.09	3.54	26.83	25.84	0.41	0.11
Snake gourd (Pale green)	11	0.89	0.25	5.14	0.03	0.07	16.52	2.85	27.11	21.77	0.47	0.2
Drumstick	30	2.48	0.12	3.13	0.06	0.12	60.48	92.33	22.27	28.51	0.5	0.26
Watakolu	12	0.86	0.15	59.33	0.01	0.07	25.48	6.41	14.67	14.01	4.42	0.45
Long beans	24	3.36	0.3	-	0.06	0.11	99.98	8.93	44.22	33.17	1.01	0.08
Ash Plantain	76	2.84	0.56	0.06	0.02	0.07	6.82	4.49	5.19	22.55	0.39	0.21
Green chillies	39	2.28	0.76	38.16	0.08	0.25	21.29	98.61	20.25	36.91	1.25	0.29
Limes	26	0.66	0.26	0.36	0.01	0.05	12.1	38.05	26	15.25	0.12	0.05
Kekiri	17	1.01	0.25	0.76	0.01	0.07	17.34	8.07	25.72	26.2	0.63	0.22
Ash pumpkin (Ash guord)	18	0.8	0.15		0.01	0.15	14.17	9.14	19.27	23.62	0.48	0.13
Cho-Cho	19	0.58	0.12	0.3	0.04	0.07	63.81	23.76	20.55	13.02	0.49	0.12
Thalana batu (Little prince)	21	1.28	0.39	24.33	0.12	0.09	38.63	2.4	12.38	19.62	0.31	0.22
Thalana batu (Thai eggplant)	21	1.45	0.26	18.33	0.11	0.09	31.18	2.71	17.24	37.22	0.37	0.24
Thibbatu	61	1.66	1.96	15.89	0.03	1.02	72.39	10.8	105	57.46	1.06	0.59
Kohila yams	27	0.64	0.16	1.72	0.01	0.14	4.64	1.67	52.33	33.95	0.61	1.62
Kehel muwa	19	1.36	0.63	4.27	0.02	0.12	40.51	8.16	35.09	31.43	0.38	0.39
Ambaralla	37	0.73	0.44	3.36	0.01	0.1	44.49	35.51	20.7	9.28	0.7	0.12
Mango	50	0.75	0.09	14.5	0.02	0.14	34.89	91.63	28.56	17.74	0.5	0.09
Mushroom	27	2.54	0.42	-	0.15	0.13	7.81	11.56	0.9	14.42	1.32	0.79
Dambala	21	1.84	0.2	38.74	0.08	0.4	33.69	19.82	68.24	31.38	1.2	0.44
<b>Coconuts nuts</b>	<b>390</b>	<b>3.67</b>	<b>39.92</b>	<b>-</b>	<b>0.05</b>	<b>0.11</b>	<b>14.86</b>	<b>-</b>				

<b>Root Crop</b>												
Sweet potato	108	1.27	0.33	NA	0.04	0.09	14.44	22.2	28.93	21.05	0.51	0.14
Manioc	78	0.92	0.19	NA	0.07	0.2	0.1	1.95	25.31	19.08	19.78	23.73
Nelum ala/Lotus root	79	1.94	0.93	NA	0.05	0.19	26.49	26.63	37.71	26.58	3.34	0.35
Kiriala	87	3.96	0.15	1.19	0.03	0.16	20.17	2.71	30.79	41.52	0.6	0.42
Iniala	103	3.2	0.3	33.14	0.01	0.22	22.19	13.03	40.99	28.98	1.31	0.29
<b>Leafy Vegetables</b>												
Mukunuwanna	28	3.15	0.55	92.25	0.09	0.27	96.14	3.24	135	45.38	1.7	1.03
Gotukola	15	0.64	0.47	226	0.07	0.23	70.11	6.74	96.31	41.42	1.25	0.66
Kankun	15	0.47	0.37	1614	0.08	0.4	33.69	19.82	49.21	18.35	1.32	0.44
Kathurumurunga	70	8.01	1.35	2097	0.33	0.22	120	121	901	96.64	4.36	0.53
Nivithi	22	2.2	0.47	959	0.06	0.11	74.05	10.26	163	61.37	1.49	0.67
Thampala	32	3.55	0.72	1474	0.21	0.22	74.27	82	258	209	3.5	1.4
Sarana	20	2.42	0.21	1149	0.03	0.13	58.54	9.89	59.57	42.93	0.13	0.75
Kohila leaves	33	4.1	0.83	300	0.02	0.17	56.76	5.56	19.5	20.32	0.25	0.3
Onion leaves	27	2.01	0.26	NA	0.04	0.18	56.8	23.38	35.21	74.95	3.15	0.77
Cabbage leaves	30	3.63	0.27	8.66	0.05	0.24	63.46	40.76	170	18.47	2.67	0.35
Salad leaves	19	1.05	0.24	NA	0.1	0.06	37.48	11.64	58.23	36.89	2.07	0.27
Cauliflower	23	2.09	0.48	0.14	0.06	0.11	46.67	50.17	22.44	18.52	0.76	0.27
Jackfruit pods	25	2.14	0.34	NA	0.03	0.04	30.7	24.77	37.32	26.08	0.3	0.17
Jackfruit seeds	77	5.66	0.44	NA	0.02	0.08	58.91	15.24	40.87	50.14	0.52	0.42
<b>Meat</b>												
Chicken	176	23.14	9.24	6.88	0.07	0.49	10.09	-	15.06	20.18	0.75	0.64
Beef	160	23.3	7.45	2.15	0.08	0.32	1.93	-	4.8	28.54	2.41	3.31
Mutton	138	20.37	6.23	2.7	0.13	0.28	1.73	-	7.58	19.5	1.62	5.05
Pork	161	18.83	9.5	1.9	0.09	0.28	8.15	-	6.58	8.9	0.79	0.8
<b>Fish</b>												
Balaya	96	21.28	1.12	21.01	0.15	0.12	7.89		6.45	26.02	0.68	0.46
Seer	136	22.28	5.18	81.9	0.07	0.16	15.45		9.85	36.73	0.41	0.74

Shark	95	21.6	0.83	1.11	0.04	0.11	8.57	8.44	32.58	0.41	0.74
Paraw	87	20.02	0.7	1.49	0.02	0.16	6.77	8.17	31.68	0.67	0.41
Thalapath	91	16.04	2.88	12.03	0.1	0.13	78.22	7.64	24.89	0.71	0.67
Kelawalla	109	21.47	2.55	15.95	0.17	0.73	77.39	13.35	33.82	0.68	0.64
Haedaella	87	19.88	0.78	12.18	0.04	0.06	11.7	36.6	53	0.54	0.65
Hurulla	88	17.08	2.18	10.02	0.14	1.66	61.66	103	35.45	1.24	1.05
Karalla / Katuwalla	97	21.8	1.06	1.25	0.02	0.1	14.38	37.06	39.05	0.24	0.42
Kumbala / Angila	101	21.51	1.53	16.34	0.1	0.1	7.13	31.27	37.46	1.46	0.67
Salaya / Sudaya	100	19.5	2.39	15.41	0.18	1.39	60.87	435	42.83	1.4	2.3
Theppli / Telapiya /Korali	83	18.48	1.08	17.14	0.18	0.18	8.29	99.39	24.96	2.84	0.88
Prawns	65	14.85	0.56	1.24	0.03	0.1	15.37	37.81	30.5	0.73	1.1
Crabs	45	10	0.55	8.33	0.14	0.18	13.83	37.81	45.93	0.73	1.1
Cuttle fish	76	16.82	0.93	1.93	0.02	0.04	6.22	8.73	35.46	0.62	1.3
Linna	112	20.3	3.37	15.78	0.23	0.68	59.78				
Coppara	97	22.89	0.56	21.51	0.04	0.12	8.08	7.2	30.08	1.2	0.58
Ray (Maduwa)	97	23.98	0.68	7.55	0.02	0.21	25.59	9.16	24.61	0.74	0.44

#### Dried Fish

Dried sprats	259	51.16	5.92	12.83	0.25	0.62	438	1178	162	3.06	4.2
Dried keeramin	311	49.6	12.42	12.92	0.13	2.41	144	555	166	2.58	3.19
Dried thalapath	289	54.68	8.04	9.38	0.04	0.43	97.8	62.75	110	1.96	1.45
Dried katta	275	50.04	8.31	2.48	0.03	0.35	80.4	86.55	92.17	1.47	1.16
Dried balaya	282	63.79	3.37	14.32	0.12	1.98	213	83.48	83.45	3.6	1.44
Dried shark / keelan	267	55.03	5.25	10.31	0.04	0.32	187	42.24	92.94	1.48	0.66

#### Eggs

Hen eggs (Country)	170	13.14	13	208	0.08	0.18	54.6	50.14	11.04	1.64	1.12
Hen eggs (Table)	135	13.55	9.03	200	0.19	0.19	49.46	63.3	12	2.39	1.73
Quail eggs	153	12.39	11.46	153	0.11	0.17	54.86	60.67	11.21	2.55	1.51

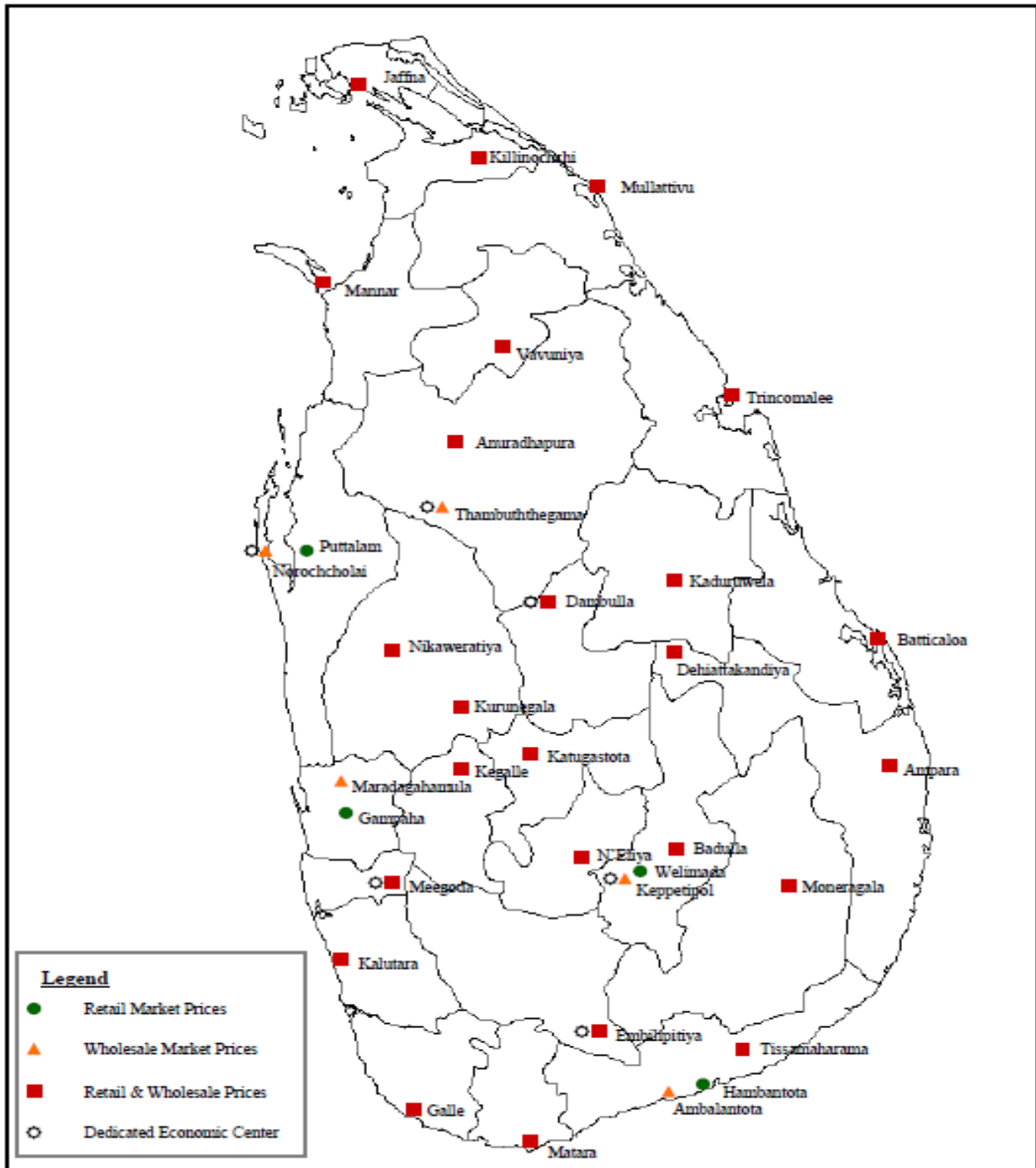
#### Fruits

Banana Embul	109	1.11	1.09	9.68	0.05	0.64	32.98	13.61	9.39	25.67	0.51	0.23
Anamaalu	102	1.04	0.72	16.4	0.04	0.65	21.07	3.66	8.06	27.02	0.51	0.23

Koli kuttu	107	1.38	0.34	8.8	0.03	0.47	18.12	7.71	8.56	38	0.32	0.14
Pineapple	37	0.41	0.17	5.76	0.04	0.12	17.86	39.36	10.37	10.71	0.3	0.09
Papaya	26	0.42	0.16	171	0.11	0.04	54.85	48.62	16.77	8.9	0.23	0.08
Mangoes (Karthakolomban)	79	0.8	0.92	259	0.01	0.1	35.52	17.74	3.12	6.72	0.1	0.08
Mangoes (Vilad)	44	0.76	0.58	146	0.05	0.26	67.6	29.97	16.93	14.79	0.65	0.19
Apple	62	0.29	0.64	0.36	0.02	0.08	3.43	2.9	3.12	6.72	0.1	0.08
Avacado	144	2.95	13.86	2	0.08	0.18	67.17	9.36	28.48	48.14	0.81	0.75
Wood apple	78	3.09	3.62	0.46	0.01	0.14	6.07	13.58	59.15	25.16	0.45	0.32
Orange	46	1.07	0.37	23.44	0.01	0.28	14.46	20.19	31.18	20.36	0.81	0.35
Guava	39	1.53	0.38	19.67	0.01	0.11	25.24	30.88	6.59	12.02	0.53	0.33
Grapes	49	0.95	10.69	3.22	0.04	0.1	7.07	20.51	7.27	6.86	0.28	0.07
Melon	19	0.65	0.16	130	0.02	0.11	6	8.24	4.05	9.76	0.15	0.1

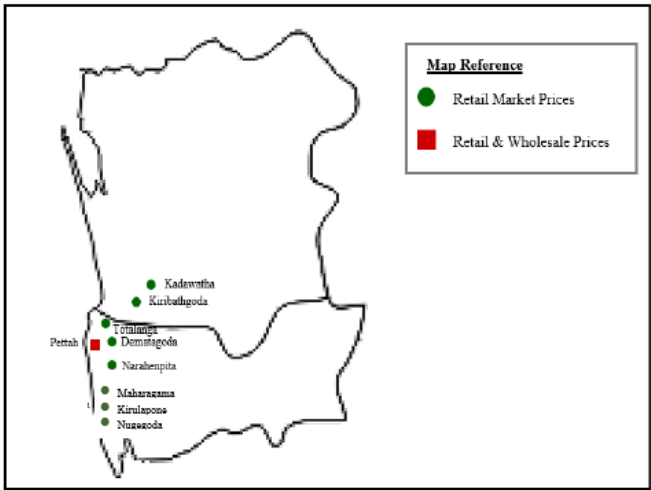
**Source: Sri Lanka Food Composition Tables, Ministry of Health - 2021.**

# Price Collecting Areas



**Legend**

- Retail Market Prices
- ▲ Wholesale Market Prices
- Retail & Wholesale Prices
- Dedicated Economic Center





HARTI



Ministry of Agriculture

**Food Systems and Market Research Division & Data Management Division  
Hector Kobbekaduwa Agrarian Research and Training Institute**

**No. 114, Wijerama Mawatha, Colombo 07.**

Phone: 011-2696981 Fax: 011-2682283

E-mail: mfpaharti@yahoo.com

Web: www.harti.gov.lk

www.mobitel.lk

**දෛනික චිළචිචි තොග මිල,  
ජංගම දුරකථනයෙන්**

හෙක්ටර් කොච්චිකඩුව ගොවි කරියතු පර්යේෂණ  
හා පුහුණුවීම් ආයතනය අනුමතයෙන්

**මොබිටෙල්**  
**ජංගම**  
**මිල දර්ශනය**

ජාතික ජංගම දුරකථන ජාලයෙන්

**6666**  
අමතන්න.

මොබිටෙල් අද මිල - අත දෙක  
මොබිටෙල් ජංගම දුරකථන ජාලයෙන්  
චිළචිචි තොග මිල දැරෙන්න.

විකාශිතයාට රු.2/-  
විකාශිතයාට රු.2/-