

RETAIL MARKET AT A GLANCE

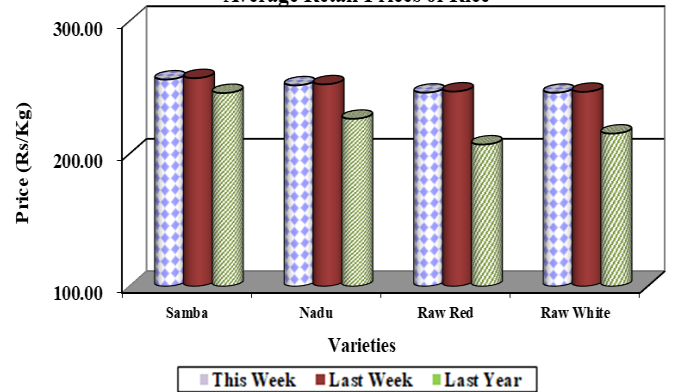
Summary

Rice

In line with the decreased wholesale prices, retail prices of all rice varieties have also declined. Among these, a notable reduction was observed for Nadu Grade II, with a price drop of Rs. 7.00/kg. However, the average retail prices of all local rice varieties, except for Nadu Grade II, have exceeded the Maximum Retail Price (MRP).

(Page No.01)

Average Retail Prices of Rice



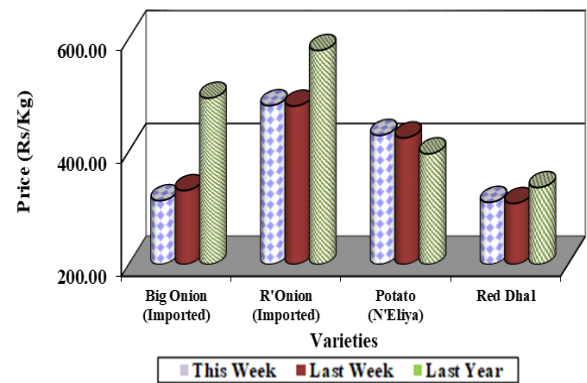
Other Field Crops

The retail price of imported big onion has decreased by Rs.18.00/kg and price ranged Rs.250.00-360.00/kg.

Retail prices of all types of potatoes have increased with the highest price increased of Rs.30.00/kg for Welimada potatoes.

(Page No.02-03)

Average Retail Prices of Other Field Crops

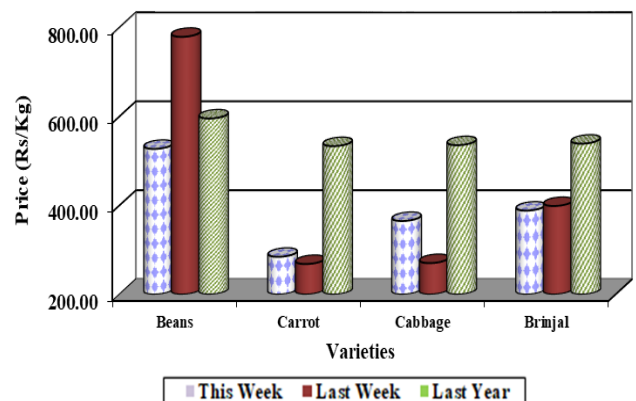


Vegetables

Retail prices of most of the vegetable varieties increased in line with the upward wholesale trend. In up-country vegetables, the highest price increase was reported for cabbage at Rs.95.00/kg, followed by knolkhol at Rs.92.00/kg.

(Page No.04-05)

Average Retail Prices of Vegetables



Eggs

The prices of both brown and white eggs have decreased by Rs.5.00/egg. The price of a white egg ranges from Rs.35.00 to Rs.41.00, while the price of a brown egg ranges from Rs. 36.00 to Rs. 42.00.

(PageNo.07-08)

Rice

Wholesale

The prices of all local rice varieties have decreased by 2% to 8% following the implementation of regulated wholesale pricing. The most significant price drop was recorded for Raw Red Rice, followed closely by Raw White Rice, which saw a 7% reduction. However, as shown in Table 14, the average wholesale prices for Samba Grade I, Nadu Grade I, Raw Red, and Raw White have exceeded the regulated maximum wholesale prices.

Imported rice varieties are also available in the market, with the following average prices:

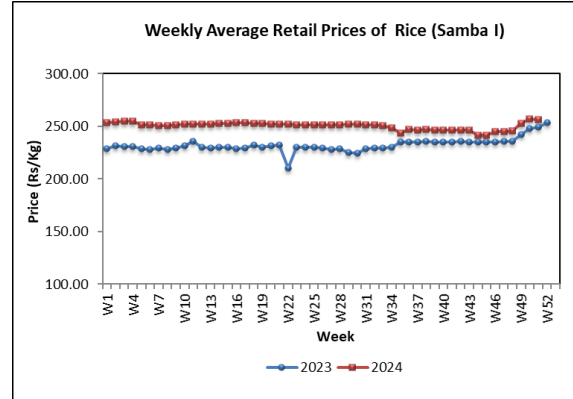
- Imported Ponni Samba: Rs.228.00/kg
- Imported White Raw: Rs.218.00/kg
- Imported Nadu: Rs.215.00/kg

Compared to the same period last year, most rice varieties have seen price increases, with the highest increase of 19% recorded for Raw Red Rice. In contrast, the price of Keeri Samba has decreased by 19% compared to the same period last year.

Retail

In line with the decreased wholesale prices, retail prices of all rice varieties have also declined. Among these, a notable reduction was observed for Nadu Grade II, with a price

drop of Rs.7.00/kg. However, the average retail prices of all local rice varieties, except for Nadu Grade II, have exceeded the Maximum Retail Price (MRP).



Compared to the same period last year, the current retail prices of all rice varieties have increased, with the most significant rise of 19% recorded for Raw Red Rice.

Paddy

Price fluctuations have been observed in the average paddy prices across most major producing areas. The highest price increase was recorded for Short Grain (Samba), which rose by Rs.9.00/kg in the Nikaweratiya area. Conversely, Long Grain (Red) experienced the most significant price decrease, dropping by Rs.10.00/kg in Embilipitiya and Rs.7.00/kg in Hambantota.

When compared to the same period last year, average farm gate prices for all paddy varieties Short Grain, Long Grain White, and Long Grain Red have shown increases ranging from 10% to 46%. However, Keeri

Samba is an exception, as it has not registered any price increase.

Dried Chilies

Wholesale

The price of imported dried chilies has increased by 4%, driven by the availability of high-quality stocks, with prices ranging between Rs.650.00 and Rs.750.00/kg. However, when compared to the same period last year, the current wholesale price has decreased significantly by 33%.

Retail

The retail price of imported dried chilies has risen by Rs.2.00 per kilogram, with prices ranging from Rs.750.00 to Rs.1,000.00/kg. However, compared to the same period last year, the current retail price has decreased by 28%.

Onion

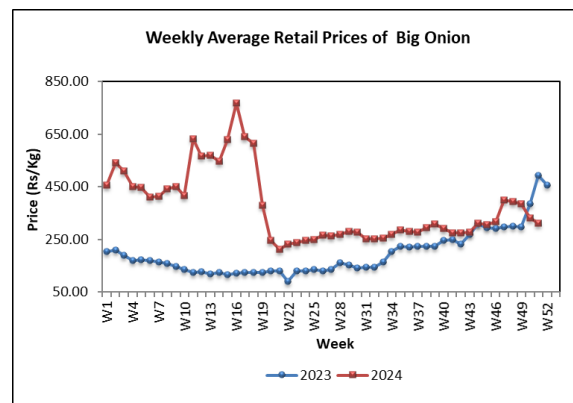
Wholesale

The prices of Sinnan and imported red onions have increased by 7% due to insufficient stock availability, with prices ranging from Rs.220.00-320.00/kg and Rs.350.00-420.00/kg, respectively. In contrast, the price of imported big onions has decreased by 7% owing to sufficient stock availability in the market, with prices ranging from Rs.180.00-260.00/kg.

Compared to same period of last year, current whole sale price of imported red onion and imported big onion have decreased by 4% and 49% respectively.

Retail

The retail price of imported red onion ranged from Rs.400.00-560.00/kg and price has not changed significantly compared to the previous week. The retail price of imported big onion has decreased by Rs.18.00/kg and price ranged Rs.250.00-360.00/kg.



Compared to the same period of last year, the current retail prices of imported red onion and imported big onion have decreased by 17% and 37% respectively.

Potato

Wholesale

The prices of Welimada and Nuwara Eliya potato varieties have increased by 6%-9% due to reduced supplies, with prices ranging from Rs.280.00-300.00/kg

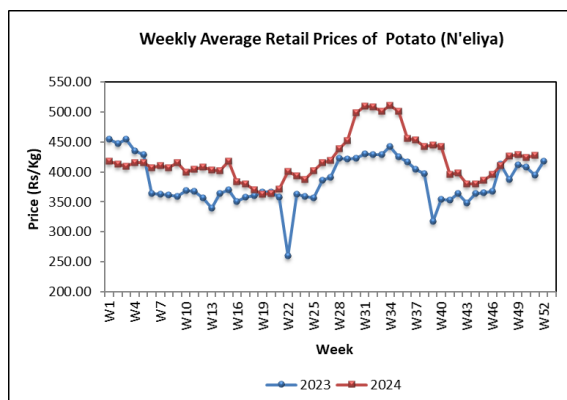
and Rs.300.00-350.00/kg, respectively.

Meanwhile, the price of imported potatoes has remained relatively stable, ranging from Rs.190.00-270.00/kg.

Compared to the same period last year, the current wholesale price of imported potatoes has decreased by 7%.

Retail

In line with increased wholesale prices, the retail prices of all types of potatoes have increased. Highest price increased of Rs.30.00/kg was recorded for Welimada potato. The retail prices of imported and Nuwara Eliya potatoes have increased by Rs.25.00/kg and Rs.4.00/kg respectively.



Compared to the same period of last year, the current retail prices of imported and Nuwara Eliya potatoes have increased by 30% and 8% respectively.

Pulses

Wholesale

Price of green gram has increased by 8% and price ranged Rs.500.00-650.00/kg. Price of white cowpea, red cowpea and red dhal have not increased significantly and price ranged Rs.500.00-650.00/kg, Rs.485.00-630.0/kg and Rs.270.00-275.00/kg respectively.

Compared to same period of last year, current wholesale prices of all pulses varieties have decreased in the range of 9%-49%.

Retail

Retail prices of all types of pulses have decreased except for red dhal. Highest price decreased of Rs.25.00/kg was recorded for red cowpea. The retail price of red dhal has increased by Rs.2.00/kg and price ranged Rs.290.00-340.00/kg.

Compared to the same period of last year, the current retail prices of all types of pulses have decreased with the highest price decrease of 30% recorded for both red and white cowpea.

Vegetable

Wholesale

Prices of most of the up-country vegetables have increased due to decrease supply with end of the harvesting season while prices of most of the low-country vegetables have decreased with increased supply from major producing areas.

Most of the upcountry vegetable prices are increased, specifically, cabbage reported the highest as 56%, while beetroot and knol-khol reported a price increase of 33% and 22% with decreased supply from Nuwara Eliya area. Similarly, leeks, radish and carrot prices have increased moderately. However, price of beans has decreased significantly by 37% with increased supply from Bandarawela area. Further, price of tomato increased by 92% with decreased supply from Sooriyawewa, Kandy and Bandarawela areas while price of capsicum has decreased by 18%.

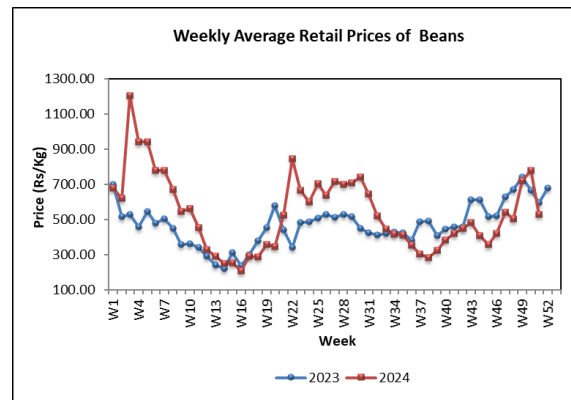
Considering low-country vegetables, most of the vegetable varieties experienced price decrease, particularly for ladies fingers (34%) and cucumber (29%), due to increased supply. Prices of long beans and luffa have decreased by 10% while price of bitter gourd and brinjal have decreased in the range of 5%-8%. However, prices of ash plantain, snake gourd and pumpkin have increased in the range of 8%-12%. In

addition, price of green chilies has increased by 73% with decreased supply from Nochichiyagama area while price of lime has decreased by 7%.

Compared to the same period of last year, the most vegetable prices have decreased, with carrot reported the highest as 57%.

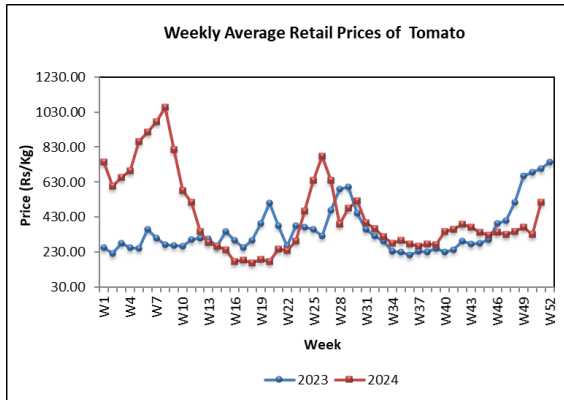
Retail

Retail prices of most of the vegetable varieties increased in line with the upward wholesale trend. In up-country vegetables, the highest price increase was reported for cabbage at Rs.95.00/kg, followed by knolkhol at Rs.92.00/kg. Capsicum prices showed a slight price decrease of Rs.8.00/kg.



Low-country vegetables have shown notable price increments for drumstick at Rs.189.00/kg and Rs.25.00/kg for luffa. A significant price increase was seen in tomatoes (Rs.184.00/kg) compared to the last week. Green chilies (Rs.131.00/kg) led to a

prominent price increment. Significant changes were observed for lime which declined by Rs.34.00/kg compared to last week but showed a 27 % price drop compared to last year.



Compared to the same period last year, prices of most of the varieties have decreased while a notable price drop was reported for ash plantain at 37%.

**Coconut
Wholesale**

Prices of both large and small nuts have decreased slightly by 1%. Price ranges were Rs.160.00-170.00 for a large nut and Rs.130.00-140.00 for a small nut.

Compared to the same period of last year, the current wholesale prices of large and small nuts have increased by 75% and 62% respectively.

Retail

Prices of large nuts showed a slight decrease by Rs.5.00/nut. Price ranges were

Rs.170.00-200.00 for a large nut and Rs.150.00-160.00 for a small nut.

Compared to the same period last year, prices of large nuts (50%) and small nuts (69%) have increased.

Fruits

Wholesale

Wholesale fruit prices have increased due to limited supplies in preparation for the upcoming Christmas season. Among banana varieties, the highest price increase was recorded for Ambul, which rose by 65%, while prices for other banana varieties increased by 11%–12%.

Papaw prices have risen by 33% due to limited supply. Among mango varieties, Karthakolomban and Vilad prices increased by 30% and 20%, respectively, due to limited stocks at the end of the harvest season.

The prices of Wood Apple and Oranges have also increased, by 42% and 15%, respectively, due to limited availability. In contrast, the price of Passion fruit has decreased by 19% because of abundant stocks.

Compared to the same period last year, wholesale prices for most fruits have increased, with a significant 287% rise recorded for Karthakolomban mango.

Retail

Retail prices have mirrored the upward trend of wholesale prices. The highest price increase was observed for papaw, which rose by Rs.55.00/kg due to limited supply. Among bananas, the most significant price increase of Rs. 24.00/kg was recorded for Ambul bananas, while Kolikuttu and Seeni bananas saw price increases of Rs.17.00/kg and Rs.11.00/kg, respectively.

In contrast, the prices of all sizes of pineapples have decreased, ranging from Rs. 4.00-16.00. Among mango varieties, the price of Karthakolomban mango increased by Rs.21.00 per fruit due to limited stocks at the end of the harvest season. The price of imported grapes from China has also increased by Rs.12.00/kg.

Compared to the same period last year, retail prices for most fruit varieties have risen significantly, with the highest increase of 299% recorded for avocado.

Fresh Fish

Wholesale

Wholesale prices of most of the fresh fish types have increased due to decrease wholesale supply with unfavorable weather condition. Price increase of 13%,

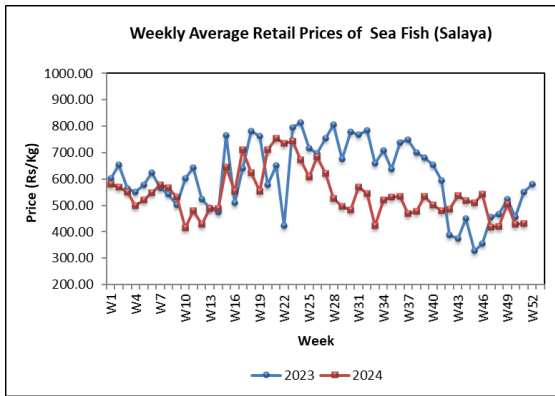
12% and 7% were noted for balaya, paraw and thalapath due to low supply from Trincomalee, Mannar, Valachchenai and southern areas. However, a price decrease of 13% was noted for hurulla due to high supply from Kalpitiya, Mullaitivu and Mannar areas. Prices of other fresh fish varieties have not changed significantly.

Compared to the same period of last year, the current wholesale prices of most of the fresh fish types have increased with the highest price increase of 21% was noted for hurulla.

Retail

The prices of other fish varieties except hurulla, kelawalla, and thora have increased and the highest price increase was recorded for paraw by Rs.101.00/kg. The second highest price increase was recorded for thalapath by Rs.71.00/kg. The highest price decrease was recorded for kelawalla by Rs.239.00/kg. The price decrease of hurulla and thora have recorded as Rs.142.00/kg and Rs.94.00/kg respectively

Compared to the same period of last year, the highest price decrease was recorded for salaya and balaya by 22% and 21% respectively. The highest price increase was recorded for hurulla by 13%.



Dried Fish

Wholesale

Prices of most of the dried fish types have increased due to decrease of local dried fish supply. The highest price increase of 11% was noted for local salaya due to low supply from Trincomalee, Chilaw and Puttalam areas and the other dried fish varieties have not changed significantly. However, a price decrease of 8% was noted for local maduwa due to high supply from Negombo and Beruwala areas.

Compared to the same period of last year, the current wholesale prices of most of the dried fish types have increased with the highest price increase of 65% was noted for local salaya.

Retail

The prices of other dry fish varieties except maduwa and local sprats have increased and the highest price increase was recorded

for mora by Rs.128.00/kg. Price increase of balaya and aguluwa have recorded as Rs.100.00/kg and Rs.121.00/kg respectively. Price decrease of maduwa has recorded as Rs.42.00/kg.

Compared to the same period of last year, the highest price decrease was recorded for local sprats and kattawa by 11% and 8% respectively. The highest price increase was recorded for mora and balaya by 7% and 5% respectively.

Eggs

Wholesale

Prices of brown and white eggs have decreased by 11% and 13% respectively and their prices ranged Rs.33.00-40.00/egg and Rs.31.00-36.00/egg respectively.

Compared to the same period of last year, the current wholesale prices of both brown and white eggs have decreased by 41% and 43% respectively.

Retail

The prices of both brown and white eggs have decreased by Rs.5.00/egg. The price of a white egg ranges from Rs. 35.00 to Rs. 41.00, while the price of a brown egg

ranges from Rs.36.00 to Rs.42.00. The average prices are Rs.38.00 for white eggs and Rs.39.00 for brown eggs.

Compared to the same period of last year, the prices of both egg varieties have decreased by 40%.

Meat

Retail

The prices of other meat types except mutton and beef have increased and the highest price increase was recorded for Pork by Rs.50.00/kg. Price increase of broiler and curry chicken have recorded as Rs.41.00/kg and Rs.12.00/kg respectively. Price decrease of mutton has recorded as Rs.50.00/kg.

Compared to the same period of las year, the price of other meat types except beef and mutton have decreased and the highest price decrease was recorded for pork by 14%. Price increase of beef and mutton have recorded as 14% and 7% respectively.

EXPLANATORY NOTE

The Food Commodities Bulletin is a weekly publication containing information relating to wholesale and retail prices of selected food commodities in nine selected markets in and around Colombo and main markets in the major producing areas.

The information is analyzed and presented as prevailing prices, price ranges, averages, and a comparison of weekly prices. The changes in prices reported are always with price prevailed during the previous week unless otherwise stated.

The frequency of collection of wholesale price information is twice a week (i.e., Tuesday and Friday) while with retail prices, it is thrice a week (i.e., Friday, Monday, and Tuesday).

Table 01: Selected Markets: Wholesale Price of Rice (Rs/50kg bag)

Week 51: 13 - 19 Dec 2024

LOCATIONS	Rice Varieties													
	Samba 1		Samba 2		Keeri Samba		Nadu 1		Nadu 2		Raw Red		Raw White	
Colombo	11750	12000	11400	11650	12500	13000	11250	11500	11000	11150	10750	11000	10750	11000
Divulapitiya	11850	12000	11750	11750	12750	12750	11350	11700	11250	11250	-	-	10750	10900
Kurunegala	11750	11900	-	-	12750	13000	11450	11450	11250	11250	-	-	10950	10950
Nikaweratiya	11850	12000	11750	11750	12650	12900	11350	11400	-	-	-	-	10750	11000
Badulla	-	-	-	-	12750	12750	-	-	-	-	-	-	-	-
Puttalam	-	-	-	-	-	-	-	-	-	-	-	-	-	-
Dambulla	11750	11900	11350	11400	12800	12900	11350	11400	11250	11400	-	-	11250	11500
Anuradhapura	11750	12000	-	-	12750	12900	11250	11400	-	-	10750	11000	10750	11000
Tambuttegama	12000	12000	11750	11850	12750	12900	11350	11350	-	-	10850	10850	10900	11000
Polonnaruwa	11850	11900	-	-	12850	12900	11350	11350	11100	11100	10850	10850	10850	10850
Kalutara	11900	12250	-	-	12900	13100	11450	11700	-	-	10900	11250	11000	11250
Ampara	12000	12000	-	-	13000	13000	-	-	-	-	-	-	11000	11000
09 Kandy	11750	11900	11250	11300	12750	12900	11350	11400	11000	11200	10850	10900	10850	10900
Moneragala	11750	12000	-	-	12800	12900	-	-	-	-	10900	11000	10900	11000
Kegalle	-	-	-	-	-	-	-	-	-	-	-	-	-	-
Dehiattakandiya	-	-	-	-	-	-	-	-	-	-	-	-	-	-
Hambantota	-	-	-	-	12800	12850	-	-	-	-	11000	11000	11000	11000
Matara	-	-	-	-	12500	12850	-	-	-	-	-	-	-	-
Galle	-	-	-	-	12750	13750	-	-	-	-	-	-	-	-
Meegoda	11850	11950	-	-	12750	13000	11400	11500	-	-	11000	11000	-	-
Tissamaharama	-	-	11250	11750	12750	12900	11500	11500	11250	11250	10900	11000	10900	11000
Embilipitiya	-	-	11500	11500	12900	13000	11250	11250	-	-	11000	11000	11000	11000
Jaffna	11900	12000	-	-	12900	13250	11400	11500	-	-	10900	11000	10800	11000
Vavuniya	-	-	-	-	-	-	-	-	-	-	-	-	-	-
Mannar	11900	12000	-	-	12850	13000	11400	11500	-	-	10750	11000	10750	11000
Killinochchi	11900	12000	-	-	12800	13000	11400	11500	-	-	10900	11000	10900	11000
Mullattivu	12000	12150	-	-	13250	13500	11700	11700	-	-	11150	11250	10700	10750
Batticaloa	-	-	-	-	-	-	-	-	-	-	-	-	-	-
Trincomalee	11750	11900	-	-	12750	13000	11300	11500	-	-	11200	11250	11000	11200
Galenbindunuwew	-	-	-	-	-	-	-	-	-	-	-	-	-	-
Matale	11900	11950	-	-	12800	12900	11400	11450	11250	11350	-	-	10900	10950

Table 02: Selected Markets: Retail Price of Rice (Rs/kg)

Week 51: 13 - 19 Dec 2024

LOCATIONS	Rice Varieties													
	Samba 1		Samba 2		Keeri Samba		Nadu 1		Nadu 2		Raw Red		Raw White	
Colombo	240.00	270.00	-	-	260.00	280.00	240.00	260.00	230.00	230.00	230.00	260.00	220.00	260.00
Gampaha	243.00	243.00	240.00	240.00	260.00	260.00	233.00	233.00	230.00	230.00	-	-	220.00	220.00
Kurunegala	240.00	240.00	-	-	260.00	260.00	233.00	233.00	230.00	230.00	-	-	220.00	220.00
Nikaweratiya	240.00	240.00	240.00	240.00	260.00	260.00	230.00	240.00	230.00	230.00	220.00	220.00	220.00	230.00
Dambulla	240.00	240.00	230.00	235.00	260.00	270.00	230.00	230.00	230.00	230.00	230.00	235.00	225.00	230.00
Anuradhapura	240.00	250.00	-	-	260.00	260.00	-	-	230.00	230.00	220.00	230.00	220.00	230.00
Thambuththegama	245.00	250.00	240.00	240.00	260.00	265.00	-	-	230.00	230.00	225.00	227.00	225.00	230.00
Polonnaruwa	240.00	240.00	-	-	260.00	260.00	230.00	230.00	225.00	230.00	220.00	220.00	220.00	220.00
Kaluthara	240.00	247.00	-	-	260.00	265.00	230.00	240.00	230.00	235.00	220.00	230.00	220.00	230.00
Badulla	-	-	240.00	240.00	260.00	260.00	-	-	230.00	230.00	220.00	240.00	220.00	240.00
Keppetipola	250.00	250.00	240.00	240.00	260.00	270.00	250.00	260.00	-	-	240.00	250.00	260.00	260.00
Moneragala	240.00	250.00	230.00	235.00	260.00	260.00	230.00	230.00	-	-	220.00	230.00	220.00	230.00
Kegalle	240.00	240.00	240.00	240.00	260.00	260.00	230.00	230.00	230.00	230.00	220.00	220.00	220.00	220.00
Ampara	-	-	240.00	240.00	260.00	260.00	-	-	230.00	230.00	-	-	220.00	220.00
Dehiattakandiya	240.00	240.00	-	-	260.00	270.00	230.00	240.00	-	-	-	-	220.00	220.00
Nuwaraeliya	-	-	240.00	240.00	260.00	280.00	255.00	260.00	-	-	250.00	260.00	260.00	260.00
Kandy	240.00	240.00	230.00	232.00	260.00	260.00	230.00	230.00	224.00	225.00	220.00	220.00	220.00	220.00
Puttalam	-	-	-	-	-	-	-	-	-	-	-	-	-	-
Hambantota	-	-	-	-	260.00	260.00	-	-	-	-	230.00	230.00	230.00	235.00
Rathnapura	-	-	-	-	260.00	260.00	230.00	230.00	-	-	220.00	220.00	220.00	230.00
Matara	250.00	260.00	240.00	240.00	260.00	260.00	240.00	245.00	-	-	220.00	240.00	220.00	240.00
Galle	240.00	260.00	-	-	260.00	280.00	250.00	250.00	230.00	230.00	230.00	240.00	240.00	240.00
Tissamaharama	260.00	260.00	230.00	240.00	260.00	265.00	240.00	240.00	230.00	235.00	220.00	230.00	220.00	230.00
Meegoda (DEC)	-	-	240.00	240.00	260.00	260.00	-	-	230.00	230.00	220.00	220.00	-	-
Embilipitiya	-	-	230.00	240.00	260.00	270.00	230.00	230.00	-	-	220.00	240.00	220.00	250.00
Jaffna	242.00	245.00	-	-	263.00	266.00	233.00	235.00	-	-	223.00	226.00	223.00	225.00
Vavuniya	-	-	-	-	-	-	-	-	-	-	-	-	-	-
Mannar	242.00	246.00	-	-	262.00	266.00	233.00	235.00	-	-	224.00	228.00	224.00	226.00
Killinochchi	242.00	245.00	-	-	262.00	265.00	232.00	238.00	-	-	222.00	228.00	223.00	226.00
Mullaittivu	244.00	252.00	-	-	270.00	275.00	242.00	245.00	-	-	228.00	235.00	220.00	220.00
Batticaloa	-	-	-	-	-	-	-	-	-	-	-	-	-	-
Trincomalee	248.00	250.00	-	-	265.00	270.00	236.00	240.00	-	-	234.00	236.00	228.00	232.00
Hanguranketha	250.00	250.00	240.00	240.00	260.00	280.00	245.00	245.00	230.00	235.00	220.00	240.00	222.00	240.00
Veyangoda	240.00	240.00	240.00	240.00	260.00	270.00	230.00	230.00	230.00	230.00	220.00	220.00	220.00	220.00
Galenbindunuwewa	-	-	-	-	-	-	-	-	-	-	-	-	-	-
Bandarawela	-	-	240.00	240.00	260.00	260.00	-	-	230.00	230.00	220.00	220.00	220.00	220.00
Matale	240.00	240.00	-	-	260.00	260.00	230.00	230.00	228.00	230.00	220.00	220.00	220.00	220.00

Table 04: Selected Markets: Wholesale Price of Subsidiary Food (Rs/50kg)

Week 51: 13 - 19 Dec 2024

LOCATION	Dried Chillies	Red Onion		Big Onion	Potato			Pulses		
	Imported	Imported	Local		Imported	Welimada	Nuwara Eliya	Green Gram	Cowpea	Red Dhal
Colombo	32500 - 37500	17500 - 21000	-	9000 - 13000	9500 - 13500	14000 - 15000	15000 - 17500	25000 - 32500	25000 - 32500	13500 - 13750
Kurunegala	36000 - 37000	19500 - 20000	17000 - 17000	11000 - 13500	12000 - 13000	-	17000 - 18000	32500 - 35500	36500 - 37500	14000 - 14500
Nikaweratiya	34500 - 36250	-	15500 - 16000	11000 - 13000	12000 - 12750	-	-	27500 - 32500	32000 - 34500	13500 - 14000
Dehiattakandiya	34500 - 37500	18500 - 22500	-	11000 - 14000	12000 - 13500	-	-	27500 - 30000	27500 - 34500	13600 - 15500
Dambulla (DEC)	34000 - 34500	18000 - 18500	15000 - 17500	8500 - 11000	11000 - 11500	-	16250 - 16500	27500 - 28000	27500 - 28000	13500 - 13750
Anuradhapura	37500 - 41000	18500 - 21000	-	10500 - 13000	12000 - 14000	-	-	31250 - 35000	35000 - 37500	14000 - 14500
Thambuththegama	32500 - 34000	-	15000 - 19500	9000 - 11000	10750 - 12500	14000 - 15000	15000 - 16000	26500 - 27500	33000 - 34000	13750 - 14000
Polonnaruwa	38000 - 39500	19250 - 21250	-	17250 - 17300	12250 - 13250	-	18250 - 19250	28000 - 29500	33000 - 33500	13750 - 14750
Kaluthara	37500 - 38750	23250 - 24000	-	13000 - 14500	12750 - 13250	-	18000 - 19250	33500 - 35000	38000 - 39500	13750 - 14150
Puttalam	-	-	-	-	-	-	-	-	-	-
Kandy	37500 - 39000	18000 - 20000	-	8500 - 11500	11000 - 12500	14500 - 15000	16500 - 17000	30000 - 32500	31000 - 32500	13750 - 14000
Matara	37500 - 39000	20000 - 21500	-	12000 - 15000	13000 - 14500	-	-	29000 - 35000	30000 - 37500	14000 - 14500
Hambantota	35000 - 37500	17500 - 20000	-	10000 - 13000	12500 - 13500	-	18500 - 18500	25000 - 30000	35500 - 39000	14000 - 14150
Kegalle	36500 - 37400	18500 - 19000	-	12000 - 12200	12500 - 12650	-	16900 - 17150	29500 - 30000	34000 - 34850	14000 - 15500
Galle	35000 - 41500	20000 - 24000	-	12500 - 16000	11000 - 14000	-	-	27000 - 35000	35000 - 40000	14000 - 15000
Tissamaharama	35000 - 40000	18000 - 20000	-	11000 - 13000	12000 - 13000	-	16000 - 18000	30000 - 32500	30000 - 32500	14250 - 14500
Meegoda (DEC)	35000 - 36000	19500 - 20500	-	8500 - 12250	10000 - 11250	-	16000 - 17000	28000 - 32500	33500 - 35000	13750 - 14000
Jaffna	35000 - 35500	-	17500 - 18000	16000 - 16500	10500 - 10650	-	-	27000 - 27500	-	14000 - 14250
Vavuniya	-	-	-	-	-	-	-	-	-	-
Mannar	36000 - 37500	-	-	10000 - 12000	13000 - 13500	-	-	29000 - 31000	-	14200 - 14400
Killinochchi	35000 - 37000	-	-	12000 - 13000	10000 - 11000	-	-	27500 - 29000	-	14250 - 14750
Mullattivu	37000 - 39000	-	21000 - 22500	14500 - 16000	11000 - 13000	-	-	32500 - 33500	-	14250 - 14750
Batticaloa	-	-	-	-	-	-	-	-	-	-
Trincomalee	34500 - 35000	-	-	14500 - 15000	10500 - 10750	-	-	29250 - 30000	39250 - 39500	14000 - 14400
Galenbindunuwewa	-	-	-	-	-	-	-	-	-	-
Matale	32500 - 35000	19000 - 20000	-	10000 - 13000	12000 - 12500	-	17000 - 18000	25000 - 30000	30000 - 35000	13750 - 14000

Table 05: Selected Markets: Retail Price of Subsidiary Food Crops (Rs/kg)

Week 51: 13 - 19 Dec 2024

LOCATIONS	Dried Chillies	Red Onion		Big Onion	Potato			Pulses		
	Imported	Imported	Local		Imported	Welimada	Nuwara Eliya	Green Gram	Cowpea	Red Dhal
Colombo	750.00 - 1000.00	400.00 - 560.00	-	250.00 - 360.00	250.00 - 360.00	340.00 - 400.00	400.00 - 480.00	700.00 - 1000.00	700.00 - 1000.00	290.00 - 340.00
Gampaha	800.00 - 900.00	480.00 - 520.00	400.00 - 400.00	300.00 - 360.00	300.00 - 360.00	-	440.00 - 440.00	880.00 - 980.00	960.00 - 980.00	300.00 - 320.00
Kurunegala	850.00 - 900.00	480.00 - 500.00	440.00 - 440.00	320.00 - 340.00	290.00 - 340.00	-	430.00 - 450.00	900.00 - 1000.00	950.00 - 1000.00	300.00 - 320.00
Nikaweratiya	780.00 - 850.00	400.00 - 440.00	-	300.00 - 340.00	250.00 - 300.00	-	-	600.00 - 700.00	725.00 - 850.00	280.00 - 310.00
Dambulla	750.00 - 800.00	440.00 - 460.00	-	260.00 - 280.00	260.00 - 280.00	-	-	650.00 - 680.00	650.00 - 700.00	290.00 - 300.00
Anuradhapura	800.00 - 900.00	400.00 - 560.00	-	240.00 - 320.00	280.00 - 320.00	-	-	650.00 - 800.00	750.00 - 900.00	290.00 - 320.00
Thambuththegama	750.00 - 850.00	-	380.00 - 450.00	260.00 - 320.00	290.00 - 320.00	350.00 - 380.00	-	660.00 - 700.00	750.00 - 800.00	290.00 - 305.00
Polonnaruwa	850.00 - 880.00	400.00 - 440.00	-	350.00 - 370.00	280.00 - 320.00	380.00 - 400.00	400.00 - 420.00	650.00 - 680.00	750.00 - 780.00	290.00 - 320.00
Kaluthara	800.00 - 850.00	530.00 - 570.00	450.00 - 460.00	300.00 - 360.00	300.00 - 350.00	400.00 - 420.00	440.00 - 460.00	700.00 - 750.00	800.00 - 860.00	283.00 - 290.00
Badulla	850.00 - 900.00	480.00 - 520.00	-	360.00 - 380.00	280.00 - 300.00	400.00 - 400.00	400.00 - 440.00	700.00 - 700.00	700.00 - 750.00	300.00 - 340.00
Keppetipola	800.00 - 840.00	430.00 - 450.00	-	240.00 - 260.00	290.00 - 300.00	370.00 - 380.00	-	750.00 - 760.00	760.00 - 780.00	290.00 - 300.00
Moneragala	750.00 - 900.00	480.00 - 520.00	-	250.00 - 360.00	280.00 - 340.00	-	400.00 - 480.00	600.00 - 700.00	600.00 - 700.00	300.00 - 320.00
Kegalle	750.00 - 960.00	440.00 - 450.00	-	300.00 - 320.00	280.00 - 320.00	-	400.00 - 420.00	600.00 - 700.00	700.00 - 740.00	285.00 - 320.00
Ampara	750.00 - 790.00	430.00 - 470.00	-	295.00 - 360.00	300.00 - 320.00	390.00 - 420.00	-	600.00 - 850.00	750.00 - 800.00	280.00 - 285.00
Dehiattakandiya	750.00 - 800.00	400.00 - 500.00	-	220.00 - 300.00	260.00 - 290.00	-	480.00 - 480.00	600.00 - 700.00	650.00 - 750.00	290.00 - 340.00
Nuwaraeliya	800.00 - 850.00	440.00 - 460.00	-	240.00 - 320.00	300.00 - 320.00	-	380.00 - 400.00	700.00 - 760.00	750.00 - 780.00	285.00 - 295.00
Kandy	800.00 - 850.00	500.00 - 520.00	-	320.00 - 360.00	260.00 - 280.00	320.00 - 340.00	380.00 - 400.00	720.00 - 800.00	760.00 - 800.00	296.00 - 320.00
Puttalam	-	-	-	-	-	-	-	-	-	-
Rathnapura	850.00 - 900.00	420.00 - 430.00	-	320.00 - 340.00	300.00 - 320.00	-	-	640.00 - 680.00	730.00 - 800.00	300.00 - 320.00
Hambantota	800.00 - 850.00	440.00 - 500.00	-	250.00 - 320.00	280.00 - 320.00	-	450.00 - 450.00	600.00 - 800.00	800.00 - 900.00	290.00 - 300.00
Matara	790.00 - 850.00	450.00 - 560.00	-	280.00 - 340.00	300.00 - 340.00	-	-	600.00 - 750.00	740.00 - 800.00	300.00 - 320.00
Galle	800.00 - 850.00	450.00 - 560.00	-	280.00 - 360.00	260.00 - 300.00	-	-	560.00 - 800.00	750.00 - 1000.00	290.00 - 320.00
Tissamaharama	750.00 - 900.00	480.00 - 520.00	-	280.00 - 320.00	280.00 - 320.00	380.00 - 400.00	400.00 - 440.00	700.00 - 800.00	750.00 - 850.00	290.00 - 320.00
Meegoda (DEC)	750.00 - 800.00	400.00 - 480.00	-	240.00 - 300.00	250.00 - 300.00	360.00 - 380.00	380.00 - 400.00	630.00 - 750.00	700.00 - 960.00	280.00 - 310.00
Embilipitiya	800.00 - 850.00	-	470.00 - 520.00	270.00 - 300.00	280.00 - 300.00	-	380.00 - 400.00	580.00 - 650.00	700.00 - 800.00	280.00 - 310.00
Jaffna	750.00 - 780.00	420.00 - 420.00	390.00 - 450.00	340.00 - 370.00	250.00 - 260.00	-	-	550.00 - 600.00	-	290.00 - 310.00
Vavuniya	-	-	-	-	-	-	-	-	-	-
Mannar	780.00 - 820.00	-	420.00 - 450.00	240.00 - 300.00	290.00 - 300.00	-	-	660.00 - 700.00	-	300.00 - 310.00
Killinochchi	750.00 - 780.00	-	-	280.00 - 320.00	250.00 - 260.00	-	-	600.00 - 640.00	-	300.00 - 310.00
Mullaittivu	780.00 - 820.00	-	460.00 - 480.00	-	260.00 - 280.00	-	-	680.00 - 700.00	-	290.00 - 300.00
Batticaloa	-	-	-	-	-	-	-	-	-	-
Trincomalee	790.00 - 800.00	-	-	340.00 - 360.00	260.00 - 270.00	-	-	680.00 - 700.00	880.00 - 900.00	298.00 - 305.00
Hanguranketha	750.00 - 840.00	400.00 - 500.00	-	245.00 - 320.00	280.00 - 300.00	-	-	600.00 - 700.00	620.00 - 780.00	280.00 - 285.00
Veyangoda	760.00 - 900.00	440.00 - 520.00	-	240.00 - 360.00	260.00 - 320.00	360.00 - 440.00	400.00 - 520.00	800.00 - 1000.00	800.00 - 1000.00	300.00 - 340.00
Galenbindunuwewa	-	-	-	-	-	-	-	-	-	-
Bandarawela	850.00 - 900.00	400.00 - 440.00	-	260.00 - 300.00	260.00 - 280.00	360.00 - 400.00	-	700.00 - 750.00	750.00 - 850.00	290.00 - 320.00
Matale	750.00 - 800.00	440.00 - 480.00	-	240.00 - 300.00	270.00 - 280.00	-	380.00 - 400.00	600.00 - 700.00	700.00 - 750.00	280.00 - 290.00

Table 06: Selected Markets: Wholesale Price of Vegetables(Rs/kg)

Week 51: 13 - 19 Dec 2024

Locations	Butter Beans	Green Beans	Carrot	Leeks	Beetroot	Knolkhol
Colombo	-	300.00 - 500.00	140.00 - 180.00	250.00 - 320.00	280.00 - 400.00	250.00 - 340.00
Meegoda (DEC)	-	260.00 - 300.00	150.00 - 180.00	260.00 - 290.00	340.00 - 380.00	300.00 - 350.00
Dambulla (DEC)	-	220.00 - 260.00	130.00 - 150.00	250.00 - 300.00	250.00 - 300.00	300.00 - 350.00
Keppetipola (DEC)	-	200.00 - 250.00	120.00 - 140.00	230.00 - 240.00	300.00 - 320.00	330.00 - 350.00
Norochchole (DEC)	-	-	-	-	-	-
Nuwara Eliya	-	230.00 - 260.00	150.00 - 160.00	260.00 - 270.00	260.00 - 280.00	300.00 - 330.00
Kandy	-	250.00 - 280.00	150.00 - 180.00	250.00 - 280.00	280.00 - 300.00	250.00 - 300.00
Hambantota	-	300.00 - 350.00	250.00 - 300.00	300.00 - 350.00	300.00 - 360.00	250.00 - 300.00
Thambuthhegama (DEC)	-	220.00 - 250.00	200.00 - 220.00	280.00 - 320.00	300.00 - 350.00	200.00 - 250.00
Jaffna	-	360.00 - 380.00	200.00 - 220.00	260.00 - 275.00	310.00 - 330.00	-
Bandarawela	-	200.00 - 230.00	140.00 - 160.00	250.00 - 260.00	320.00 - 330.00	320.00 - 340.00
Veyangoda	-	280.00 - 320.00	130.00 - 180.00	250.00 - 280.00	320.00 - 370.00	300.00 - 370.00

Locations	Raddish	Cabbage	Tomato	Ladies Fingers	Brinjal	Capsicum
Colombo	140.00 - 180.00	180.00 - 250.00	280.00 - 550.00	100.00 - 160.00	250.00 - 300.00	450.00 - 700.00
Meegoda (DEC)	100.00 - 130.00	170.00 - 250.00	480.00 - 520.00	130.00 - 170.00	250.00 - 350.00	600.00 - 750.00
Moneragala	150.00 - 160.00	280.00 - 300.00	400.00 - 420.00	120.00 - 150.00	250.00 - 300.00	700.00 - 800.00
Dambulla (DEC)	60.00 - 90.00	180.00 - 220.00	300.00 - 350.00	70.00 - 100.00	260.00 - 320.00	680.00 - 750.00
Keppetipola (DEC)	70.00 - 80.00	140.00 - 150.00	400.00 - 420.00	70.00 - 80.00	200.00 - 220.00	600.00 - 650.00
Norochchole (DEC)	-	-	-	-	-	-
Nuwara Eliya	110.00 - 120.00	200.00 - 210.00	400.00 - 430.00	80.00 - 100.00	240.00 - 260.00	600.00 - 650.00
Kandy	100.00 - 130.00	180.00 - 200.00	300.00 - 320.00	70.00 - 100.00	230.00 - 280.00	600.00 - 650.00
Hambantota	240.00 - 260.00	200.00 - 250.00	250.00 - 300.00	200.00 - 250.00	200.00 - 250.00	650.00 - 750.00
Thambuthhegama (DEC)	100.00 - 130.00	200.00 - 230.00	280.00 - 350.00	60.00 - 80.00	300.00 - 350.00	650.00 - 750.00
Tissamaharama	180.00 - 240.00	200.00 - 240.00	350.00 - 420.00	160.00 - 220.00	280.00 - 300.00	600.00 - 700.00
Jaffna	150.00 - 170.00	280.00 - 300.00	450.00 - 470.00	150.00 - 170.00	610.00 - 630.00	650.00 - 670.00
Bandarawela	110.00 - 120.00	150.00 - 170.00	400.00 - 450.00	-	250.00 - 300.00	600.00 - 680.00
Veyangoda	100.00 - 140.00	180.00 - 230.00	400.00 - 480.00	80.00 - 120.00	260.00 - 370.00	700.00 - 800.00

Locations	Pumpkin	Cucumber	Bitter Gourd	Snake Gourd	Drumstick	Luffa
Colombo	100.00 - 160.00	80.00 - 140.00	550.00 - 650.00	250.00 - 350.00	-	280.00 - 360.00
Meegoda (DEC)	150.00 - 170.00	90.00 - 120.00	550.00 - 650.00	300.00 - 350.00	-	330.00 - 400.00
Moneragala	130.00 - 150.00	160.00 - 180.00	500.00 - 600.00	350.00 - 380.00	-	350.00 - 400.00
Dambulla (DEC)	140.00 - 150.00	60.00 - 80.00	450.00 - 500.00	250.00 - 300.00	-	250.00 - 280.00
Keppetipola (DEC)	130.00 - 140.00	100.00 - 110.00	540.00 - 560.00	280.00 - 300.00	-	260.00 - 270.00
Norochchole (DEC)	-	-	-	-	-	-
Nuwara Eliya	150.00 - 160.00	130.00 - 150.00	560.00 - 580.00	300.00 - 320.00	-	280.00 - 300.00
Kandy	150.00 - 160.00	120.00 - 140.00	480.00 - 520.00	250.00 - 280.00	-	280.00 - 300.00
Hambantota	100.00 - 120.00	120.00 - 150.00	550.00 - 600.00	300.00 - 350.00	-	300.00 - 350.00
Thambuthhegama (DEC)	110.00 - 130.00	70.00 - 90.00	550.00 - 600.00	250.00 - 280.00	-	250.00 - 300.00
Tissamaharama	100.00 - 120.00	150.00 - 180.00	550.00 - 600.00	280.00 - 320.00	-	280.00 - 350.00
Jaffna	90.00 - 110.00	160.00 - 175.00	1450.00 - 1520.00	260.00 - 275.00	1700.00 - 1740.00	-
Bandarawela	140.00 - 160.00	140.00 - 150.00	-	-	-	-
Veyangoda	150.00 - 170.00	100.00 - 140.00	580.00 - 650.00	320.00 - 370.00	-	220.00 - 300.00

Table 06 (Contd.)

	Long Beans	Ash Plantain	Green Chillies	Lime	Sweet Potatoe	Manioc
Colombo	250.00 - 350.00	130.00 - 200.00	800.00 - 1100.00	250.00 - 400.00	100.00 - 130.00	80.00 - 120.00
Meegoda (DEC)	280.00 - 350.00	120.00 - 150.00	950.00 - 1050.00	300.00 - 350.00	90.00 - 110.00	110.00 - 120.00
Moneragala	200.00 - 250.00	60.00 - 80.00	1000.00 - 1100.00	300.00 - 350.00	150.00 - 180.00	60.00 - 80.00
Dambulla (DEC)	280.00 - 300.00	120.00 - 150.00	900.00 - 1000.00	250.00 - 280.00	90.00 - 110.00	70.00 - 80.00
Keppetipola (DEC)	220.00 - 240.00	120.00 - 140.00	850.00 - 900.00	320.00 - 350.00	120.00 - 130.00	90.00 - 100.00
Norochchole (DEC)	-	-	-	-	-	-
Nuwara Eliya	240.00 - 260.00	140.00 - 150.00	950.00 - 1000.00	340.00 - 380.00	130.00 - 140.00	120.00 - 130.00
Kandy	250.00 - 280.00	130.00 - 150.00	850.00 - 900.00	280.00 - 300.00	110.00 - 130.00	80.00 - 90.00
Hambantota	200.00 - 260.00	80.00 - 120.00	1100.00 - 1300.00	300.00 - 350.00	150.00 - 160.00	120.00 - 130.00
Thambuththegama (DEC)	250.00 - 300.00	100.00 - 130.00	800.00 - 950.00	220.00 - 250.00	80.00 - 100.00	70.00 - 90.00
Tissamaharama	180.00 - 220.00	100.00 - 120.00	800.00 - 950.00	400.00 - 450.00	100.00 - 120.00	80.00 - 100.00
Jaffna	500.00 - 530.00	70.00 - 85.00	1040.00 - 1060.00	360.00 - 375.00	120.00 - 130.00	150.00 - 170.00
Bandarawela	-	-	900.00 - 970.00	-	130.00 - 140.00	-
Veyangoda	280.00 - 330.00	140.00 - 170.00	950.00 - 1050.00	300.00 - 330.00	100.00 - 120.00	100.00 - 120.00

Locations	Leafy Vegetables (Rs/bundle)			Coconut (Rs/nut)	
	Mukunuwenna	Kankun	Gotukola	Large	Small
Colombo	50.00 - 60.00	50.00 - 60.00	340.00 - 360.00	160.00 - 170.00	130.00 - 140.00
Meegoda (DEC)	60.00 - 60.00	60.00 - 60.00	270.00 - 280.00	140.00 - 155.00	120.00 - 130.00
Norochchole (DEC)	-	-	-	-	-
Nuwara Eliya	-	-	-	-	-
Dambulla (DEC)	25.00 - 30.00	25.00 - 30.00	125.00 - 130.00	120.00 - 130.00	90.00 - 100.00
Kandy	45.00 - 50.00	45.00 - 50.00	230.00 - 240.00	140.00 - 150.00	110.00 - 120.00
Hambantota	45.00 - 50.00	50.00 - 50.00	180.00 - 240.00	-	-
Thambuththegama (DEC)	-	-	-	130.00 - 140.00	110.00 - 125.00
Tissamaharama	25.00 - 25.00	25.00 - 25.00	-	150.00 - 160.00	100.00 - 130.00
Jaffna	80.00 - 90.00	40.00 - 45.00	210.00 - 220.00	140.00 - 150.00	90.00 - 100.00
Bandarawela	-	-	-	-	-
Veyangoda	40.00 - 45.00	40.00 - 45.00	240.00 - 260.00	-	-

Colombo, Meegoda, Norochchole, Jaffna, Dambulla and Kandy - Gotukola Price Rs/Kg

Table 07: Selected Markets: Retail Price of Vegetables (Rs/kg)

Week 51: 13 - 19 Dec 2024

LOCATIONS	Up Country Varieties																
	Butter Beans		Green Beans		Carrot		Leeks		Beetroot		Knol Khol		Raddish		Cabbage		Tomato
Colombo	-	400.00 - 600.00	200.00 - 400.00	300.00 - 460.00	340.00 - 560.00	350.00 - 550.00	200.00 - 400.00	280.00 - 450.00	400.00 - 650.00								
Gampaha	-	400.00 - 500.00	280.00 - 320.00	280.00 - 320.00	480.00 - 520.00	600.00 - 600.00	240.00 - 280.00	400.00 - 440.00	500.00 - 600.00								
Kurunegala	-	560.00 - 700.00	260.00 - 300.00	360.00 - 400.00	460.00 - 500.00	500.00 - 520.00	260.00 - 300.00	280.00 - 320.00	440.00 - 480.00								
Nikaweratiya	-	320.00 - 400.00	320.00 - 400.00	400.00 - 480.00	400.00 - 480.00	400.00 - 400.00	240.00 - 320.00	360.00 - 400.00	400.00 - 480.00								
Dambulla	-	480.00 - 500.00	280.00 - 300.00	440.00 - 480.00	480.00 - 540.00	-	200.00 - 220.00	340.00 - 380.00	460.00 - 500.00								
Anuradhapura	-	400.00 - 480.00	320.00 - 400.00	400.00 - 480.00	440.00 - 600.00	-	240.00 - 320.00	320.00 - 400.00	480.00 - 600.00								
Thambuththegama	-	350.00 - 400.00	280.00 - 350.00	400.00 - 450.00	450.00 - 500.00	300.00 - 350.00	180.00 - 220.00	300.00 - 380.00	450.00 - 500.00								
Polonnaruwa	-	480.00 - 520.00	300.00 - 330.00	400.00 - 440.00	320.00 - 350.00	500.00 - 560.00	160.00 - 200.00	260.00 - 300.00	600.00 - 640.00								
Kaluthara	-	480.00 - 600.00	250.00 - 350.00	380.00 - 450.00	450.00 - 550.00	400.00 - 500.00	240.00 - 300.00	300.00 - 380.00	600.00 - 650.00								
Badulla	-	300.00 - 350.00	300.00 - 320.00	400.00 - 400.00	400.00 - 480.00	360.00 - 460.00	240.00 - 240.00	320.00 - 320.00	350.00 - 400.00								
Keppetipola	-	280.00 - 320.00	180.00 - 200.00	280.00 - 300.00	360.00 - 380.00	360.00 - 380.00	120.00 - 140.00	200.00 - 220.00	460.00 - 480.00								
Moneragala	-	400.00 - 440.00	280.00 - 320.00	400.00 - 480.00	520.00 - 600.00	-	200.00 - 240.00	360.00 - 400.00	520.00 - 600.00								
Kegalle	-	440.00 - 480.00	320.00 - 360.00	440.00 - 480.00	420.00 - 480.00	320.00 - 360.00	280.00 - 320.00	360.00 - 400.00	480.00 - 520.00								
Ampara	-	360.00 - 400.00	300.00 - 320.00	380.00 - 420.00	380.00 - 420.00	-	240.00 - 280.00	300.00 - 320.00	440.00 - 600.00								
Dehiattakandiya	-	400.00 - 480.00	300.00 - 320.00	400.00 - 480.00	360.00 - 480.00	380.00 - 400.00	240.00 - 300.00	300.00 - 320.00	480.00 - 520.00								
Nuwaraeliya	-	340.00 - 360.00	250.00 - 260.00	360.00 - 380.00	360.00 - 380.00	380.00 - 400.00	220.00 - 240.00	300.00 - 320.00	500.00 - 520.00								
Kandy	-	400.00 - 450.00	240.00 - 280.00	400.00 - 450.00	480.00 - 500.00	450.00 - 480.00	200.00 - 240.00	260.00 - 300.00	500.00 - 600.00								
Puttalam	-	-	-	-	-	-	-	-	-								
Hambantota	-	400.00 - 420.00	320.00 - 400.00	400.00 - 420.00	400.00 - 420.00	400.00 - 420.00	300.00 - 360.00	300.00 - 320.00	400.00 - 500.00								
Rathnapura	-	320.00 - 480.00	280.00 - 280.00	350.00 - 400.00	320.00 - 400.00	320.00 - 350.00	200.00 - 240.00	280.00 - 320.00	480.00 - 520.00								
Matara	-	400.00 - 600.00	280.00 - 320.00	400.00 - 480.00	460.00 - 560.00	400.00 - 400.00	280.00 - 320.00	300.00 - 360.00	440.00 - 600.00								
Galle	-	560.00 - 600.00	280.00 - 300.00	360.00 - 400.00	480.00 - 600.00	-	240.00 - 280.00	320.00 - 400.00	480.00 - 600.00								
Tissamaharama	-	460.00 - 480.00	260.00 - 300.00	380.00 - 420.00	400.00 - 460.00	400.00 - 480.00	280.00 - 320.00	320.00 - 360.00	480.00 - 500.00								
Meegoda (DEC)	-	320.00 - 400.00	250.00 - 320.00	320.00 - 480.00	480.00 - 600.00	560.00 - 600.00	240.00 - 280.00	320.00 - 400.00	600.00 - 650.00								
Embilipitiya	-	480.00 - 600.00	280.00 - 320.00	320.00 - 400.00	400.00 - 480.00	-	280.00 - 320.00	320.00 - 400.00	600.00 - 650.00								
Jaffna	-	400.00 - 450.00	250.00 - 290.00	300.00 - 350.00	350.00 - 400.00	-	220.00 - 250.00	330.00 - 380.00	500.00 - 550.00								
Vavuniya	-	-	-	-	-	-	-	-	-								
Mannar	-	720.00 - 800.00	350.00 - 400.00	-	500.00 - 550.00	-	160.00 - 200.00	400.00 - 450.00	550.00 - 600.00								
Killinochchi	-	450.00 - 500.00	400.00 - 450.00	440.00 - 460.00	350.00 - 400.00	-	340.00 - 360.00	380.00 - 420.00	460.00 - 500.00								
Mullaittivu	-	500.00 - 600.00	360.00 - 400.00	400.00 - 450.00	380.00 - 420.00	-	280.00 - 320.00	380.00 - 450.00	380.00 - 450.00								
Batticaloa	-	-	-	-	-	-	-	-	-								
Trincomalee	-	640.00 - 700.00	275.00 - 290.00	360.00 - 370.00	380.00 - 400.00	-	255.00 - 260.00	330.00 - 340.00	420.00 - 440.00								
Hanguranketha	-	320.00 - 360.00	200.00 - 240.00	280.00 - 320.00	320.00 - 320.00	-	120.00 - 140.00	240.00 - 280.00	360.00 - 370.00								
Veyangoda	-	360.00 - 480.00	200.00 - 280.00	320.00 - 400.00	360.00 - 480.00	400.00 - 520.00	160.00 - 240.00	280.00 - 360.00	480.00 - 640.00								
Galenbindunuwewa	-	-	-	-	-	-	-	-	-								
Bandarawela	-	300.00 - 340.00	200.00 - 240.00	280.00 - 320.00	360.00 - 400.00	360.00 - 400.00	160.00 - 200.00	200.00 - 260.00	450.00 - 480.00								
Matale	-	320.00 - 400.00	240.00 - 320.00	400.00 - 480.00	360.00 - 400.00	-	160.00 - 200.00	320.00 - 360.00	480.00 - 560.00								

Table 07 (Contd.)

LOCATIONS	Low Country Varieties											
	Ladies Fingers	Brinjal	Capsicum	Pumpkin	Cucumber	Bitter Gourd	Snake Gourd	Drumstick	Luffa	Long Beans		
Colombo	200.00 - 360.00	320.00 - 500.00	550.00 - 1100.00	160.00 - 260.00	160.00 - 320.00	650.00 - 1000.00	350.00 - 480.00	800.00 - 1200.00	320.00 - 550.00	380.00 - 480.00		
Gampaha	320.00 - 380.00	440.00 - 480.00	1200.00 - 1200.00	200.00 - 240.00	240.00 - 280.00	800.00 - 840.00	480.00 - 560.00	-	480.00 - 520.00	400.00 - 480.00		
Kurunegala	280.00 - 320.00	440.00 - 480.00	960.00 - 1100.00	240.00 - 260.00	220.00 - 280.00	800.00 - 880.00	470.00 - 500.00	-	440.00 - 500.00	420.00 - 450.00		
Nikaweratiya	160.00 - 200.00	400.00 - 400.00	600.00 - 800.00	200.00 - 240.00	200.00 - 240.00	680.00 - 800.00	360.00 - 400.00	-	360.00 - 400.00	320.00 - 400.00		
Dambulla	200.00 - 220.00	440.00 - 480.00	900.00 - 1000.00	260.00 - 280.00	200.00 - 240.00	760.00 - 800.00	380.00 - 400.00	-	400.00 - 460.00	380.00 - 400.00		
Anuradhapura	200.00 - 280.00	440.00 - 520.00	900.00 - 1000.00	200.00 - 280.00	200.00 - 280.00	760.00 - 880.00	360.00 - 400.00	-	360.00 - 480.00	400.00 - 480.00		
Thambuthhegama	180.00 - 220.00	440.00 - 500.00	850.00 - 1000.00	200.00 - 250.00	180.00 - 250.00	800.00 - 900.00	400.00 - 450.00	-	460.00 - 550.00	360.00 - 450.00		
Polonnaruwa	180.00 - 220.00	450.00 - 480.00	850.00 - 900.00	200.00 - 220.00	200.00 - 260.00	600.00 - 680.00	400.00 - 450.00	-	440.00 - 460.00	320.00 - 360.00		
Kaluthara	360.00 - 380.00	400.00 - 480.00	800.00 - 940.00	300.00 - 320.00	200.00 - 260.00	650.00 - 780.00	450.00 - 550.00	1100.00 - 1200.00	400.00 - 520.00	400.00 - 480.00		
Badulla	240.00 - 240.00	320.00 - 320.00	800.00 - 800.00	200.00 - 240.00	240.00 - 240.00	580.00 - 600.00	400.00 - 480.00	-	380.00 - 400.00	320.00 - 320.00		
Keppetipola	150.00 - 180.00	260.00 - 300.00	750.00 - 800.00	180.00 - 200.00	160.00 - 180.00	600.00 - 650.00	340.00 - 360.00	-	320.00 - 340.00	280.00 - 320.00		
Moneragala	200.00 - 280.00	400.00 - 480.00	800.00 - 1000.00	200.00 - 240.00	200.00 - 240.00	600.00 - 800.00	400.00 - 480.00	-	400.00 - 520.00	320.00 - 400.00		
Kegalle	200.00 - 240.00	480.00 - 520.00	950.00 - 1000.00	200.00 - 240.00	280.00 - 320.00	850.00 - 900.00	440.00 - 480.00	500.00 - 560.00	360.00 - 400.00	440.00 - 480.00		
Ampara	180.00 - 240.00	440.00 - 460.00	960.00 - 980.00	200.00 - 240.00	220.00 - 240.00	580.00 - 600.00	320.00 - 400.00	-	360.00 - 380.00	360.00 - 400.00		
Dehiattakandiya	200.00 - 320.00	320.00 - 400.00	720.00 - 800.00	200.00 - 240.00	200.00 - 200.00	600.00 - 880.00	380.00 - 400.00	-	300.00 - 480.00	300.00 - 480.00		
Nuwaraeliya	160.00 - 180.00	340.00 - 360.00	750.00 - 800.00	260.00 - 280.00	240.00 - 260.00	660.00 - 680.00	400.00 - 420.00	-	380.00 - 400.00	340.00 - 360.00		
Kandy	140.00 - 160.00	450.00 - 480.00	850.00 - 900.00	200.00 - 240.00	160.00 - 180.00	600.00 - 640.00	320.00 - 360.00	-	360.00 - 400.00	360.00 - 400.00		
Puttalam	-	-	-	-	-	-	-	-	-	-		
Rathnapura	220.00 - 240.00	280.00 - 320.00	800.00 - 1000.00	220.00 - 250.00	150.00 - 240.00	600.00 - 680.00	240.00 - 280.00	-	440.00 - 480.00	250.00 - 300.00		
Hambantota	300.00 - 320.00	300.00 - 320.00	800.00 - 900.00	160.00 - 200.00	200.00 - 240.00	800.00 - 900.00	400.00 - 420.00	-	400.00 - 480.00	300.00 - 400.00		
Matara	240.00 - 320.00	320.00 - 400.00	900.00 - 1100.00	160.00 - 200.00	200.00 - 250.00	720.00 - 800.00	480.00 - 600.00	-	480.00 - 560.00	400.00 - 480.00		
Galle	240.00 - 300.00	380.00 - 420.00	900.00 - 1200.00	160.00 - 220.00	180.00 - 280.00	560.00 - 600.00	400.00 - 500.00	-	400.00 - 480.00	360.00 - 460.00		
Tissamaharama	240.00 - 280.00	340.00 - 360.00	750.00 - 850.00	180.00 - 200.00	240.00 - 260.00	600.00 - 650.00	360.00 - 380.00	-	420.00 - 460.00	260.00 - 280.00		
Meegoda (DEC)	240.00 - 360.00	360.00 - 480.00	800.00 - 1000.00	200.00 - 280.00	240.00 - 240.00	800.00 - 960.00	480.00 - 560.00	-	480.00 - 560.00	400.00 - 480.00		
Embilipitiya	240.00 - 280.00	320.00 - 400.00	950.00 - 1000.00	240.00 - 280.00	140.00 - 160.00	650.00 - 720.00	320.00 - 400.00	-	350.00 - 400.00	300.00 - 360.00		
Jaffna	200.00 - 250.00	650.00 - 700.00	700.00 - 750.00	150.00 - 170.00	220.00 - 250.00	1600.00 - 1680.00	300.00 - 350.00	1780.00 - 1850.00	-	550.00 - 600.00		
Vavuniya	-	-	-	-	-	-	-	-	-	-		
Mannar	200.00 - 250.00	550.00 - 600.00	960.00 - 1040.00	200.00 - 240.00	180.00 - 220.00	900.00 - 960.00	500.00 - 550.00	-	-	550.00 - 600.00		
Killinochchi	240.00 - 260.00	600.00 - 650.00	750.00 - 800.00	200.00 - 220.00	200.00 - 220.00	1500.00 - 1600.00	440.00 - 460.00	-	-	550.00 - 600.00		
Mullaittivu	200.00 - 250.00	600.00 - 650.00	950.00 - 1100.00	320.00 - 350.00	180.00 - 200.00	900.00 - 1000.00	320.00 - 360.00	950.00 - 1200.00	-	500.00 - 550.00		
Batticaloa	-	-	-	-	-	-	-	-	-	-		
Trincomalee	330.00 - 345.00	470.00 - 480.00	830.00 - 850.00	190.00 - 200.00	220.00 - 230.00	700.00 - 750.00	320.00 - 340.00	900.00 - 950.00	320.00 - 330.00	450.00 - 460.00		
Hanguranketha	120.00 180.00	260.00 280.00	640.00 760.00	180.00 200.00	150.00 180.00	600.00 - 640.00	260.00 340.00	-	300.00 320.00	300.00 320.00		
Veyangoda	180.00 - 240.00	360.00 - 480.00	800.00 - 1080.00	200.00 - 320.00	160.00 - 280.00	680.00 - 880.00	360.00 - 520.00	-	360.00 - 520.00	360.00 - 520.00		
Galenbindunuwewa	-	-	-	-	-	-	-	-	-	-		
Bandarawela	180.00 - 240.00	280.00 - 340.00	780.00 - 900.00	180.00 - 240.00	180.00 - 220.00	600.00 - 700.00	360.00 - 400.00	-	360.00 - 400.00	280.00 - 320.00		
Matale	160.00 - 200.00	400.00 - 440.00	800.00 - 1000.00	200.00 - 240.00	160.00 - 200.00	640.00 - 720.00	360.00 - 400.00	-	320.00 - 400.00	360.00 - 400.00		

Table 07 (Contd.)

LOCATIONS	Low Country Varieties					Leafy Vegetable			Coconut (Rs/nut)	
	Ash Plantain	Green Chillies	Lime	Sweet Potato	Manioc	Mukunuwenna	Kankun	Gotukola	Large	Small
Colombo	180.00 - 320.00	900.00 - 1200.00	450.00 - 850.00	160.00 - 320.00	150.00 - 220.00	70.00 - 100.00	60.00 - 100.00	160.00 - 200.00	170.00 - 200.00	150.00 - 160.00
Gampaha	240.00 - 280.00	1400.00 - 1500.00	600.00 - 800.00	280.00 - 280.00	200.00 - 200.00	70.00 - 70.00	70.00 - 70.00	90.00 - 90.00	160.00 - 180.00	-
Kurunegala	260.00 - 300.00	1300.00 - 1400.00	800.00 - 900.00	200.00 - 270.00	180.00 - 220.00	70.00 - 70.00	70.00 - 70.00	70.00 - 70.00	180.00 - 180.00	160.00 - 165.00
Nikaweratiya	240.00 - 280.00	1200.00 - 1300.00	-	160.00 - 200.00	160.00 - 160.00	50.00 - 50.00	50.00 - 50.00	150.00 - 150.00	140.00 - 160.00	110.00 - 130.00
Dambulla	220.00 - 240.00	1400.00 - 1500.00	500.00 - 550.00	200.00 - 220.00	180.00 - 200.00	50.00 - 60.00	50.00 - 80.00	60.00 - 60.00	160.00 - 170.00	120.00 - 130.00
Anuradhapura	240.00 - 320.00	1200.00 - 1400.00	400.00 - 600.00	200.00 - 240.00	200.00 - 240.00	60.00 - 70.00	60.00 - 70.00	60.00 - 70.00	150.00 - 180.00	120.00 - 140.00
Thambuththegama	200.00 - 250.00	1150.00 - 1260.00	350.00 - 380.00	200.00 - 220.00	150.00 - 180.00	-	-	-	150.00 - 160.00	125.00 - 130.00
Polonnaruwa	240.00 - 260.00	1000.00 - 1300.00	550.00 - 600.00	200.00 - 220.00	150.00 - 180.00	50.00 - 60.00	50.00 - 50.00	50.00 - 50.00	170.00 - 180.00	150.00 - 160.00
Kaluthara	300.00 - 350.00	1450.00 - 1600.00	700.00 - 900.00	180.00 - 200.00	160.00 - 200.00	80.00 - 100.00	80.00 - 100.00	100.00 - 120.00	180.00 - 200.00	160.00 - 170.00
Badulla	200.00 - 240.00	1000.00 - 1200.00	500.00 - 600.00	-	160.00 - 180.00	80.00 - 80.00	80.00 - 80.00	100.00 - 100.00	160.00 - 170.00	130.00 - 150.00
Keppetipola	180.00 - 200.00	1100.00 - 1250.00	400.00 - 450.00	170.00 - 200.00	170.00 - 200.00	30.00 - 40.00	30.00 - 40.00	30.00 - 35.00	160.00 - 170.00	130.00 - 150.00
Moneragala	100.00 - 120.00	1500.00 - 1600.00	400.00 - 480.00	200.00 - 280.00	100.00 - 120.00	60.00 - 80.00	60.00 - 80.00	70.00 - 80.00	150.00 - 170.00	120.00 - 130.00
Kegalle	280.00 - 320.00	1450.00 - 1500.00	450.00 - 500.00	220.00 - 260.00	180.00 - 200.00	70.00 - 80.00	70.00 - 80.00	50.00 - 60.00	160.00 - 170.00	140.00 - 150.00
Ampara	250.00 - 260.00	1400.00 - 1500.00	700.00 - 800.00	180.00 - 200.00	140.00 - 150.00	60.00 - 60.00	60.00 - 60.00	150.00 - 150.00	-	100.00 - 130.00
Dehiattakandiya	150.00 - 280.00	1200.00 - 1500.00	400.00 - 600.00	160.00 - 200.00	150.00 - 160.00	50.00 - 70.00	50.00 - 70.00	50.00 - 70.00	140.00 - 150.00	100.00 - 130.00
Nuwaraeliya	240.00 - 260.00	1200.00 - 1400.00	460.00 - 480.00	260.00 - 280.00	200.00 - 220.00	50.00 - 60.00	50.00 - 60.00	40.00 - 50.00	160.00 - 170.00	150.00 - 155.00
Kandy	160.00 - 200.00	1200.00 - 1300.00	500.00 - 600.00	160.00 - 200.00	160.00 - 200.00	60.00 - 70.00	60.00 - 70.00	45.00 - 50.00	160.00 - 170.00	130.00 - 140.00
Puttalam	-	-	-	-	-	-	-	-	-	-
Rathnapura	180.00 - 250.00	850.00 - 900.00	400.00 - 600.00	150.00 - 220.00	120.00 - 160.00	80.00 - 80.00	80.00 - 80.00	100.00 - 100.00	180.00 - 200.00	120.00 - 150.00
Hambanthota	150.00 - 180.00	1300.00 - 1400.00	500.00 - 550.00	200.00 - 240.00	150.00 - 200.00	60.00 - 60.00	60.00 - 60.00	80.00 - 100.00	170.00 - 180.00	150.00 - 160.00
Matara	180.00 - 200.00	1100.00 - 1200.00	500.00 - 600.00	180.00 - 220.00	160.00 - 200.00	50.00 - 60.00	50.00 - 60.00	90.00 - 110.00	170.00 - 180.00	150.00 - 165.00
Galle	200.00 - 240.00	1000.00 - 1200.00	500.00 - 600.00	200.00 - 240.00	160.00 - 200.00	50.00 - 60.00	50.00 - 50.00	80.00 - 100.00	160.00 - 180.00	130.00 - 140.00
Tissamaharama	160.00 - 180.00	1000.00 - 1200.00	450.00 - 500.00	220.00 - 240.00	180.00 - 200.00	50.00 - 60.00	50.00 - 60.00	80.00 - 100.00	170.00 - 180.00	120.00 - 140.00
Meegoda (DEC)	240.00 - 300.00	1300.00 - 1500.00	480.00 - 600.00	180.00 - 240.00	150.00 - 200.00	80.00 - 80.00	80.00 - 80.00	100.00 - 120.00	160.00 - 180.00	120.00 - 150.00
Embilipitiya	150.00 - 200.00	1200.00 - 1250.00	350.00 - 420.00	120.00 - 140.00	140.00 - 160.00	60.00 - 80.00	50.00 - 70.00	70.00 - 100.00	150.00 - 180.00	110.00 - 140.00
Jaffna	100.00 - 150.00	1100.00 - 1200.00	400.00 - 450.00	150.00 - 200.00	200.00 - 240.00	100.00 - 130.00	50.00 - 60.00	80.00 - 100.00	180.00 - 200.00	120.00 - 130.00
Vavuniya	-	-	-	-	-	-	-	-	-	-
Mannar	240.00 - 260.00	1200.00 - 1400.00	500.00 - 650.00	160.00 - 200.00	180.00 - 220.00	50.00 - 60.00	50.00 - 60.00	50.00 - 60.00	170.00 - 180.00	130.00 - 140.00
Killinochchi	240.00 - 260.00	950.00 - 1000.00	400.00 - 450.00	240.00 - 260.00	180.00 - 220.00	60.00 - 70.00	50.00 - 60.00	50.00 - 55.00	150.00 - 170.00	100.00 - 120.00
Mullaittivu	220.00 - 240.00	950.00 - 1000.00	600.00 - 650.00	240.00 - 250.00	200.00 - 240.00	50.00 - 60.00	75.00 - 80.00	75.00 - 100.00	-	130.00 - 135.00
Batticaloa	-	-	-	-	-	-	-	-	-	-
Trincomalee	320.00 330.00	1200.00 1400.00	850.00 900.00	245.00 250.00	230.00 240.00	65.00 70.00	70.00 75.00	50.00 55.00	175.00 180.00	135.00 140.00
Hanguranketha	200.00 - 260.00	1000.00 - 1000.00	350.00 - 500.00	140.00 - 180.00	160.00 - 160.00	35.00 - 40.00	35.00 - 40.00	40.00 - 40.00	150.00 - 175.00	120.00 - 145.00
Veyangoda	200.00 - 280.00	1000.00 - 1200.00	360.00 - 520.00	160.00 - 220.00	160.00 - 240.00	60.00 - 70.00	60.00 - 70.00	100.00 - 120.00	160.00 - 200.00	130.00 - 150.00
Galenbindunuwewa	-	-	-	-	-	-	-	-	-	-
Bandarawela	200.00 - 220.00	980.00 - 1100.00	600.00 - 700.00	200.00 - 240.00	150.00 - 200.00	70.00 - 80.00	70.00 - 80.00	80.00 - 100.00	160.00 - 170.00	140.00 - 150.00
Matale	200.00 - 240.00	1200.00 - 1400.00	400.00 - 500.00	160.00 - 200.00	140.00 - 160.00	50.00 - 60.00	50.00 - 60.00	50.00 - 60.00	150.00 - 170.00	120.00 - 130.00

Table 08: Selected Markets: Retail Price of Fruits (Rs/each & Rs/kg)

Week 51: 13 - 19 Dec 2024

18

LOCATIONS	Banana					Pineapple			Mango	
	Ambul (Rs/kg)	Kolikuttu (Rs/kg)	Seeni (Rs/kg)	Anamalu	Ambun	Large	Medium	Small	Betti	Karthakolomban
Colombo	100.00 - 220.00	250.00 - 400.00	150.00 - 250.00	28.00 - 50.00	50.00 - 70.00	450.00 - 670.00	350.00 - 520.00	280.00 - 420.00	-	130.00 - 230.00
Gampaha	130.00 - 180.00	280.00 - 300.00	180.00 - 200.00	-	40.00 - 60.00	550.00 - 550.00	400.00 - 420.00	300.00 - 350.00	-	-
Kurunegala	160.00 - 200.00	300.00 - 350.00	140.00 - 160.00	-	60.00 - 70.00	-	500.00 - 550.00	-	-	100.00 - 100.00
Nikaweratiya	140.00 - 160.00	320.00 - 340.00	130.00 - 150.00	-	50.00 - 58.00	-	350.00 - 400.00	-	-	75.00 - 87.00
Dambulla	150.00 - 180.00	360.00 - 400.00	160.00 - 200.00	-	50.00 - 54.00	600.00 - 700.00	450.00 - 500.00	200.00 - 250.00	-	70.00 - 80.00
Anuradhapura	150.00 - 200.00	300.00 - 400.00	160.00 - 200.00	28.00 - 35.00	43.00 - 50.00	650.00 - 800.00	450.00 - 500.00	300.00 - 350.00	-	75.00 - 100.00
Thambuththegama	140.00 - 150.00	320.00 - 350.00	150.00 - 180.00	28.00 - 35.00	46.00 - 50.00	500.00 - 550.00	400.00 - 450.00	300.00 - 350.00	-	250.00 - 300.00
Polonnaruwa	180.00 - 220.00	350.00 - 400.00	160.00 - 200.00	48.00 - 55.00	-	850.00 - 920.00	500.00 - 550.00	300.00 - 350.00	-	60.00 - 80.00
Kaluthara	160.00 - 200.00	300.00 - 350.00	180.00 - 200.00	56.00 - 58.00	56.00 - 60.00	450.00 - 500.00	360.00 - 400.00	250.00 - 280.00	-	95.00 - 120.00
Badulla	160.00 - 160.00	380.00 - 400.00	150.00 - 160.00	28.00 - 28.00	35.00 - 40.00	-	450.00 - 500.00	-	-	50.00 - 60.00
Keppetipola	160.00 - 170.00	340.00 - 350.00	140.00 - 150.00	30.00 - 35.00	50.00 - 54.00	-	440.00 - 460.00	340.00 - 360.00	-	60.00 - 70.00
Moneragala	120.00 - 130.00	250.00 - 300.00	80.00 - 100.00	15.00 - 20.00	20.00 - 25.00	840.00 - 900.00	705.00 - 750.00	-	-	50.00 - 70.00
Kegalle	150.00 - 180.00	300.00 - 400.00	160.00 - 180.00	20.00 - 25.00	20.00 - 25.00	700.00 - 750.00	400.00 - 500.00	250.00 - 350.00	-	90.00 - 110.00
Ampara	130.00 - 140.00	250.00 - 250.00	120.00 - 120.00	30.00 - 32.00	42.00 - 45.00	450.00 - 480.00	-	-	-	75.00 - 80.00
Dehiattakandiya	150.00 - 200.00	300.00 - 350.00	130.00 - 180.00	-	46.00 - 56.00	700.00 - 750.00	500.00 - 600.00	300.00 - 400.00	-	50.00 - 70.00
Nuwaraeliya	170.00 - 190.00	350.00 - 360.00	150.00 - 160.00	35.00 - 38.00	54.00 - 56.00	-	460.00 - 480.00	360.00 - 380.00	-	60.00 - 80.00
Kandy	160.00 - 180.00	350.00 - 400.00	170.00 - 200.00	22.00 - 25.00	35.00 - 40.00	700.00 - 750.00	400.00 - 450.00	280.00 - 300.00	-	80.00 - 120.00
Puttalam	-	-	-	-	-	-	-	-	-	-
Rathnapura	150.00 - 200.00	400.00 - 500.00	100.00 - 200.00	25.00 - 28.00	40.00 - 50.00	560.00 - 700.00	400.00 - 450.00	320.00 - 360.00	-	100.00 - 150.00
Hambantota	100.00 - 120.00	250.00 - 300.00	120.00 - 150.00	-	-	600.00 - 650.00	500.00 - 550.00	350.00 - 450.00	-	90.00 - 100.00
Matara	100.00 - 120.00	250.00 - 280.00	130.00 - 150.00	23.00 - 24.00	33.00 - 35.00	720.00 - 760.00	600.00 - 650.00	350.00 - 380.00	-	130.00 - 150.00
Galle	100.00 - 140.00	300.00 - 320.00	160.00 - 180.00	30.00 - 32.00	33.00 - 35.00	580.00 - 620.00	450.00 - 500.00	-	-	80.00 - 100.00
Tissamaharama	90.00 - 120.00	230.00 - 260.00	110.00 - 120.00	32.00 - 35.00	43.00 - 46.00	650.00 - 680.00	490.00 - 520.00	390.00 - 420.00	-	75.00 - 80.00
Meegoda (DEC)	140.00 - 160.00	260.00 - 300.00	160.00 - 180.00	32.00 - 44.00	44.00 - 52.00	595.00 - 680.00	455.00 - 520.00	350.00 - 400.00	-	80.00 - 100.00
Embilipitiya	60.00 - 80.00	200.00 - 250.00	100.00 - 120.00	20.00 - 25.00	25.00 - 30.00	600.00 - 650.00	500.00 - 550.00	400.00 - 450.00	-	130.00 - 150.00
Jaffna	80.00 - 120.00	220.00 - 250.00	70.00 - 80.00	-	-	700.00 - 750.00	600.00 - 650.00	450.00 - 520.00	-	70.00 - 100.00
Vavuniya	-	-	-	-	-	-	-	-	-	-
Mannar	150.00 - 160.00	300.00 - 320.00	140.00 - 160.00	26.00 - 30.00	-	540.00 - 580.00	450.00 - 480.00	320.00 - 380.00	-	100.00 - 120.00
Killinochchi	100.00 - 120.00	250.00 - 270.00	100.00 - 120.00	32.00 - 34.00	32.00 - 34.00	650.00 - 700.00	550.00 - 600.00	450.00 - 500.00	-	80.00 - 100.00
Mullaittivu	140.00 - 150.00	360.00 - 380.00	150.00 - 150.00	30.00 - 35.00	35.00 - 40.00	-	400.00 - 450.00	-	-	90.00 - 100.00
Batticaloa	-	-	-	-	-	-	-	-	-	-
Trincomalee	140.00 - 150.00	420.00 - 440.00	130.00 - 140.00	-	-	735.00 - 750.00	620.00 - 640.00	460.00 - 480.00	-	140.00 - 150.00
Veyangoda	160.00 - 200.00	270.00 - 300.00	160.00 - 200.00	46.00 - 48.00	46.00 - 50.00	680.00 - 750.00	520.00 - 580.00	400.00 - 440.00	-	133.00 - 145.00
Galenbindunuwewa	-	-	-	-	-	-	-	-	-	-
Bandarawela	160.00 - 190.00	350.00 - 400.00	160.00 - 200.00	25.00 - 30.00	45.00 - 50.00	600.00 - 620.00	550.00 - 550.00	420.00 - 450.00	-	90.00 - 140.00
Matale	150.00 - 160.00	350.00 - 380.00	170.00 - 180.00	32.00 - 33.00	42.00 - 45.00	600.00 - 650.00	460.00 - 480.00	280.00 - 360.00	-	100.00 - 120.00

Table 08 (Contd.)

LOCATIONS	Mango				Other Fruits							
	Vilad		Kohu		Papaw (Rs/kg)	Passion	Wood Apple	Orange	Avocado	Slime Apple	Grapes (Rs/kg)	King Coconut
Colombo	80.00 - 100.00	-	-	-	200.00 - 380.00	35.00 - 80.00	40.00 - 100.00	140.00 - 240.00	360.00 - 670.00	70.00 - 140.00	1600.00 - 2200.00	160.00 - 200.00
Gampaha	-	-	-	-	250.00 - 300.00	-	50.00 - 52.00	150.00 - 150.00	-	65.00 - 65.00	1800.00 - 1800.00	140.00 - 150.00
Kurunegala	-	-	-	-	200.00 - 250.00	-	-	150.00 - 175.00	-	-	1600.00 - 2000.00	150.00 - 150.00
Nikaweratiya	-	-	-	-	220.00 - 230.00	30.00 - 30.00	25.00 - 25.00	-	-	100.00 - 100.00	2300.00 - 2500.00	150.00 - 180.00
Dambulla	30.00 - 40.00	20.00 - 25.00	-	-	180.00 - 200.00	35.00 - 45.00	60.00 - 80.00	100.00 - 100.00	-	80.00 - 100.00	2400.00 - 2500.00	150.00 - 160.00
Anuradhapura	-	-	-	-	150.00 - 250.00	-	50.00 - 60.00	-	-	80.00 - 120.00	2000.00 - 2600.00	150.00 - 180.00
Thambuththegama	38.00 - 42.00	-	-	-	200.00 - 250.00	35.00 - 40.00	40.00 - 42.00	-	-	-	-	150.00 - 150.00
Polonnaruwa	-	-	-	-	150.00 - 200.00	30.00 - 40.00	40.00 - 50.00	-	-	-	2800.00 - 3000.00	150.00 - 200.00
Kaluthara	-	-	-	-	280.00 - 300.00	90.00 - 90.00	50.00 - 55.00	180.00 - 200.00	-	80.00 - 100.00	1800.00 - 2200.00	140.00 - 160.00
Badulla	-	15.00 - 20.00	-	-	200.00 - 220.00	38.00 - 38.00	40.00 - 50.00	-	-	52.00 - 56.00	2000.00 - 2000.00	200.00 - 200.00
Keppetipola	35.00 - 40.00	18.00 - 22.00	-	-	200.00 - 230.00	42.00 - 50.00	50.00 - 55.00	100.00 - 110.00	-	65.00 - 70.00	1700.00 - 1800.00	180.00 - 200.00
Moneragala	30.00 - 40.00	15.00 - 20.00	-	-	180.00 - 200.00	-	50.00 - 60.00	-	-	-	2000.00 - 2200.00	100.00 - 120.00
Kegalle	-	-	-	-	260.00 - 280.00	20.00 - 25.00	40.00 - 60.00	200.00 - 220.00	-	40.00 - 60.00	2000.00 - 2200.00	150.00 - 170.00
Ampara	45.00 - 50.00	-	-	-	180.00 - 200.00	-	-	-	-	-	2000.00 - 2100.00	140.00 - 150.00
Dehiattakandiya	30.00 - 50.00	-	-	-	250.00 - 300.00	-	30.00 - 50.00	100.00 - 120.00	-	-	2000.00 - 2800.00	120.00 - 150.00
Nuwaraeliya	40.00 - 45.00	20.00 - 24.00	-	-	220.00 - 240.00	50.00 - 55.00	50.00 - 60.00	100.00 - 120.00	-	70.00 - 80.00	1800.00 - 1900.00	200.00 - 210.00
Kandy	50.00 - 60.00	20.00 - 25.00	-	-	260.00 - 280.00	50.00 - 60.00	40.00 - 50.00	100.00 - 120.00	180.00 - 200.00	60.00 - 70.00	1600.00 - 2000.00	150.00 - 160.00
Puttalam	-	-	-	-	-	-	-	-	-	-	-	-
Hambantota	-	-	-	-	170.00 - 200.00	40.00 - 50.00	30.00 - 40.00	-	-	-	2000.00 - 2000.00	-
Rathnapura	40.00 - 60.00	12.00 - 15.00	-	-	150.00 - 200.00	-	20.00 - 25.00	-	-	40.00 - 60.00	2000.00 - 2200.00	120.00 - 150.00
Matara	-	-	-	-	160.00 - 180.00	50.00 - 60.00	40.00 - 50.00	180.00 - 200.00	-	70.00 - 75.00	1800.00 - 2000.00	140.00 - 160.00
Galle	-	-	-	-	200.00 - 260.00	65.00 - 70.00	35.00 - 45.00	-	-	80.00 - 100.00	2500.00 - 2600.00	130.00 - 150.00
Tissamaharama	40.00 - 50.00	20.00 - 25.00	-	-	170.00 - 220.00	30.00 - 37.00	30.00 - 40.00	160.00 - 170.00	-	33.00 - 40.00	2100.00 - 2500.00	120.00 - 130.00
Meegoda (DEC)	-	-	-	-	220.00 - 260.00	60.00 - 60.00	34.00 - 60.00	-	-	40.00 - 60.00	1800.00 - 2000.00	120.00 - 130.00
Embilipitiya	60.00 - 80.00	30.00 - 40.00	-	-	180.00 - 220.00	20.00 - 30.00	40.00 - 60.00	130.00 - 150.00	-	50.00 - 60.00	1750.00 - 2300.00	150.00 - 170.00
Jaffna	40.00 - 50.00	-	-	-	70.00 - 80.00	-	25.00 - 30.00	-	-	-	2000.00 - 2200.00	110.00 - 140.00
Vavuniya	-	-	-	-	-	-	-	-	-	-	-	-
Mannar	50.00 - 70.00	-	-	-	140.00 - 150.00	55.00 - 70.00	24.00 - 26.00	120.00 - 160.00	-	120.00 - 150.00	2600.00 - 2800.00	200.00 - 220.00
Killinochchi	45.00 - 50.00	-	-	-	100.00 - 120.00	45.00 - 50.00	20.00 - 30.00	-	-	-	2000.00 - 2100.00	150.00 - 200.00
Mullaittivu	30.00 - 35.00	-	-	-	80.00 - 90.00	-	20.00 - 25.00	-	-	-	2350.00 - 2450.00	150.00 - 160.00
Batticaloa	-	-	-	-	-	-	-	-	-	-	-	-
Trincomalee	60.00 - 65.00	-	-	-	100.00 - 110.00	-	40.00 - 44.00	-	-	-	2430.00 - 2450.00	190.00 - 200.00
Veyangoda	-	-	-	-	260.00 - 300.00	41.00 - 48.00	35.00 - 40.00	100.00 - 110.00	200.00 - 230.00	50.00 - 60.00	1800.00 - 2500.00	130.00 - 160.00
Galenbindunuwewa	-	-	-	-	-	-	-	-	-	-	-	-
Bandarawela	50.00 - 65.00	22.00 - 25.00	-	-	160.00 - 200.00	65.00 - 70.00	50.00 - 65.00	100.00 - 150.00	-	60.00 - 80.00	2000.00 - 2300.00	150.00 - 200.00
Matale	-	-	-	-	180.00 - 200.00	40.00 - 50.00	35.00 - 40.00	120.00 - 150.00	-	50.00 - 60.00	2200.00 - 2300.00	140.00 - 150.00

Table 09: Selected Markets: Wholesale Price of Fresh Fish & Eggs (Rs/kg & Rs/egg)

Week 51: 13 - 19 Dec 2024

Locations	Sea Fish					
	Salaya	Hurulla	Balaya	Kelawalla	Thora	Paraw
Colombo	200.00 – 400.00	750.00 – 850.00	700.00 – 950.00	900.00 – 1500.00	1750.00 – 2500.00	1350.00 – 1500.00
Kandy	300.00 – 350.00	900.00 – 950.00	750.00 – 1000.00	1400.00 – 1500.00	2200.00 – 2400.00	1100.00 – 1200.00
Kaluthara	240.00 – 280.00	-	640.00 – 700.00	1000.00 – 1250.00	-	950.00 – 1250.00
Puttalam	-	-	-	-	-	-
Matara	280.00 – 300.00	-	800.00 – 850.00	1400.00 – 1500.00	-	-
Hambantota	180.00 – 200.00	-	480.00 – 550.00	1150.00 – 1200.00	-	-
Galle	-	-	600.00 – 600.00	1000.00 – 1000.00	1600.00 – 1800.00	900.00 – 960.00
Batticaloa	-	-	-	-	-	-
Trincomalee	400.00 – 440.00	1030.00 – 1050.00	1070.00 – 1100.00	1850.00 – 1900.00	2180.00 – 2240.00	1550.00 – 1580.00
Mannar	300.00 – 350.00	720.00 – 750.00	620.00 – 650.00	-	-	950.00 – 1000.00

Locations	Sea Fish				Eggs	
	Mora	Shrimps	Thalapath	Teppeli	Brown	White
Colombo	1100.00 – 1250.00	1600.00 – 2250.00	1700.00 – 2300.00	-	33.00 – 40.00	31.00 – 36.00
Kandy	1200.00 – 1250.00	2000.00 – 2200.00	2000.00 – 2100.00	-	32.00 – 33.00	30.00 – 31.00
Kaluthara	700.00 – 800.00	1700.00 – 1800.00	1550.00 – 1750.00	-	-	-
Puttalam	-	-	-	-	-	-
Matara	750.00 – 800.00	1900.00 – 2000.00	1600.00 – 1800.00	-	33.00 – 34.00	30.00 – 33.00
Hambantota	-	-	-	-	-	38.00 – 39.00
Galle	-	-	1700.00 – 1800.00	-	29.00 – 30.00	28.00 – 30.00
Batticaloa	-	-	-	-	-	-
Trincomalee	1680.00 – 1750.00	1140.00 – 1160.00	-	-	42.00 – 43.00	40.00 – 41.00
Mannar	1800.00 – 1900.00	1100.00 – 1200.00	-	-	32.00 – 33.00	30.00 – 31.00

Table 10: Selected Markets: Wholesale Price of Dried Fish (Rs/50kg)

Week 51: 13 - 19 Dec 2024

Locations	Local Dried Fish					
	Sprats	Kattawa	Thora	Mora	Balaya	Anguluwa
Colombo	45000 – 55000	-	-	90000 – 95000	45000 – 50000	-
Kandy	50000 – 55000	-	-	92500 – 95000	50000 – 55000	52500 – 55000
Batticaloa	-	-	-	-	-	-
Trincomalee	53800 – 54500	-	-	-	55000 – 55600	51500 – 52000
Mannar	49000 – 50000	80000 – 105000	-	85000 – 87500	50000 – 52500	37500 – 40000

Locations	Local Dried Fish			Imported Dried Fish		
	Maduwa	Koduwa	Salaya	Sprats	Kattawa	Thora
Colombo	55000 – 60000	-	30000 – 37500	32500 – 40000	55000 – 62500	-
Kandy	62500 – 67500	-	30000 – 32500	35000 – 42500	60000 – 62500	-
Batticaloa	-	-	-	-	-	-
Trincomalee	52750 – 53000	-	31500 – 32000	49500 – 49800	99750 – 99850	-
Mannar	57500 – 60000	-	30000 – 32500	50000 – 55000	-	-

Locations	Imported Dried Fish					
	Mora	Balaya	Anguluwa	Maduwa	Koduwa	Salaya
Colombo	-	-	70000 – 77500	-	-	-
Kandy	-	-	-	-	-	-
Batticaloa	-	-	-	-	-	-
Trincomalee	-	-	-	-	-	-
Mannar	-	-	-	-	-	-

Table 12: Selected Markets: Retail Price of Dried Fish (Rs/kg)

Week 51: 13 - 19 Dec 2024

LOCATIONS	Dried Fish													
	Sprats-Imported		Kattawa		Thora		Mora		Balaya		Anguluwa		Salaya	
Colombo	1000.00	1400.00	1700.00	2200.00	-	-	2200.00	2600.00	1400.00	2000.00	1700.00	2400.00	900.00	1200.00
Gampaha	1000.00	1200.00	-	-	3000.00	3200.00	2300.00	2400.00	1200.00	1250.00	2400.00	2400.00	1000.00	1050.00
Kurunegala	1200.00	1200.00	1700.00	1700.00	-	-	2200.00	2400.00	1000.00	1200.00	1500.00	1600.00	700.00	750.00
Nikaweratiya	1000.00	1000.00	1800.00	2000.00	-	-	1950.00	2200.00	1000.00	1400.00	1600.00	2000.00	800.00	800.00
Dambulla	1100.00	1200.00	2300.00	2400.00	-	-	2300.00	2400.00	1400.00	1500.00	2000.00	2200.00	-	-
Anuradhapura	1000.00	1200.00	2000.00	2400.00	-	-	2200.00	2400.00	1400.00	1600.00	2000.00	2400.00	900.00	1000.00
Thambuththegama	1000.00	1200.00	1650.00	1800.00	-	-	2060.00	2200.00	1200.00	1400.00	1850.00	1950.00	680.00	750.00
Polonnaruwa	1000.00	1150.00	1700.00	1800.00	-	-	2200.00	2300.00	1200.00	1250.00	2500.00	2600.00	-	-
Kaluthara	1000.00	1200.00	2200.00	2400.00	2800.00	3000.00	2000.00	2500.00	1400.00	1700.00	2400.00	2600.00	900.00	1200.00
Badulla	1000.00	1200.00	2000.00	2200.00	-	-	2200.00	2200.00	1200.00	1400.00	-	-	-	-
Keppetipola	1150.00	1240.00	2260.00	2300.00	-	-	2260.00	2300.00	1400.00	1450.00	2320.00	2350.00	960.00	1000.00
Moneragala	1000.00	1200.00	1800.00	2000.00	-	-	2000.00	2200.00	1500.00	1600.00	1900.00	2000.00	800.00	900.00
Kegalle	1000.00	1100.00	1600.00	1700.00	-	-	2000.00	2200.00	1000.00	1200.00	-	-	-	-
Ampara	-	-	1600.00	1800.00	-	-	2100.00	2200.00	1400.00	1500.00	1200.00	1300.00	700.00	700.00
Dehiattakandiya	1000.00	1200.00	2000.00	2400.00	-	-	2200.00	2400.00	1400.00	1800.00	1200.00	2200.00	-	-
Nuwaraeliya	1200.00	1280.00	2340.00	2360.00	-	-	2350.00	2360.00	1450.00	1500.00	2360.00	2380.00	1000.00	1100.00
Kandy	1100.00	1300.00	2000.00	2100.00	-	-	2200.00	2400.00	1600.00	1700.00	1900.00	2000.00	900.00	1000.00
Puttalam	-	-	-	-	-	-	-	-	-	-	-	-	-	-
Hambantota	1000.00	1200.00	2000.00	2000.00	-	-	-	-	1400.00	1500.00	2000.00	2000.00	-	-
Rathnapura	1040.00	1120.00	1800.00	2100.00	-	-	2000.00	2200.00	1200.00	1400.00	1440.00	1560.00	-	-
Matara	1150.00	1250.00	1700.00	2000.00	-	-	2000.00	2100.00	1400.00	1500.00	1800.00	2000.00	-	-
Galle	1300.00	1400.00	1800.00	2000.00	2800.00	2800.00	2200.00	2200.00	1200.00	1500.00	1800.00	2000.00	-	-
Tissamaharama	1100.00	1200.00	1800.00	2200.00	-	-	2000.00	2200.00	1200.00	1600.00	2000.00	2300.00	-	-
Meegoda	1000.00	1200.00	1600.00	2000.00	-	-	2000.00	2200.00	1200.00	1600.00	1400.00	2200.00	800.00	1000.00
Embilipitiya	1000.00	1200.00	1850.00	2200.00	-	-	2150.00	2250.00	1300.00	1600.00	2000.00	2300.00	750.00	900.00
Jaffna	1000.00	1200.00	2300.00	2400.00	3100.00	3250.00	2150.00	2300.00	1280.00	1350.00	1200.00	1300.00	-	-
Vavuniya	-	-	-	-	-	-	-	-	-	-	-	-	-	-
Mannar	1100.00	1150.00	1700.00	2400.00	-	-	1850.00	2000.00	1200.00	1300.00	900.00	1000.00	700.00	750.00
Killinochchi	1100.00	1150.00	2400.00	2500.00	-	-	1850.00	1900.00	1300.00	1400.00	1000.00	1100.00	800.00	850.00
Mullaittivu	1150.00	1200.00	2400.00	2450.00	-	-	2400.00	2500.00	1500.00	1500.00	850.00	900.00	650.00	700.00
Batticaloa	-	-	-	-	-	-	-	-	-	-	-	-	-	-
Trincomalee	1160.00	1180.00	2370.00	2400.00	-	-	-	-	1300.00	1340.00	1220.00	1250.00	750.00	770.00
Veyangoda	1040.00	1200.00	1600.00	2200.00	-	-	2200.00	2300.00	1200.00	1520.00	1800.00	2200.00	800.00	1120.00
Galenbindunuwewa	-	-	-	-	-	-	-	-	-	-	-	-	-	-
Bandarawela	1100.00	1200.00	2000.00	2300.00	-	-	2200.00	2300.00	1200.00	1400.00	1900.00	2000.00	800.00	1000.00
Matale	1000.00	1200.00	2200.00	2300.00	-	-	-	-	1600.00	1700.00	2300.00	2400.00	700.00	800.00

Table 13: Selected Markets: Retail Price of Meat (Rs/kg)

Week 51: 13 - 19 Dec 2024

LOCATIONS	Meat	Meat (Chicken)		Meat	
	Beef	Broiler	Curry	Mutton	Pork
Colombo	2400.00 - 2600.00	1180.00 - 1330.00	1050.00 - 1330.00	3300.00 - 3600.00	1200.00 - 1300.00
Gampaha	-	1150.00 - 1150.00	1500.00 - 1500.00	3500.00 - 3500.00	-
Kurunegala	2600.00 - 2800.00	1100.00 - 1150.00	1500.00 - 1500.00	-	-
Nikaweratiya	2300.00 - 2300.00	1180.00 - 1230.00	-	-	-
Dambulla	-	1150.00 - 1200.00	-	-	-
Anuradhapura	2300.00 - 2400.00	1200.00 - 1250.00	1300.00 - 1450.00	3500.00 - 3600.00	1300.00 - 1400.00
Thambuththegama	-	980.00 - 1050.00	1200.00 - 1300.00	-	1300.00 - 1500.00
Polonnaruwa	2100.00 - 2200.00	1150.00 - 1220.00	1350.00 - 1400.00	3000.00 - 3100.00	1800.00 - 1800.00
Kaluthara	2800.00 - 2800.00	1180.00 - 1260.00	1340.00 - 1400.00	3800.00 - 3800.00	1700.00 - 1800.00
Badulla	2200.00 - 2200.00	1280.00 - 1300.00	1600.00 - 1600.00	3100.00 - 3100.00	-
Keppetipola	2100.00 - 2200.00	1100.00 - 1200.00	1260.00 - 1280.00	3200.00 - 3300.00	-
Moneragala	2300.00 - 2300.00	1200.00 - 1380.00	1650.00 - 1700.00	-	1300.00 - 1600.00
Kegalle	2300.00 - 2300.00	1180.00 - 1280.00	-	3100.00 - 3100.00	-
Ampara	2100.00 - 2100.00	1000.00 - 1050.00	-	-	1750.00 - 1760.00
Dehiattakandiya	-	1140.00 - 1250.00	-	-	1290.00 - 1500.00
Nuwaraeliya	2350.00 - 2400.00	1160.00 - 1250.00	1300.00 - 1340.00	3300.00 - 3400.00	-
Kandy	2300.00 - 2300.00	1150.00 - 1160.00	1300.00 - 1350.00	3200.00 - 3200.00	1300.00 - 1400.00
Puttalam	-	-	-	-	-
Hambantota	-	1250.00 - 1250.00	-	-	-
Rathnapura	2400.00 - 2400.00	1280.00 - 1300.00	1300.00 - 1400.00	3200.00 - 3200.00	-
Matara	-	1200.00 - 1220.00	-	-	-
Galle	2300.00 - 2400.00	1200.00 - 1250.00	-	3500.00 - 3500.00	-
Tissamaharama	-	1200.00 - 1350.00	-	-	-
Meegoda	-	1120.00 - 1280.00	1300.00 - 1350.00	-	-
Embilipitiya	2150.00 - 2200.00	980.00 - 1200.00	1150.00 - 1250.00	2900.00 - 3000.00	1400.00 - 1500.00
Jaffna	2000.00 - 2200.00	1100.00 - 1150.00	1300.00 - 1350.00	3500.00 - 3600.00	-
Vavuniya	-	-	-	-	-
Mannar	2200.00 - 2400.00	1280.00 - 1350.00	1650.00 - 1750.00	-	-
Killinochchi	2000.00 - 2050.00	1200.00 - 1250.00	1400.00 - 1500.00	3200.00 - 3300.00	-
Mullaittivu	-	1300.00 - 1350.00	-	-	-
Batticaloa	-	-	-	-	-
Trincomalee	2300.00 - 2350.00	1260.00 - 1280.00	1860.00 - 1880.00	3500.00 - 3600.00	-
Veyangoda	2700.00 - 2800.00	1000.00 - 1180.00	-	-	1300.00 - 1400.00
Galenbindunuwewa	-	-	-	-	-
Bandarawela	2300.00 - 2400.00	1200.00 - 1300.00	-	3300.00 - 3400.00	-
Matale	2100.00 - 2200.00	1170.00 - 1250.00	1350.00 - 1450.00	3000.00 - 3100.00	1500.00 - 1600.00

Table 14: Colombo: Wholesale Prices (Rs/kg or Rs/piece)

Week 51: 13 - 19 Dec 2024

COMMODITY	Range	Average Price			Change Compared to		COMMODITY	Range	Average Price			Change Compared to	
		This Week	Last Week	Last Year	Last Week (%)	Last Year (%)			This Week	Last Week	Last Year	Last Week (%)	Last Year (%)
Rice							Coconut						
Local							Large						
Samba 1	235.00 - 240.00	237.88	244.38	232.25	-2.66	2.42	160.00 - 170.00	165.00	166.67	94.38	-1.00	74.83	
Samba 2	228.00 - 233.00	230.25	238.75	226.00	-3.56	1.88	130.00 - 140.00	135.00	136.25	83.13	-0.92	62.41	
Keeri Samba	250.00 - 260.00	255.00	260.00	314.97	-1.92	-19.04	Fruits (Rs/fruit)						
Nadu 1	225.00 - 230.00	228.00	242.14	212.50	-5.84	7.29	Plantain						
Nadu 2	220.00 - 223.00	221.25	233.50	205.75	-5.25	7.53	Ambul (Rs/kg)	80.00 - 150.00	111.67	67.50	120.83	65.43	-7.59
Raw (Red)	215.00 - 220.00	217.50	237.50	183.13	-8.42	18.77	Kolikuttu (Rs/kg)	180.00 - 230.00	208.33	186.67	323.33	11.61	-35.57
Raw (White)	215.00 - 220.00	217.50	233.00	202.50	-6.65	7.41	Seeni (Rs/kg)	100.00 - 150.00	117.50	115.83	118.33	1.44	-0.70
Imported							Anamalu						
Samba	225.00 - 230.00	227.50					25.00 - 35.00	27.92	25.25	28.00	10.56	-0.30	
Nadu	215.00 - 220.00	217.50					Ambun	35.00 - 50.00	41.42	37.25	31.64	11.19	30.91
Raw (Red)							Papaw(Rs/kg)	150.00 - 260.00	214.17	160.83	121.54	33.16	76.21
Raw (White)	210.00 - 220.00	215.00					Passion Fruit	20.00 - 50.00	30.73	37.83	36.60	-18.78	-16.05
Dried Chillies							Pineapple Large						
Imported	650.00 - 750.00	700.00	671.67	1043.75	4.22	-32.93	430.00 - 460.00	451.43	457.27	446.25	-1.28	1.16	
Onion							Pineapple Medium						
Sinnan	240.00 - 320.00	273.33	255.00				330.00 - 350.00	338.57	344.00	370.00	-1.58	-8.49	
Vedalan							Pineapple Small	260.00 - 280.00	271.43	275.00	281.25	-1.30	-3.49
Imported	350.00 - 420.00	382.86	358.33	398.75	6.84	-3.99	Mango						
Big Onion							Betti						
Imported	180.00 - 260.00	216.67	232.50	428.57	-6.81	-49.44							27.00
Local							Karthakolomban						
							100.00 - 170.00	138.33	106.25	35.70	30.20	287.49	
Potato							Vilad						
Welimada	280.00 - 300.00	290.00	272.50				50.00 - 90.00	67.73	56.50	27.75	19.87	144.06	
N'Eliya	300.00 - 350.00	325.00	297.50	320.63	9.24	1.36	Other						
Imported	190.00 - 270.00	223.89	222.14	191.25	0.79	17.07	Wood Apple	30.00 - 50.00	37.50	26.42	24.67	41.96	52.03
Pulses							Orange						
Green Gram	500.00 - 650.00	566.67	525.00	861.67	7.94	-34.24	120.00 - 170.00	142.50	124.17	146.00	14.77	-2.40	
Cowpea (White)	500.00 - 650.00	575.00	558.33	1075.00	2.99	-46.51	330.00 - 500.00	398.57	439.09	244.62	-9.23	62.94	
Cowpea (Red)	485.00 - 630.00	564.17	553.33	1115.71	1.96	-49.43	Avocado	330.00 - 500.00	398.57	439.09	244.62	-9.23	62.94
Red Dhal	270.00 - 275.00	272.50	272.14	298.00	0.13	-8.56	Slime Apple	30.00 - 65.00	49.09	53.18	73.33	-7.69	-33.06
Vegetable							Grapes (Imp., Rs/kg)						
Beans (Butter)							1080.00 - 1580.00	1341.67	1334.29	1370.00	0.55	-2.07	
Beans(Green)	300.00 - 500.00	400.00	636.36	432.00	-37.14	-7.41	King Coconut	130.00 - 160.00	145.45	147.00	91.11	-1.05	59.65
Carrot	140.00 - 180.00	155.00	150.00	363.00	3.33	-57.30	Sea Fish						
Leeks	250.00 - 320.00	288.00	246.00	240.00	17.07	20.00	Salaya	200.00 - 400.00	302.50	296.67	301.00	1.97	0.50
Beetroot	280.00 - 400.00	335.83	251.67	375.00	33.44	-10.44	Hurulla	750.00 - 850.00	824.55	951.67	681.00	-13.36	21.08
Knolkhol	250.00 - 340.00	286.00	233.64	248.00	22.41	15.32	Balaya	700.00 - 950.00	849.17	751.67	890.00	12.97	-4.59
Raddish	140.00 - 180.00	157.00	152.00	159.00	3.29	-1.26	Kelawalla	900.00 - 1500.00	1268.00	1353.33	1190.00	-6.31	6.55
Cabbage	180.00 - 250.00	219.00	140.00	323.00	56.43	-32.20	Thora	1750.00 - 2500.00	2175.00	2307.69	2270.00	-5.75	-4.19
Tomato	280.00 - 550.00	406.00	212.00	528.00	91.51	-23.11	Paraw	1350.00 - 1500.00	1423.33	1274.17	1283.00	11.71	10.94
Ladies Fingers	100.00 - 160.00	128.00	194.00	181.00	-34.02	-29.28	Mora	1100.00 - 1250.00	1202.50	1137.50	1250.00	5.71	-3.80
Brinjal	250.00 - 300.00	276.00	302.00	380.00	-8.61	-27.37	Shrimps	1600.00 - 2250.00	1923.33	2029.17	1638.00	-5.22	17.42
Capsicum	450.00 - 700.00	575.00	650.00	397.00	-11.54	44.84	Thalpath	1700.00 - 2300.00	2050.00	1920.83	1695.00	6.72	20.94
Pumpkin	100.00 - 160.00	126.00	117.00	147.00	7.69	-14.29	Eggs						
Cucumber	80.00 - 140.00	114.00	161.00	99.00	-29.19	15.15	Brown	33.00 - 40.00	36.25	40.94	61.25	-11.45	-40.82
Bitter Gourd	550.00 - 650.00	612.00	650.00	353.00	-5.85	73.37	White	31.00 - 36.00	33.56	38.38	58.88	-12.54	-42.99
Snake Gourd	250.00 - 350.00	303.00	280.00	182.00	8.21	66.48	Dried Fish						
Drumstick							Sprats	900.00 - 1100.00	1020.83	1025.00	1376.00	-0.41	-25.81
Luffa	280.00 - 360.00	323.00	358.00	276.00	-9.78	17.03	Sprats (Imported)	650.00 - 800.00	730.00	716.67	970.83	1.86	-24.81
Long Beans	250.00 - 350.00	300.00	334.00	176.00	-10.18	70.45	Kattawa	-	-	-	-	-	-
Ash Plantain	130.00 - 200.00	161.00	144.00	263.00	11.81	-38.78	Kattawa (Imported)	1100.00 - 1250.00	1175.83	1154.17	1256.36	1.88	-6.41
Green Chillies	800.00 - 1100.00	950.00	550.00	955.00	72.73	-0.52	Thora	-	-	-	-	-	-
Lime	250.00 - 400.00	325.00	350.00	425.00	-7.14	-23.53	Thora (Imported)	-	-	-	-	-	-
Root Crops							Mora						
Sweet Potato	100.00 - 130.00	116.00	116.00	90.00	0.00	28.89	1800.00 - 1900.00	1847.50	1847.50	1745.00	0.00	5.87	
Manioc	80.00 - 120.00	100.00	100.00	100.00	0.00	0.00	Mora (Imported)	-	-	-	-	-	-
Leafy Vegetable							Balaya						
Mukunuwenna	50.00 - 60.00	56.50	44.38	55.00	27.32	2.73	900.00 - 1000.00	956.67	948.33	877.00	0.88	9.08	
Kankun	50.00 - 60.00	56.50	44.38	55.00	27.32	2.73	Balaya (Imported)	-	-	-	-	-	-
Gotukola (Rs/kg)	340.00 - 360.00	349.00	338.50	310.00	3.10	12.58	Anguluwa	-	-	-	-	-	-
							Anguluwa (Imported)	1400.00 - 1550.00	1479.17	1500.00	1457.78	-1.39	1.47
							Maduwa	1100.00 - 1200.00	1173.08	1277.50	1397.00	-8.17	-16.03
							Maduwa (Imported)	-	-	-	-	-	-
							Koduwa	-	-	-	-	-	-
							Koduwa (Imported)	-	-	-	-	-	-
							Salaya	600.00 - 750.00	673.33	604.17	408.33	11.45	64.90
							Salaya (Imported)	-	-	-	-	-	-

This Week:
Last Week:

Week 51: 13 - 19 Dec 2024
Week 50: 06 - 12 Dec 2024

Table 15: Colombo &Suburbs: Retail Prices (Rs/kg or Rs/piece)

Week 51: 13 - 19 Dec 2024

COMMODITY	Range	Average Price			Change Compared to		COMMODITY	Range	Average Price			Change Compared to	
		This Week	Last Week	Last Year	Last Week (%)	Last Year (%)			This Week	Last Week	Last Year	Last Week (%)	Last Year (%)
<u>Rice</u>													
Local													
Samba 1	240.00 - 270.00	256.13	257.17	249.00	-1.04	2.86	Large	170.00 - 200.00	178.80	183.40	119.12	-4.60	50.10
Samba 2	-	-	-	242.86	-	-	Small	150.00 - 160.00	156.00	156.88	92.58	-0.88	68.51
Keeri Samba	260.00 - 280.00	265.92	270.68	-	-4.76	-	<u>Fruits (Rs/fruit)</u>						
Nadu 1	240.00 - 260.00	251.73	252.50	226.47	-0.77	11.15	Plantain						
Nadu 2	230.00 - 230.00	230.00	236.67	220.00	-6.67	4.55	Ambul (Rs/kg)	100.00 - 220.00	167.95	143.95	214.17	24.00	-21.58
Raw (Red)	230.00 - 260.00	246.21	247.07	207.10	-0.86	18.88	Kolikuttu (Rs/kg)	250.00 - 400.00	312.44	295.50	477.92	16.94	-34.62
Raw (White)	220.00 - 260.00	246.11	246.83	215.34	-0.72	14.29	Seeni (Rs/kg)	150.00 - 250.00	198.10	187.50	203.46	10.60	-2.64
Imported													
Samba	260.00 - 320.00	298.93	305.00	-	-6.07	-	Anamalu	28.00 - 50.00	42.50	41.86	36.17	0.64	17.49
Nadu	-	-	-	-	-	-	Ambun	50.00 - 70.00	63.03	59.74	48.83	3.30	29.08
Raw (Red)	-	-	-	-	-	-	Papaw(Rs/kg)	200.00 - 380.00	296.67	241.82	202.14	54.85	46.76
Raw (White)	-	-	-	-	-	-	Passion Fruit	35.00 - 80.00	60.42	66.84	57.25	-6.43	5.53
<u>Dried Chillies</u>													
Imported	750.00 - 1000.00	935.29	933.78	1307.41	1.51	-28.46	Pineapple Large	450.00 - 670.00	560.97	576.67	577.50	-15.70	-2.86
<u>Onion</u>													
Sinnan	-	-	-	-	-	-	Pineapple Medium	350.00 - 520.00	433.55	446.30	487.00	-12.75	-10.98
Vedalan	-	-	-	-	-	-	Pineapple Small	280.00 - 420.00	346.77	351.11	391.18	-4.34	-11.35
Imported	400.00 - 560.00	480.71	480.00	578.57	0.71	-16.91	Mango						
<u>Big Onion</u>													
Imported	250.00 - 360.00	312.50	330.51	494.14	-18.01	-36.76	Betti	-	-	-	-	-	-
Local	-	-	-	-	-	-	Karthakolomban	130.00 - 230.00	171.29	150.00	96.60	21.29	77.32
<u>Potato</u>													
Welimada	340.00 - 400.00	376.67	346.67	-	30.00	-	Vilad	80.00 - 100.00	93.75	92.86	-	0.89	-
N'Eliya	400.00 - 480.00	428.15	423.70	395.56	4.44	8.24	Kohu	-	-	-	-	-	-
Imported	250.00 - 360.00	298.00	273.25	230.00	24.75	29.57	<u>Other</u>						
<u>Pulses</u>													
Green Gram	700.00 - 1000.00	850.29	859.71	1142.92	-9.41	-25.60	Wood Apple	40.00 - 100.00	62.66	55.96	59.86	6.69	4.66
Cowpea (White)	700.00 - 1000.00	852.67	874.41	1225.81	-21.75	-30.44	Orange	140.00 - 240.00	194.00	189.17	200.91	4.83	-3.44
Cowpea (Red)	700.00 - 1000.00	856.55	881.21	1232.14	-24.66	-30.48	Avocado	360.00 - 670.00	539.00	542.00	135.09	-3.00	298.99
Red Dhal	290.00 - 340.00	309.52	307.56	335.86	1.96	-7.84	Slime Apple	70.00 - 140.00	105.65	106.88	100.94	-1.22	4.67
<u>Vegetable</u>													
Beans (Butter)	-	-	-	-	-	-	Grapes (Imp., Rs/kg)	1600.00 - 2200.00	1995.65	1983.33	2025.00	12.32	-1.45
Beans(Green)	400.00 - 600.00	527.10	779.03	595.45	-251.94	-11.48	King Coconut	160.00 - 200.00	181.15	182.76	134.40	-1.60	34.79
Carrot	200.00 - 400.00	284.48	268.28	533.33	16.21	-46.66	<u>Sea Fish</u>						
Leeks	300.00 - 460.00	397.31	393.33	395.00	3.97	0.58	Salaya	250.00 - 600.00	430.53	429.44	550.77	1.08	-21.83
Beetroot	340.00 - 560.00	453.10	382.50	664.38	70.60	-31.80	Hurulla	900.00 - 1300.00	1014.29	1156.25	897.62	-141.96	13.00
Knolkhol	350.00 - 550.00	463.33	371.50	478.89	91.83	-3.25	Balaya	800.00 - 1200.00	996.67	984.67	1254.29	12.00	-20.54
Raddish	200.00 - 400.00	305.36	299.64	362.73	5.71	-15.82	Kelawalla	1000.00 - 2600.00	1884.74	2123.68	2056.25	-238.95	-8.34
Cabbage	280.00 - 450.00	365.00	270.37	535.45	94.63	-31.83	Thora	2000.00 - 4600.00	2935.29	3028.95	2916.67	-93.65	0.64
Tomato	400.00 - 650.00	515.00	331.43	703.24	183.57	-26.77	Paraw	1400.00 - 2800.00	1963.16	1861.76	2155.00	101.39	-8.90
Ladies Fingers	200.00 - 360.00	295.48	318.62	357.67	-23.14	-17.39	Mora	-	-	-	-	-	-
Brijjal	320.00 - 500.00	388.33	398.71	538.82	-10.38	-27.93	Shrimps	1900.00 - 2400.00	2138.24	2113.89	2073.91	24.35	3.10
Capsicum	550.00 - 1100.00	889.64	897.83	740.00	-8.18	20.22	Thalalpath	2150.00 - 3200.00	2771.05	2700.00	2691.30	71.05	2.96
Pumpkin	160.00 - 260.00	226.45	217.59	273.53	8.87	-17.21	<u>Eggs</u>						
Cucumber	160.00 - 320.00	250.67	270.71	259.41	-20.05	-3.37	Brown	36.00 - 42.00	38.50	44.11	64.26	-5.61	-40.09
Bitter Gourd	650.00 - 1000.00	830.71	837.60	625.29	-6.89	32.85	White	35.00 - 41.00	37.56	43.00	62.22	-5.44	-39.64
Snake Gourd	350.00 - 480.00	434.58	427.04	394.55	7.55	10.15	<u>Dried Fish</u>						
Drumstick	800.00 - 1200.00	1028.57	840.00	-	188.57	-	Sprats	1400.00 - 2000.00	1755.56	1757.89	1969.23	-2.34	-10.85
Luffa	320.00 - 550.00	440.71	466.15	510.31	-25.44	-13.64	Sprats (Imported)	1000.00 - 1400.00	1312.00	1305.00	1308.33	7.00	0.28
Long Beans	380.00 - 480.00	438.10	445.42	383.33	-7.32	14.29	Kattawa	1700.00 - 2200.00	1989.47	1983.33	2163.64	6.14	-8.05
Ash Plantain	180.00 - 320.00	250.74	249.57	397.42	1.18	-36.91	Thora	-	-	-	-	-	-
Green Chillies	900.00 - 1200.00	1055.36	924.07	1337.24	131.28	-21.08	Mora	2200.00 - 2600.00	2500.00	2372.22	2342.11	127.78	6.74
Lime	450.00 - 850.00	644.83	678.89	887.35	-34.06	-27.33	Balaya	1400.00 - 2000.00	1744.44	1644.44	1657.41	100.00	5.25
<u>Root Crops</u>													
Sweet Potato	160.00 - 320.00	247.31	235.93	243.53	11.38	1.55	Anguluwa	1700.00 - 2400.00	2281.25	2160.00	2414.29	121.25	-5.51
Manioc	150.00 - 220.00	193.60	206.67	214.41	-13.07	-9.71	Maduwa	1400.00 - 1500.00	1442.86	1484.62	-	-41.76	-
<u>Leafy Vegetable</u>													
Mukunuwenna	70.00 - 100.00	80.00	82.35	77.06	-2.35	3.82	Koduwa	-	-	-	-	-	-
Kankun	60.00 - 100.00	78.89	82.35	77.06	-3.46	2.37	Salaya	900.00 - 1200.00	1056.25	1010.53	1088.46	45.72	-2.96
Gotukola	160.00 - 200.00	178.75	176.25	101.76	2.50	75.65	<u>Meat</u>						
Beef (without Bones)													
Chicken (Broiler)													
Chicken (Curry)													
Mutton													
Pork													

This Week: Week 51: 13 - 19 Dec 2024
Last Week: Week 50: 06 - 12 Dec 2024

Table 16: Farmgate/Producer Prices of Food Commodities in Selected Producing Areas (Rs/kg)

Week 51: 13 - 19 Dec 2024

COMMODITY	Range	Average Price	COMMODITY	Range	Average Price	COMMODITY	Range	Average Price
<u>Paddy</u>			<u>Vegetable (Up Country)</u>			<u>Snake Gourd</u>		
Short Grain			Beans			Dambulla	240.00 - 260.00	252.50
A'pura	135.00 - 138.00	136.20	Dambulla	190.00 - 220.00	208.00	Hambantota	-	
P'naruwa	138.00 - 140.00	139.00	Welimada	160.00 - 180.00	172.00	Embilipitiya	270.00 - 280.00	275.00
Kalawewa	135.00 - 138.00	136.40	Badulla	-		Matarata	-	
Kurunegala	138.00 - 139.00	138.50	Carrot			A'pura	220.00 - 240.00	228.00
Dehiattakandiya	-		N'Elia	120.00 - 130.00	126.00	Luffa		
Nikaweratiya	145.00 - 146.00	145.60	Welimada	80.00 - 110.00	94.00	Dambulla	240.00 - 260.00	250.00
Ampara	134.00 - 140.00	136.33	Hanguranketha	80.00 - 120.00	100.00	Hambantota	-	
Long Grain (White)			Leeks			Embilipitiya	280.00 - 300.00	290.00
A'pura	135.00 - 140.00	137.00	N'Elia	230.00 - 240.00	236.00	Matarata	-	
P'naruwa	140.00 - 145.00	142.60	Welimada	200.00 - 215.00	207.00	A'pura	220.00 - 240.00	228.00
Kalawewa	135.00 - 140.00	137.40	Beetroot			Green Chillies		
Kurunegala	140.00 - 141.00	140.50	N'Elia	230.00 - 240.00	234.00	Dambulla	800.00 - 850.00	830.00
Dehiattakandiya	126.00 - 128.00	127.00	Dambulla	260.00 - 265.00	261.67	Hambantota	-	
Embilipitiya	-		Kurunegala	-		Embilipitiya	1000.00 - 1050.00	1023.33
Nikaweratiya	142.00 - 143.00	142.40	Welimada	260.00 - 280.00	268.00	Puttalam	835.00 - 870.00	851.67
Hambantota	-		Hanguranketha	-		A'pura	850.00 - 900.00	870.00
Ampara	135.00 - 145.00	140.00	Knol Khol			Pumpkin		
Long Grain (Red)			N'Elia	260.00 - 280.00	272.00	Dambulla	110.00 - 135.00	126.00
Matarata	135.00 - 140.00	138.25	Welimada	260.00 - 280.00	268.00	Hambantota	-	
Hambantota	140.00 - 145.00	142.50	Hanguranketha	-		Embilipitiya	140.00 - 160.00	150.00
Embilipitiya	139.00 - 140.00	139.50	Raddish			Matarata	95.00 - 110.00	101.67
Keeri Samba			N'Elia	75.00 - 85.00	82.00	A'pura	80.00 - 100.00	88.00
A'pura	137.00 - 140.00	138.20	Welimada	40.00 - 50.00	45.00	Moneragala	-	
P'naruwa	140.00 - 143.00	141.80	Hambantota	-		Cucumber		
Kalawewa	137.00 - 140.00	137.80	Hanguranketha	50.00 - 70.00	62.50	A'pura	70.00 - 90.00	78.00
Kurunegala	137.00 - 142.00	139.50	Cabbage			Dambulla	57.00 - 70.00	63.20
Dehiattakandiya	130.00 - 135.00	132.33	N'Elia	160.00 - 180.00	172.00	Hambantota	100.00 - 110.00	105.00
Red Onion			Welimada	110.00 - 120.00	114.00	Matarata	100.00 - 110.00	103.33
Puttalam	290.00 - 380.00	336.67	Badulla	-		Long Beans		
Jaffna	310.00 - 320.00	316.00	Hanguranketha	80.00 - 120.00	96.00	Dambulla	250.00 - 300.00	270.00
Big Onion			Tomato			Hambantota	150.00 - 160.00	155.00
Dambulla	-		Welimada	350.00 - 370.00	358.00	Embilipitiya	200.00 - 240.00	222.50
Kalawewa	-		Hambantota	-		Matarata	210.00 - 230.00	220.00
A'pura	-		Dambulla	270.00 - 300.00	284.00	A'pura	240.00 - 260.00	248.00
Potato			Hanguranketha	150.00 - 180.00	160.00	Ash Plantain		
N'Elia	300.00 - 310.00	305.00	Vegetable (Low Country)			Hambantota	-	
Badulla	280.00 - 280.00	280.00	Ladies Fingers			Embilipitiya	80.00 - 110.00	95.00
Welimada	270.00 - 290.00	278.00	A'pura	80.00 - 100.00	88.00	Matarata	100.00 - 120.00	107.50
Pulses			Dambulla	57.00 - 67.00	61.60	Lime		
Green Gram			Hambantota	150.00 - 160.00	155.00	Hambantota	-	
Hambantota	-		Embilipitiya	120.00 - 130.00	126.25	Embilipitiya	270.00 - 300.00	285.00
Moneragala	450.00 - 470.00	458.00	Matarata	100.00 - 120.00	107.50	Moneragala	250.00 - 270.00	258.00
Embilipitiya	440.00 - 450.00	445.00	Brinjal			Fruits (Rs/kg)		
Nikaweratiya	350.00 - 400.00	366.67	A'pura	300.00 - 320.00	308.00	Banana		
A'pura	430.00 - 450.00	438.00	Dambulla	250.00 - 280.00	266.00	Ambul		
Cowpea			Hambantota	-		Moneragala	30.00 - 50.00	38.00
Hambantota	-		Embilipitiya	200.00 - 220.00	207.50	Embilipitiya	30.00 - 50.00	38.00
Nikaweratiya	500.00 - 550.00	516.67	Matarata	200.00 - 230.00	215.00	Hambantota	70.00 - 80.00	75.00
Moneragala	450.00 - 500.00	470.00	Welimada	160.00 - 180.00	172.00	Kolikuttu		
Embilipitiya	470.00 - 480.00	475.00	Capsicum			Moneragala	130.00 - 150.00	138.00
Maize			Badulla	550.00 - 600.00	566.67	Embilipitiya	140.00 - 170.00	155.00
A'pura	-		Welimada	500.00 - 550.00	525.00	Hambantota	160.00 - 170.00	165.00
Kalawewa	-		Bitter Gourd			Papaw		
Gingelly			A'pura	560.00 - 600.00	576.00	Moneragala	80.00 - 90.00	84.00
A'pura	-		Dambulla	400.00 - 480.00	443.33	Embilipitiya	120.00 - 140.00	130.00
Kalawewa	-		Hambantota	-		Hambantota	100.00 - 120.00	110.00
Black Gram			Embilipitiya	550.00 - 560.00	555.00	Pineapple		
A'pura	-		Matarata	400.00 - 450.00	425.00	Divulapitiya	-	
Kalawewa	-							

Annex 01 - Colombo Markets: Retail Prices of Rice and Subsidiary Food Crops (Rs/kg)

Week 51: 13 - 19 Dec 2024

27

CROP	PELIYAGODA	MAHARAGAMA	KIRULAPONE	NUGEGODA	NARAHENPITA	DEMATAGODA	THOTALANGA	KADAWATHA	KIRIBATHGODA
<i>Rice</i>									
Local									
Samba 1	250.00 - 260.00	260.00 - 270.00	240.00 - 260.00	240.00 - 260.00	260.00 - 270.00	250.00 - 260.00	240.00 - 260.00	255.00 - 260.00	255.00 - 270.00
Samba 2	-	-	-	-	-	-	-	-	-
Keeri Samba	260.00 - 270.00	260.00 - 280.00	260.00 - 260.00	260.00 - 270.00	260.00 - 280.00	260.00 - 280.00	260.00 - 280.00	260.00 - 270.00	260.00 - 280.00
Nadu 1	250.00 - 260.00	250.00 - 260.00	250.00 - 250.00	250.00 - 260.00	260.00 - 260.00	260.00 - 260.00	240.00 - 260.00	245.00 - 260.00	240.00 - 260.00
Nadu 2	-	-	230.00 - 230.00	-	-	-	230.00 - 230.00	-	-
Raw (Red)	260.00 - 260.00	240.00 - 260.00	230.00 - 240.00	230.00 - 240.00	255.00 - 260.00	250.00 - 260.00	240.00 - 260.00	245.00 - 250.00	230.00 - 250.00
Raw (White)	260.00 - 260.00	250.00 - 260.00	220.00 - 260.00	230.00 - 250.00	260.00 - 260.00	250.00 - 260.00	240.00 - 260.00	240.00 - 250.00	245.00 - 260.00
Imported									
Samba	280.00 - 320.00	295.00 - 320.00	260.00 - 290.00	260.00 - 320.00	300.00 - 320.00	290.00 - 320.00	290.00 - 320.00	300.00 - 320.00	300.00 - 320.00
Nadu	-	-	-	-	-	-	-	-	-
Raw (Red)	-	-	-	-	-	-	-	-	-
Raw (White)	-	-	-	-	-	-	-	-	-
<i>Dried Chillies</i>									
Imported	750.00 - 800.00	900.00 - 1000.00	900.00 - 1000.00	900.00 - 1000.00	900.00 - 1000.00	900.00 - 1000.00	850.00 - 1000.00	800.00 - 950.00	850.00 - 1000.00
<i>Red Onion</i>									
Sinnan	-	-	-	-	-	-	-	-	-
Vedalan	-	-	-	-	-	-	-	-	-
Imported	400.00 - 500.00	480.00 - 560.00	480.00 - 520.00	450.00 - 560.00	400.00 - 520.00	480.00 - 520.00	400.00 - 480.00	420.00 - 520.00	480.00 - 520.00
<i>Big Onion</i>									
Imported	250.00 - 300.00	300.00 - 360.00	290.00 - 360.00	290.00 - 360.00	250.00 - 360.00	260.00 - 320.00	260.00 - 350.00	250.00 - 340.00	280.00 - 360.00
Local	-	-	-	-	-	-	-	-	-
<i>Potato</i>									
Welimada	350.00 - 400.00	-	340.00 - 340.00	400.00 - 400.00	380.00 - 380.00	380.00 - 380.00	380.00 - 380.00	380.00 - 380.00	380.00 - 380.00
N'Eliya	400.00 - 440.00	400.00 - 480.00	400.00 - 440.00	460.00 - 480.00	400.00 - 480.00	400.00 - 420.00	400.00 - 420.00	400.00 - 420.00	400.00 - 440.00
Imported	250.00 - 360.00	260.00 - 320.00	280.00 - 320.00	260.00 - 360.00	260.00 - 360.00	260.00 - 360.00	280.00 - 350.00	260.00 - 310.00	260.00 - 320.00
<i>Pulses</i>									
Green Gram	700.00 - 750.00	950.00 - 1000.00	750.00 - 880.00	800.00 - 1000.00	750.00 - 850.00	700.00 - 800.00	700.00 - 850.00	800.00 - 850.00	850.00 - 950.00
Cowpea (White)	700.00 - 800.00	800.00 - 960.00	750.00 - 800.00	900.00 - 1000.00	760.00 - 860.00	800.00 - 850.00	800.00 - 900.00	800.00 - 900.00	850.00 - 950.00
Cowpea (Red)	700.00 - 800.00	800.00 - 960.00	750.00 - 880.00	900.00 - 1000.00	760.00 - 860.00	800.00 - 800.00	800.00 - 900.00	850.00 - 900.00	850.00 - 950.00
Red Dhal	290.00 - 300.00	300.00 - 340.00	290.00 - 340.00	300.00 - 340.00	295.00 - 320.00	290.00 - 300.00	300.00 - 300.00	290.00 - 300.00	300.00 - 340.00

Annex 02 - Colombo Markets: Retail Prices of Vegetables (Rs/kg) and Coconut (Rs/nut)

Week 51: 13 - 19 Dec 2024

28

CROP	PELIYAGODA	MAHARAGAMA	KIRULAPONE	NUGEGODA	NARAHENPITA	DEMATAGODA	THOTALANGA	KADAWATHA	KIRIBATHGODA
<i>Vegetable</i>									
Beans	400.00 - 450.00	560.00 - 600.00	520.00 - 550.00	600.00 - 600.00	500.00 - 550.00	420.00 - 440.00	500.00 - 550.00	560.00 - 600.00	550.00 - 600.00
Carrot	200.00 - 220.00	400.00 - 400.00	320.00 - 340.00	280.00 - 300.00	240.00 - 280.00	260.00 - 280.00	240.00 - 260.00	240.00 - 320.00	320.00 - 340.00
Leeks	300.00 - 320.00	450.00 - 450.00	450.00 - 460.00	400.00 - 450.00	340.00 - 450.00	360.00 - 400.00	350.00 - 400.00	360.00 - 400.00	340.00 - 360.00
Beetroot	360.00 - 400.00	560.00 - 560.00	520.00 - 530.00	550.00 - 560.00	400.00 - 500.00	400.00 - 400.00	340.00 - 360.00	450.00 - 480.00	400.00 - 400.00
Knolkhol	350.00 - 450.00	450.00 - 500.00	520.00 - 530.00	450.00 - 540.00	550.00 - 550.00	400.00 - 400.00	360.00 - 400.00	550.00 - 550.00	-
Raddish	200.00 - 220.00	340.00 - 400.00	320.00 - 340.00	360.00 - 400.00	300.00 - 320.00	240.00 - 240.00	280.00 - 300.00	340.00 - 350.00	240.00 - 260.00
Cabbage	280.00 - 320.00	400.00 - 400.00	360.00 - 400.00	450.00 - 450.00	300.00 - 400.00	320.00 - 340.00	300.00 - 320.00	400.00 - 450.00	320.00 - 340.00
Tomato	450.00 - 500.00	500.00 - 600.00	600.00 - 650.00	650.00 - 650.00	550.00 - 600.00	500.00 - 550.00	400.00 - 400.00	400.00 - 420.00	400.00 - 400.00
Ladies Fingers	200.00 - 240.00	320.00 - 360.00	260.00 - 280.00	320.00 - 360.00	260.00 - 360.00	260.00 - 280.00	260.00 - 280.00	350.00 - 360.00	260.00 - 280.00
Brinjal	350.00 - 360.00	450.00 - 480.00	350.00 - 400.00	480.00 - 500.00	340.00 - 420.00	360.00 - 400.00	340.00 - 350.00	400.00 - 430.00	320.00 - 340.00
Capsicum	750.00 - 800.00	800.00 - 1000.00	900.00 - 1000.00	760.00 - 800.00	800.00 - 1100.00	900.00 - 900.00	550.00 - 600.00	1000.00 - 1100.00	1000.00 - 1100.00
Pumpkin	160.00 - 180.00	240.00 - 260.00	240.00 - 250.00	240.00 - 260.00	200.00 - 240.00	230.00 - 240.00	180.00 - 200.00	240.00 - 260.00	230.00 - 240.00
Cucumber	160.00 - 180.00	320.00 - 320.00	230.00 - 240.00	280.00 - 320.00	200.00 - 240.00	160.00 - 160.00	200.00 - 220.00	300.00 - 320.00	320.00 - 320.00
Bitter Gourd	650.00 - 700.00	800.00 - 800.00	800.00 - 900.00	950.00 - 1000.00	760.00 - 800.00	800.00 - 800.00	650.00 - 700.00	900.00 - 1000.00	1000.00 - 1000.00
Snake Gourd	350.00 - 400.00	450.00 - 480.00	480.00 - 480.00	450.00 - 480.00	450.00 - 480.00	400.00 - 400.00	400.00 - 450.00	450.00 - 480.00	420.00 - 430.00
Drumstick	800.00 - 800.00	1100.00 - 1200.00	-	-	-	-	1000.00 - 1200.00	-	-
Luffa	350.00 - 400.00	480.00 - 550.00	450.00 - 480.00	480.00 - 550.00	480.00 - 550.00	400.00 - 400.00	320.00 - 350.00	420.00 - 450.00	400.00 - 420.00
Long Beans	380.00 - 400.00	480.00 - 480.00	460.00 - 480.00	480.00 - 480.00	450.00 - 480.00	-	420.00 - 450.00	420.00 - 450.00	480.00 - 480.00
Ash Plantain	180.00 - 200.00	280.00 - 320.00	240.00 - 250.00	320.00 - 320.00	240.00 - 280.00	320.00 - 320.00	200.00 - 220.00	240.00 - 260.00	240.00 - 260.00
Green Chillies	900.00 - 950.00	1200.00 - 1200.00	1000.00 - 1200.00	1000.00 - 1200.00	900.00 - 1100.00	900.00 - 1000.00	1000.00 - 1200.00	1100.00 - 1200.00	1000.00 - 1000.00
Lime	450.00 - 500.00	750.00 - 800.00	800.00 - 850.00	750.00 - 800.00	550.00 - 600.00	800.00 - 850.00	450.00 - 500.00	550.00 - 600.00	600.00 - 650.00
<i>Root Crops</i>									
Sweet Potato	160.00 - 180.00	320.00 - 320.00	230.00 - 240.00	320.00 - 320.00	240.00 - 280.00	200.00 - 240.00	180.00 - 200.00	320.00 - 320.00	240.00 - 260.00
Manioc	150.00 - 160.00	200.00 - 220.00	220.00 - 220.00	220.00 - 220.00	200.00 - 200.00	180.00 - 200.00	180.00 - 200.00	180.00 - 200.00	200.00 - 220.00
<i>Leafy Vegetable</i>									
Mukunuwenna	70.00 - 80.00	80.00 - 100.00	70.00 - 80.00	80.00 - 80.00	80.00 - 90.00	80.00 - 80.00	70.00 - 80.00	80.00 - 80.00	80.00 - 80.00
Kankun	60.00 - 70.00	80.00 - 100.00	70.00 - 80.00	80.00 - 80.00	80.00 - 90.00	80.00 - 80.00	70.00 - 80.00	80.00 - 80.00	80.00 - 80.00
Gotukola	160.00 - 160.00	180.00 - 180.00	180.00 - 180.00	180.00 - 180.00	180.00 - 180.00	180.00 - 200.00	180.00 - 180.00	180.00 - 180.00	180.00 - 180.00
<i>Coconut</i>									
Large	170.00 - 180.00	170.00 - 180.00	170.00 - 180.00	170.00 - 180.00	180.00 - 200.00	180.00 - 190.00	170.00 - 180.00	170.00 - 180.00	170.00 - 180.00
Small	-	-	160.00 - 160.00	150.00 - 160.00	-	-	160.00 - 160.00	-	-

Annex 03 - Colombo Markets: Retail Prices of Fruits (Rs/fruit)

Week 51: 13 - 19 Dec 2024

29

CROP	PELIYAGODA		MAHARAGAMA		KIRULAPONE		NUGEGODA		NARAHENPITA		DEMATAGODA		THOTALANGA		KADAWATHA		KIRIBATHGODA	
<i>Plantain</i>																		
Ambul (Rs/Kg)	150.00	180.00	180.00	220.00	200.00	220.00	200.00	200.00	180.00	200.00	120.00	200.00	100.00	150.00	120.00	150.00	160.00	180.00
Kolikuttu (Rs/Kg)	250.00	300.00	330.00	350.00	350.00	400.00	300.00	350.00	350.00	380.00	350.00	350.00	250.00	300.00	280.00	300.00	280.00	300.00
Seeni (Rs/Kg)	180.00	200.00	240.00	250.00	230.00	250.00	200.00	220.00	220.00	230.00	200.00	200.00	150.00	200.00	180.00	200.00	170.00	220.00
Anamalu	35.00	42.00	45.00	50.00	50.00	50.00	42.00	50.00	45.00	50.00	40.00	42.00	28.00	28.00	40.00	40.00	42.00	42.00
Ambun	50.00	64.00	64.00	70.00	70.00	70.00	60.00	70.00	70.00	70.00	60.00	60.00	50.00	60.00	60.00	60.00	60.00	70.00
<i>Pineapple</i>																		
Large	450.00	480.00	650.00	670.00	580.00	650.00	580.00	650.00	580.00	580.00	450.00	450.00	520.00	580.00	520.00	580.00	520.00	580.00
Medium	350.00	370.00	500.00	520.00	450.00	500.00	450.00	500.00	450.00	450.00	350.00	350.00	400.00	450.00	400.00	450.00	400.00	450.00
Small	280.00	290.00	400.00	420.00	360.00	400.00	360.00	400.00	360.00	360.00	280.00	280.00	320.00	360.00	320.00	360.00	320.00	360.00
<i>Mango</i>																		
Betti	-	-	-	-	-	-	-	-	-	-	-	-	-	-	-	-	-	-
Karthakolomban	150.00	170.00	170.00	200.00	200.00	230.00	220.00	230.00	200.00	200.00	130.00	130.00	130.00	170.00	130.00	170.00	130.00	170.00
Vilad	80.00	90.00	-	-	-	-	-	-	90.00	100.00	-	-	-	-	-	-	90.00	100.00
Kohu	-	-	-	-	-	-	-	-	-	-	-	-	-	-	-	-	-	-
<i>Other Fruits</i>																		
Wood Apple	50.00	60.00	80.00	80.00	80.00	100.00	90.00	100.00	60.00	65.00	60.00	60.00	40.00	50.00	40.00	50.00	60.00	70.00
Orange	140.00	140.00	180.00	200.00	140.00	160.00	240.00	240.00	200.00	240.00	-	-	-	-	-	-	-	-
Avocado	500.00	670.00	-	-	670.00	670.00	530.00	660.00	360.00	400.00	-	-	-	-	-	-	-	-
Slime Apple	70.00	90.00	120.00	140.00	100.00	140.00	120.00	140.00	100.00	100.00	80.00	100.00	-	-	140.00	140.00	100.00	120.00
Grapes (Rs/Kg)	1600.00	1700.00	2000.00	2200.00	1800.00	2200.00	2000.00	2200.00	1800.00	2000.00	2000.00	2000.00	2000.00	2000.00	2000.00	2000.00	1800.00	2000.00
Papaw (Rs/Kg)	270.00	280.00	340.00	380.00	350.00	380.00	320.00	380.00	300.00	330.00	280.00	300.00	200.00	250.00	260.00	280.00	220.00	250.00
Passion	35.00	40.00	80.00	80.00	70.00	80.00	70.00	80.00	55.00	60.00	60.00	70.00	50.00	55.00	60.00	60.00	55.00	60.00
King Coconut	170.00	200.00	180.00	200.00	180.00	200.00	180.00	200.00	160.00	170.00	180.00	200.00	160.00	180.00	180.00	200.00	160.00	200.00

Annex 04 - Colombo Markets: Retail Prices of Sea Fish and Dried Fish (Rs/kg)

Week 51: 13 - 19 Dec 2024

30

CROP	PELIYAGODA	MAHARAGAMA	KIRULAPONE	NUGEGODA	NARAHENPITA	DEMATAGODA	THOTALANGA	KADAWATHA	KIRIBATHGODA
<i>Sea Fish</i>									
Salaya	250.00 - 360.00	400.00 - 400.00	500.00 - 500.00	600.00 - 600.00	560.00 - 560.00	400.00 - 440.00	320.00 - 360.00	320.00 - 400.00	560.00 - 560.00
Hurulla	900.00 - 1000.00	-	-	-	1300.00 - 1300.00	1000.00 - 1000.00	-	-	-
Balaya	800.00 - 900.00	800.00 - 800.00	1200.00 - 1200.00	1200.00 - 1200.00	-	-	1000.00 - 1200.00	800.00 - 1000.00	1000.00 - 1000.00
Kelawalla	1000.00 - 1150.00	2400.00 - 2400.00	2000.00 - 2000.00	2000.00 - 2000.00	2600.00 - 2600.00	1600.00 - 1800.00	2000.00 - 2000.00	2400.00 - 2400.00	1960.00 - 2000.00
Thora	2000.00 - 2500.00	2800.00 - 2800.00	3600.00 - 3600.00	3400.00 - 3400.00	4600.00 - 4600.00	2800.00 - 2800.00	3000.00 - 3000.00	3200.00 - 3200.00	3800.00 - 3800.00
Paraw	1450.00 - 1550.00	2400.00 - 2400.00	1600.00 - 1700.00	2800.00 - 2800.00	2600.00 - 2600.00	2000.00 - 2000.00	1800.00 - 1800.00	2200.00 - 2200.00	1400.00 - 1600.00
Mora	-	-	-	-	-	-	-	-	-
Shrimps Small	1900.00 - 2000.00	2000.00 - 2400.00	2400.00 - 2400.00	1900.00 - 2000.00	-	2200.00 - 2400.00	2000.00 - 2000.00	2000.00 - 2000.00	2000.00 - 2000.00
Talapath	2150.00 - 2300.00	2800.00 - 2800.00	3000.00 - 3200.00	3000.00 - 3000.00	3000.00 - 3000.00	2800.00 - 2800.00	2800.00 - 2800.00	2800.00 - 3000.00	3000.00 - 3000.00
<i>Eggs (Rs/egg)</i>									
Brown	36.00 - 36.00	37.00 - 37.00	37.00 - 42.00	36.00 - 36.00	36.00 - 36.00	36.00 - 36.00	42.00 - 42.00	42.00 - 42.00	42.00 - 42.00
White	35.00 - 35.00	36.00 - 36.00	36.00 - 41.00	35.00 - 36.00	35.00 - 35.00	35.00 - 35.00	41.00 - 41.00	41.00 - 41.00	41.00 - 41.00
<i>Dried Fish</i>									
Sprats	1400.00 - 1600.00	1600.00 - 2000.00	1600.00 - 2000.00	1800.00 - 2000.00	1800.00 - 2000.00	1600.00 - 1800.00	1600.00 - 2000.00	1600.00 - 1800.00	2000.00 - 2000.00
Kattawa	1700.00 - 1800.00	1900.00 - 2000.00	2000.00 - 2000.00	2000.00 - 2000.00	2000.00 - 2000.00	2000.00 - 2000.00	2000.00 - 2000.00	1800.00 - 2000.00	2200.00 - 2200.00
Thora	-	-	-	-	-	-	-	-	-
Mora	2200.00 - 2400.00	2400.00 - 2400.00	2400.00 - 2600.00	2400.00 - 2600.00	2600.00 - 2600.00	2600.00 - 2600.00	2600.00 - 2600.00	2400.00 - 2400.00	2600.00 - 2600.00
Balaya	1400.00 - 1600.00	1600.00 - 1600.00	1800.00 - 1800.00	1800.00 - 1800.00	1800.00 - 1800.00	1800.00 - 1800.00	1800.00 - 1800.00	1600.00 - 1600.00	2000.00 - 2000.00
Anguluwa	1700.00 - 1800.00	2000.00 - 2200.00	2400.00 - 2400.00	2400.00 - 2400.00	2400.00 - 2400.00	2400.00 - 2400.00	2400.00 - 2400.00	-	2400.00 - 2400.00
Salaya	1000.00 - 1200.00	1000.00 - 1200.00	1000.00 - 1000.00	-	1000.00 - 1200.00	1000.00 - 1200.00	1000.00 - 1000.00	900.00 - 1000.00	1000.00 - 1200.00
<i>Meat</i>									
Beef (without Bones)	2500.00 - 2500.00	2500.00 - 2500.00	2600.00 - 2600.00	2500.00 - 2500.00	2500.00 - 2500.00	-	2400.00 - 2400.00	2500.00 - 2500.00	2600.00 - 2600.00
Chicken (Broiler)	1180.00 - 1180.00	1330.00 - 1330.00	1250.00 - 1250.00	1250.00 - 1260.00	1280.00 - 1280.00	1250.00 - 1250.00	1230.00 - 1230.00	1230.00 - 1300.00	1300.00 - 1300.00
Chicken (Curry)	1180.00 - 1180.00	1330.00 - 1330.00	1250.00 - 1250.00	1250.00 - 1260.00	1250.00 - 1250.00	1250.00 - 1250.00	1050.00 - 1050.00	1200.00 - 1200.00	1260.00 - 1300.00
Mutton	3300.00 - 3300.00	3300.00 - 3300.00	3600.00 - 3600.00	3500.00 - 3500.00	3500.00 - 3500.00	3300.00 - 3300.00	3300.00 - 3300.00	3500.00 - 3500.00	3600.00 - 3600.00
Pork	1200.00 - 1200.00	1200.00 - 1200.00	1300.00 - 1300.00	1300.00 - 1300.00	-	-	-	1300.00 - 1300.00	1300.00 - 1300.00

Annex 05 : Food Composition of Selected Food Commodities

Commodity	Energy (kcal/100g)	Protein (g/100g)	Total fat (g/100g)	Retinol Eq (µ g/100g)	Vit B2 (mg/100g)	Vit B6 (mg/100g)	Folate (µg/100g)	Vit C (mg/100g)	Calcium (mg/100g)	Magnesium (mg/100g)	Iron (mg/100g)	Zinc (mg/100g)
Rice												
Rice - (white Kekulu - normal)	361	9.88	1.52	-	0.03	0.09	10.67	-	6.94	26.29	1.22	1.5
Rice - (white Kekulu Samba)	355	8.81	1.53	-	0.03	0.09	8.11	-	9.82	30.48	0.92	1.7
Rice - (Red Kekulu - normal)	366	8.64	2.12	-	0.05	0.1	8.39	-	4.73	31.7	0.88	1.84
Rice -Samba	369	6.86	2.45	-	0.05	0.13	12.79	-	8.71	37.26	1.18	1.49
Rice - Nadu White	366	7.76	1.48	-	0.03	0.12	9.35	-	4.57	20.1	0.64	1.61
Dried chilies	233	12.68	6.41	437	0.84	0.42	46.83	NA	107	231	5.39	1.65
Onion												
Big onions	48	1.67	0.24	0.16	0.01	0.1	32.99	7.58	14.82	16.94	0.45	0.25
Red onions	55	2.13	0.15	0.18	0.02	0.13	30.15	14.26	20.37	19.32	0.31	0.28
Potatoes	71	1.67	0.25		0.01	0.09	14.31	20.5	9.83	23.84	0.46	0.29
Pulses												
Green gram	290	21.97	0.93	19.5	0.28	0.33	135	NA	98.96	146	4.15	2.86
White cowpea	320	21.25	1.14	1.36	0.09	0.26	249	NA	84.1	213	5.04	3.57
Red cowpea	320	20.24	1.08	0.96	0.11	0.27	273	NA	81.83	194	4.95	3.4
Red Dhal	319	23.09	0.77	1.06	1.6	0.22	55	NA	41.27	66.63	7.45	3.34
Vegetables												
Beans	46	3.95	0.15	6.64	0.1	0.3	45.2	7.02	35.68	45.56	0.7	0.59
Carrot	30	0.85	0.45	1240	0.03	0.1	24.71	5.93	27.65	11.7	0.59	0.25
Leeks	30	1.74	0.49	18.56	0.02	0.19	42.63	4.65	29.28	11.77	1.49	0.43
Beetroot	31	2.12	0.15	1.52	0.01	0.09	108	4.51	20.29	34.88	0.77	0.29
Knolkhol	16	1.69	0.34		0.05	0.19	12.7	77.64	40.09	19.35	0.23	0.18
Radish	29	0.75	0.11		0.02	0.09	18.09	12.13	35.64	13.56	0.38	0.16
Cabbage	21	1.35	0.14	3.35	0.05	0.14	52.66	29.62	56.85	18.47	0.33	0.16

Tomatoes	20	0.88	0.56	165	0.03	0.09	20.16	25.58	9.69	14.93	0.31	0.12
Ladies fingers	26	2.06	0.19	12.41	0.08	0.28	70.62	24.48	92.26	55.23	0.96	0.44
Brinjal (Pandora Striped)	29	1.49	0.31	23	0.12	0.09	30.99	1.49	18.95	18	0.32	0.19
Brinjal (Chinese eggplant)	24	1.28	0.33	16.83	0.12	0.11	32.94	3.37	14.4	21.18	0.28	0.16
Capsicum	23	1.22	0.34	38.96	0.03	0.29	28.65	49.63	12.65	11.21	0.21	0.31
Pumpkin (Common)	31	0.86	0.3	30.41	0.02	0.09	17.72	8.73	18.75	9.93	0.49	0.25
Cucumber	19	0.98	0.24	0.58	0.01	0.08	19.66	4.08	22.1	18.22	0.67	0.21
Bitter gourd	19	1.47	0.23	55.08	0.05	0.06	53.1	46.89	25.19	35.81	1.75	0.26
Snake gourd (Dark green)	11	0.82	0.25	10.41	0.03	0.12	18.09	3.54	26.83	25.84	0.41	0.11
Snake gourd (Pale green)	11	0.89	0.25	5.14	0.03	0.07	16.52	2.85	27.11	21.77	0.47	0.2
Drumstick	30	2.48	0.12	3.13	0.06	0.12	60.48	92.33	22.27	28.51	0.5	0.26
Watakolu	12	0.86	0.15	59.33	0.01	0.07	25.48	6.41	14.67	14.01	4.42	0.45
Long beans	24	3.36	0.3	-	0.06	0.11	99.98	8.93	44.22	33.17	1.01	0.08
Ash Plantain	76	2.84	0.56	0.06	0.02	0.07	6.82	4.49	5.19	22.55	0.39	0.21
Green chillies	39	2.28	0.76	38.16	0.08	0.25	21.29	98.61	20.25	36.91	1.25	0.29
Limes	26	0.66	0.26	0.36	0.01	0.05	12.1	38.05	26	15.25	0.12	0.05
Kekiri	17	1.01	0.25	0.76	0.01	0.07	17.34	8.07	25.72	26.2	0.63	0.22
Ash pumpkin (Ash guord)	18	0.8	0.15		0.01	0.15	14.17	9.14	19.27	23.62	0.48	0.13
Cho-Cho	19	0.58	0.12	0.3	0.04	0.07	63.81	23.76	20.55	13.02	0.49	0.12
Thalana batu (Little prince)	21	1.28	0.39	24.33	0.12	0.09	38.63	2.4	12.38	19.62	0.31	0.22
Thalana batu (Thai eggplant)	21	1.45	0.26	18.33	0.11	0.09	31.18	2.71	17.24	37.22	0.37	0.24
Thibbatu	61	1.66	1.96	15.89	0.03	1.02	72.39	10.8	105	57.46	1.06	0.59
Kohila yams	27	0.64	0.16	1.72	0.01	0.14	4.64	1.67	52.33	33.95	0.61	1.62
Kehel muwa	19	1.36	0.63	4.27	0.02	0.12	40.51	8.16	35.09	31.43	0.38	0.39
Ambaralla	37	0.73	0.44	3.36	0.01	0.1	44.49	35.51	20.7	9.28	0.7	0.12
Mango	50	0.75	0.09	14.5	0.02	0.14	34.89	91.63	28.56	17.74	0.5	0.09
Mushroom	27	2.54	0.42	-	0.15	0.13	7.81	11.56	0.9	14.42	1.32	0.79
Dambala	21	1.84	0.2	38.74	0.08	0.4	33.69	19.82	68.24	31.38	1.2	0.44
Coconuts nuts	390	3.67	39.92	-	0.05	0.11	14.86	-				

Root Crop												
Sweet potato	108	1.27	0.33	NA	0.04	0.09	14.44	22.2	28.93	21.05	0.51	0.14
Manioc	78	0.92	0.19	NA	0.07	0.2	0.1	1.95	25.31	19.08	19.78	23.73
Nelum ala/Lotus root	79	1.94	0.93	NA	0.05	0.19	26.49	26.63	37.71	26.58	3.34	0.35
Kiriala	87	3.96	0.15	1.19	0.03	0.16	20.17	2.71	30.79	41.52	0.6	0.42
Iniala	103	3.2	0.3	33.14	0.01	0.22	22.19	13.03	40.99	28.98	1.31	0.29
Leafy Vegetables												
Mukunuwanna	28	3.15	0.55	92.25	0.09	0.27	96.14	3.24	135	45.38	1.7	1.03
Gotukola	15	0.64	0.47	226	0.07	0.23	70.11	6.74	96.31	41.42	1.25	0.66
Kankun	15	0.47	0.37	1614	0.08	0.4	33.69	19.82	49.21	18.35	1.32	0.44
Kathurumurunga	70	8.01	1.35	2097	0.33	0.22	120	121	901	96.64	4.36	0.53
Nivithi	22	2.2	0.47	959	0.06	0.11	74.05	10.26	163	61.37	1.49	0.67
Thampala	32	3.55	0.72	1474	0.21	0.22	74.27	82	258	209	3.5	1.4
Sarana	20	2.42	0.21	1149	0.03	0.13	58.54	9.89	59.57	42.93	0.13	0.75
Kohila leaves	33	4.1	0.83	300	0.02	0.17	56.76	5.56	19.5	20.32	0.25	0.3
Onion leaves	27	2.01	0.26	NA	0.04	0.18	56.8	23.38	35.21	74.95	3.15	0.77
Cabbage leaves	30	3.63	0.27	8.66	0.05	0.24	63.46	40.76	170	18.47	2.67	0.35
Salad leaves	19	1.05	0.24	NA	0.1	0.06	37.48	11.64	58.23	36.89	2.07	0.27
Cauliflower	23	2.09	0.48	0.14	0.06	0.11	46.67	50.17	22.44	18.52	0.76	0.27
Jackfruit pods	25	2.14	0.34	NA	0.03	0.04	30.7	24.77	37.32	26.08	0.3	0.17
Jackfruit seeds	77	5.66	0.44	NA	0.02	0.08	58.91	15.24	40.87	50.14	0.52	0.42
Meat												
Chicken	176	23.14	9.24	6.88	0.07	0.49	10.09	-	15.06	20.18	0.75	0.64
Beef	160	23.3	7.45	2.15	0.08	0.32	1.93	-	4.8	28.54	2.41	3.31
Mutton	138	20.37	6.23	2.7	0.13	0.28	1.73	-	7.58	19.5	1.62	5.05
Pork	161	18.83	9.5	1.9	0.09	0.28	8.15	-	6.58	8.9	0.79	0.8
Fish												
Balaya	96	21.28	1.12	21.01	0.15	0.12	7.89		6.45	26.02	0.68	0.46
Seer	136	22.28	5.18	81.9	0.07	0.16	15.45		9.85	36.73	0.41	0.74

Shark	95	21.6	0.83	1.11	0.04	0.11	8.57	8.44	32.58	0.41	0.74
Paraw	87	20.02	0.7	1.49	0.02	0.16	6.77	8.17	31.68	0.67	0.41
Thalapath	91	16.04	2.88	12.03	0.1	0.13	78.22	7.64	24.89	0.71	0.67
Kelawalla	109	21.47	2.55	15.95	0.17	0.73	77.39	13.35	33.82	0.68	0.64
Haedaella	87	19.88	0.78	12.18	0.04	0.06	11.7	36.6	53	0.54	0.65
Hurulla	88	17.08	2.18	10.02	0.14	1.66	61.66	103	35.45	1.24	1.05
Karalla / Katuwalla	97	21.8	1.06	1.25	0.02	0.1	14.38	37.06	39.05	0.24	0.42
Kumbala / Angila	101	21.51	1.53	16.34	0.1	0.1	7.13	31.27	37.46	1.46	0.67
Salaya / Sudaya	100	19.5	2.39	15.41	0.18	1.39	60.87	435	42.83	1.4	2.3
Theppli / Telapiya /Korali	83	18.48	1.08	17.14	0.18	0.18	8.29	99.39	24.96	2.84	0.88
Prawns	65	14.85	0.56	1.24	0.03	0.1	15.37	37.81	30.5	0.73	1.1
Crabs	45	10	0.55	8.33	0.14	0.18	13.83	37.81	45.93	0.73	1.1
Cuttle fish	76	16.82	0.93	1.93	0.02	0.04	6.22	8.73	35.46	0.62	1.3
Linna	112	20.3	3.37	15.78	0.23	0.68	59.78				
Coppara	97	22.89	0.56	21.51	0.04	0.12	8.08	7.2	30.08	1.2	0.58
Ray (Maduwa)	97	23.98	0.68	7.55	0.02	0.21	25.59	9.16	24.61	0.74	0.44

Dried Fish

Dried sprats	259	51.16	5.92	12.83	0.25	0.62	438	1178	162	3.06	4.2
Dried keeramin	311	49.6	12.42	12.92	0.13	2.41	144	555	166	2.58	3.19
Dried thalapath	289	54.68	8.04	9.38	0.04	0.43	97.8	62.75	110	1.96	1.45
Dried katta	275	50.04	8.31	2.48	0.03	0.35	80.4	86.55	92.17	1.47	1.16
Dried balaya	282	63.79	3.37	14.32	0.12	1.98	213	83.48	83.45	3.6	1.44
Dried shark / keelan	267	55.03	5.25	10.31	0.04	0.32	187	42.24	92.94	1.48	0.66

Eggs

Hen eggs (Country)	170	13.14	13	208	0.08	0.18	54.6	50.14	11.04	1.64	1.12
Hen eggs (Table)	135	13.55	9.03	200	0.19	0.19	49.46	63.3	12	2.39	1.73
Quail eggs	153	12.39	11.46	153	0.11	0.17	54.86	60.67	11.21	2.55	1.51

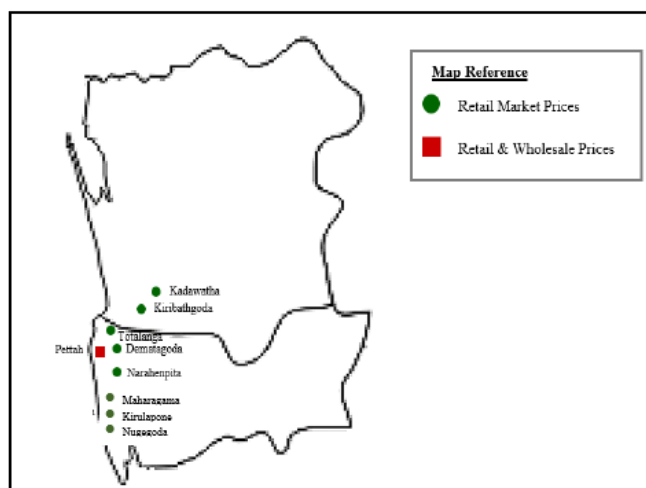
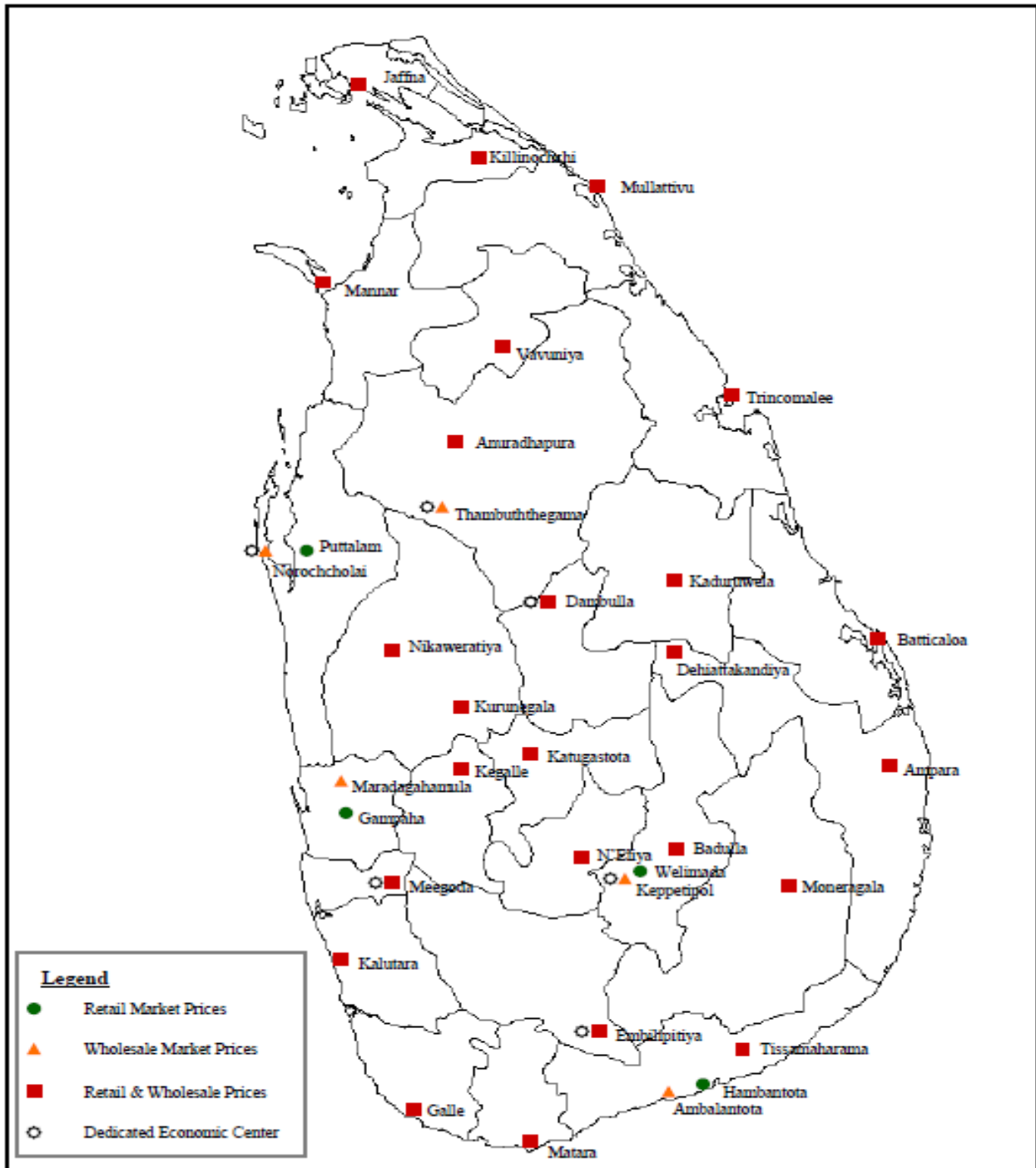
Fruits

Banana Embul	109	1.11	1.09	9.68	0.05	0.64	32.98	13.61	9.39	25.67	0.51	0.23
Anamaalu	102	1.04	0.72	16.4	0.04	0.65	21.07	3.66	8.06	27.02	0.51	0.23

Koli kuttu	107	1.38	0.34	8.8	0.03	0.47	18.12	7.71	8.56	38	0.32	0.14
Pineapple	37	0.41	0.17	5.76	0.04	0.12	17.86	39.36	10.37	10.71	0.3	0.09
Papaya	26	0.42	0.16	171	0.11	0.04	54.85	48.62	16.77	8.9	0.23	0.08
Mangoes (Karthakolomban)	79	0.8	0.92	259	0.01	0.1	35.52	17.74	3.12	6.72	0.1	0.08
Mangoes (Vilad)	44	0.76	0.58	146	0.05	0.26	67.6	29.97	16.93	14.79	0.65	0.19
Apple	62	0.29	0.64	0.36	0.02	0.08	3.43	2.9	3.12	6.72	0.1	0.08
Avacado	144	2.95	13.86	2	0.08	0.18	67.17	9.36	28.48	48.14	0.81	0.75
Wood apple	78	3.09	3.62	0.46	0.01	0.14	6.07	13.58	59.15	25.16	0.45	0.32
Orange	46	1.07	0.37	23.44	0.01	0.28	14.46	20.19	31.18	20.36	0.81	0.35
Guava	39	1.53	0.38	19.67	0.01	0.11	25.24	30.88	6.59	12.02	0.53	0.33
Grapes	49	0.95	10.69	3.22	0.04	0.1	7.07	20.51	7.27	6.86	0.28	0.07
Melon	19	0.65	0.16	130	0.02	0.11	6	8.24	4.05	9.76	0.15	0.1

Source: Sri Lanka Food Composition Tables, Ministry of Health - 2021.

Price Collecting Areas





HARTI



Ministry of Agriculture

**Food Systems and Market Research Division & Data Management Division
Hector Kobbekaduwa Agrarian Research and Training Institute**

No. 114, Wijerama Mawatha, Colombo 07.

Phone: 011-2696981 Fax: 011-2682283

E-mail: mfpaharti@yahoo.com

Web: www.harti.gov.lk

www.mobilink.lk

දෛනික චිළචිඵ තොග මිල, ජංගම දුරකථනයෙන්

හෙක්ටර් කොච්චෛකඛුව ගොවි කටයුතු පර්යේෂණ හා පුහුණුවිර්මේ ආයතනය අනුමුතයෙන්

මොබිටෙල් ජංගම මිල දර්ශනය

මොබිටෙල් ජංගම දුරකථන ජාලයෙන් චිළචිඵ තොග මිල දැරෛනික.

6666 අමතන්න.

මොබිටෙල් අද මිල - අඛ ආඛ

මොබිටෙල් ජංගම දුරකථන ජාලයෙන් චිළචිඵ තොග මිල දැරෛනික.

චිළචිඵ තොග මිල දැරෛනික.

චිළචිඵ තොග මිල දැරෛනික.