

RETAIL MARKET AT A GLANCE

Summary

Rice



Prices of *samba* grade I and II have increased by Rs.3.00/kg and Rs.2.00/kg, while the prices of *nadu* grade I and raw red have decreased by Rs.2.00/kg and Rs.1.00/kg. Prices ranged between Rs.230.00-260.00/kg for *samba* rice and Rs.220.00-230.00/kg for *nadu* rice in Colombo and suburb markets.

(Page No.01-02)

Other Field Crops



Price of imported red onion (Rs.16.00/kg) and imported big onion (Rs.17.00/kg) have increased further. Prices ranged between Rs.500.00-680.00/kg (red onion) and Rs.450.00-600.00/kg (big onion) respectively. Price of Nuwara Eliya potato has increased by Rs.21.00/kg and the price of imported potato has decreased by Rs.18.00/kg. On the other hand, the prices of green gram, white and red cowpea have increased further. Prices of white and red cowpea ranged between Rs.1,000.00-1,200.00/kg.

(Page No.02-04)

Vegetables



Prices of most of the vegetables have increased due to low supply and increased demand with the festive period. Among up-country varieties, beans showed the highest price increase of Rs.73.00/kg, followed by carrot (Rs.66.00/kg). Among low country varieties, the highest price increase was reported for brinjal due to high demand. The highest price range of Rs.520.00-800.00/kg was recorded for capsicum, brinjal and beans in Colombo and its suburban markets.

(Page No.04-05)

Coconut



Prices of both large and small coconuts have increased by less than Rs.4.00/nut. The price range for large nuts was Rs.110.00-130.00/nut, while for small nuts, it was Rs.90.00-100.00/nut.

(Page No.05)

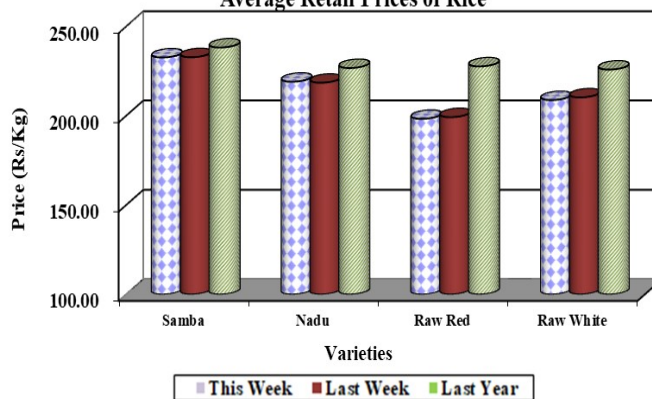
Eggs



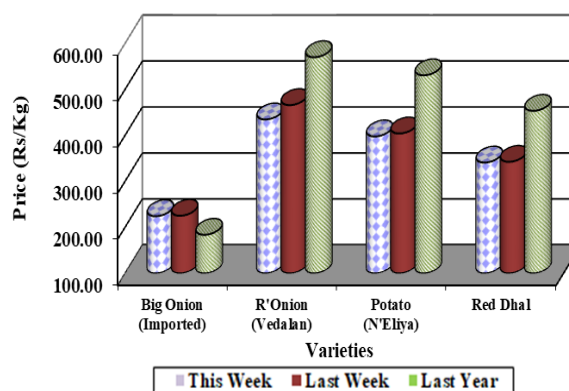
Prices of both brown and white eggs have decreased by Rs.6.00/egg and Rs.7.00/egg due to availability of imported stocks in the market. The average retail prices for brown and white eggs were Rs.58.00/egg and Rs.55.00/egg respectively.

(Page No.08-09)

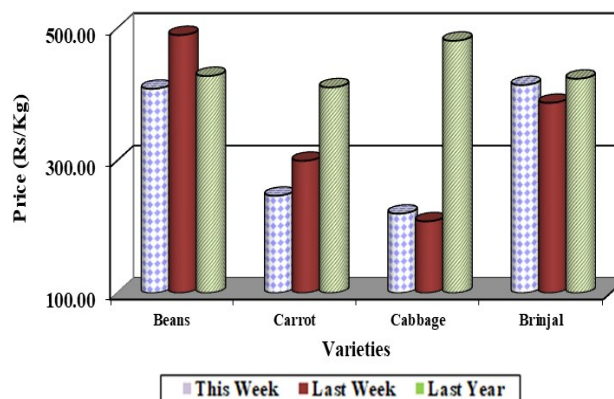
Average Retail Prices of Rice



Average Retail Prices of Other Field Crops



Average Retail Prices of Vegetables



Rice

Wholesale

Price of both samba grade I and II has increased by 1% due to unavailability of sufficient stocks and prices ranged Rs.230.00-240.00/kg and Rs.225.00-230.00/kg respectively.

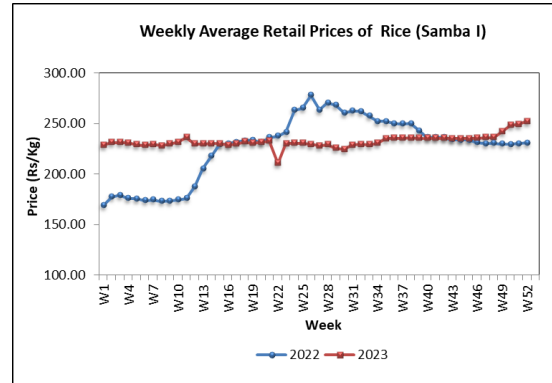
Price of nadu grade I and raw red has decreased by 1% and the price ranged Rs.210.00-215.00/kg and Rs.175.00-185.00/kg respectively. Prices of other local rice varieties have not changed considerably and average prices of keeri samba, nadu grade II and raw white were Rs.316.43/kg, Rs.206.00/kg and Rs.201.67/kg respectively.

Compared to the same period of last year, prices of all local rice varieties except raw red have increased in the range of 3%-41% while the price of raw red has decreased by 9%.

Retail

Prices of samba grade I and II have increased by Rs.3.00/kg and Rs.2.00/kg respectively and their price ranged Rs.230.00-260.00/kg and Rs.240.00-250.00/kg respectively. Prices of nadu grade I and raw red have decreased by Rs.2.00/kg and Rs.1.00/kg respectively and their prices ranged Rs.220.00-230.00/kg and Rs.200.00-215.00/kg respectively. Average price of nadu grade

II was Rs.220.00/kg and the average price of raw white was Rs.215.00/kg.



Compared to the same period of last year, prices of samba grade I and II, nadu grade II and raw white have increased in range of 1%-11% and price of raw red decreased by 5%.

Paddy

Slight price changes of major paddy varieties have been recorded in major producing areas. Accordingly, the average price of short grain (samba) paddy has increased by Rs.1.00-5.00/kg in Anuradhapura, Kalawewa and Ampara areas. Further, a price increase of Rs.3.00/kg was also reported for keeri samba paddy in Kalawewa area while the price has decreased by Rs.1.00-2.00/kg in Anuradhapura and Kurunegala areas. The average prices for short grain (samba) and keeri samba ranged between Rs.123.00-131.00/kg and Rs.145.00-164.00/kg respectively. Subsequently, the average price of long grain white paddy has also decreased by Rs.1.00-3.00/kg in few

major producing areas and its prices ranged between Rs.105.00-117.00/kg in major producing areas. Further, Rs.1.00-4.00/kg price decrease was also reported for long grain red paddy in major producing areas in the Southern province and the prices ranged Rs.90.00-100.00/kg.

Compared to the same period of last year, average farm gate paddy prices of most of the major paddy varieties except long grain red paddy have increased by 5%-50% and the highest price increase was reported for keeri samba paddy while the price of long grain red paddy has decreased by 17%-18%.

Dried Chillies

Wholesale

Price of imported dried chillies has not changed considerably and the price ranged Rs.1000.00-1100.00/kg.

Compared to the same period of last year, price of imported dried chillies has decreased by 26% respectively.

Retail

Price of imported dried chillies has increased by Rs.2.00/kg and the price ranged Rs.1100.00-1500.00/kg.

Compared to the same period of last year, the price of imported dried chillies has decreased by 27%.

Onion

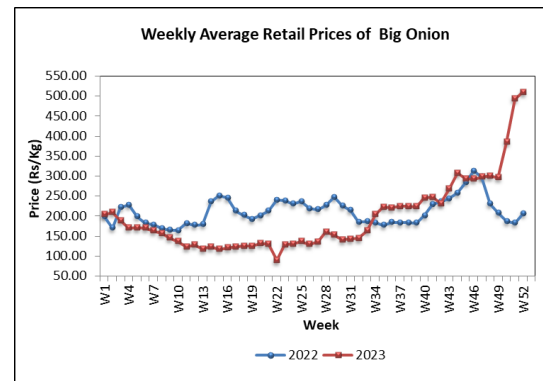
Wholesale

Price of imported red onion has increased by 13% due to unavailability of sufficient stocks and the price ranged Rs.410.00-500.00/kg. Price of imported big onion has not changed significantly and the price ranged Rs.390.00-465.00/kg.

Compared to the same period of last year, price of imported red onion has decreased by 22% while price of imported big onion has increased by 170%.

Retail

Price of imported red onion has increased by Rs.16.00/kg and the price ranged Rs.500.00-680.00/kg. Prices of imported big onion has increased by Rs.17.00/kg and price ranged Rs.450.00-600.00/kg.



Compared to the same period of last year, price of imported red onion has decreased by 23% and the price of imported big onion has increased by 148%.

Potato

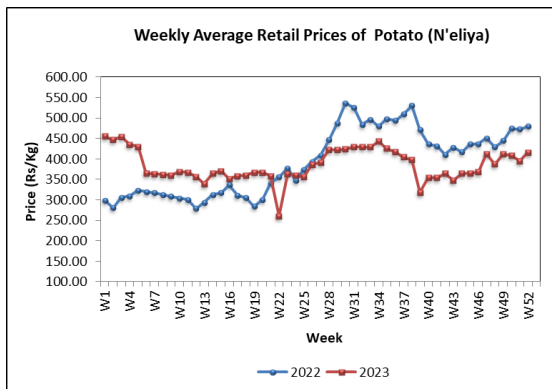
Wholesale

Price of Nuwara Eliya potato has increased by 6% due to availability of high quality stocks and the price ranged Rs.320.00-360.00/kg. Price of imported potato has decreased by 12% due to availability of low quality stocks and the price ranged Rs.125.00-210.00/kg.

Compared to the same period of last year, prices of Nuwara Eliya and imported potatoes have decreased by 23% and 3% respectively.

Retail

Price of Nuwara Eliya potato has increased by Rs.21.00/kg and the price ranged Rs.380.00-460.00/kg. Price of imported potato has decreased by Rs.18.00/kg and the price ranged Rs.180.00-250.00/kg.



Compared to the same period of last year, prices of both Nuwara Eliya and imported potatoes have decreased by 13% and 7% respectively

Pulses

Wholesale

Price of green gram has increased by 6% due to availability of high quality stocks and the price ranged Rs.850.00-1000.00/kg.

Prices of white cowpea and red cowpea have increased by 2% and 3% due to unavailability of sufficient stocks and price ranged Rs.1050.00-1150.00/kg and Rs.1100.00-1200.00/kg respectively.

Price of red dhal has not changed significantly and the average price was Rs.299.00/kg.

Compared to the same period of last year, prices of all pulse varieties have decreased in the range of 12%-18.

Retail

Prices of all varieties have increased. Price of white cowpea and red cowpea have increased by Rs.27.00/kg and Rs.33.00/kg respectively and prices ranged Rs.1200.00-1300.00/kg for both commodities. Prices of green gram and red dhal have increased by Rs.19.00/kg and Rs.5.00/kg respectively and their prices ranged Rs.1000.00-1300.00/kg and Rs.320.00-360.00/kg respectively.

Compared to the same period of last year, prices of all pulse varieties have decreased in the range of 6%-11%.

Vegetable

Wholesale

Prices of most of the vegetables have increased due to decreased supply and increased market demand with the festive season.

Considering up country vegetables, the highest price increase was reported for both carrot and cabbage as 15% due to decreased supply from Nuwara Eliya and Bandarawela areas, followed by beans and beetroot as 10% and 6% respectively. However, price of knolkhol has decreased by 10% due to increased supply from Kandy area, followed by leeks and raddish as 8% and 5% respectively following increased supply from Nuwara Eliya and Kandy areas respectively.

Price of tomato has decreased by 10% due to increased supply from all major producing areas and the price of capsicum has increased by 13% due to low supply from Nuwara Eliya and Puttalam areas.

Considering low country vegetables the highest price increase was reported for brinjal as 44% due to decreased supply from all major producing areas, followed by luffa as 25% due to decreased supply from Kandy area. Prices of pumpkin, ash plantain, cucumber and snake gourd have increased in the range of 5%-14%. However, prices of ladies fingers has decreased by 25% due to increased supply

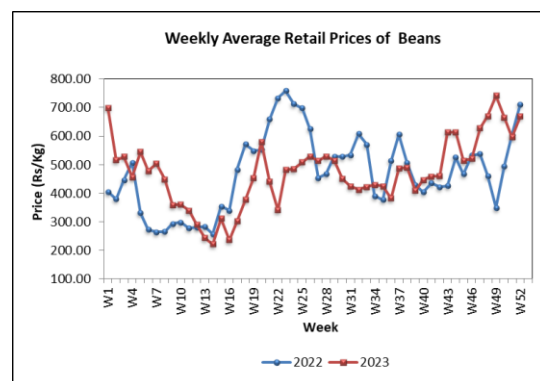
from Puttalam areas, followed by long beans as 16% due to increased supply from Embilipitiya areas.

Price of green chilies has increased by 13% due to decreased supply from Nochchiyagama area and the price of lime has decreased by 31% due to increased supply from all major producing areas.

Compared to the same period of last year, prices of most of the vegetables have increased with the highest price increase reported for green chilies as 389%.

Retail

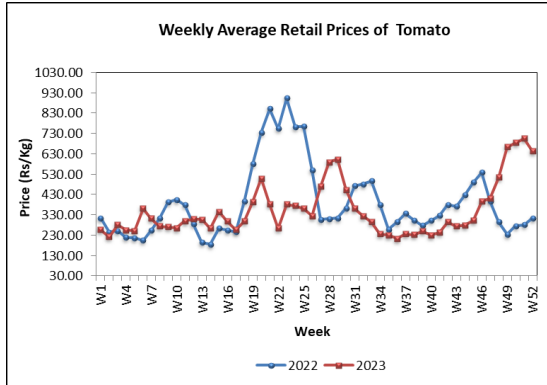
In line with the increased wholesale prices, retail prices of the most of the vegetable varieties have also increased.



Considering the up country varieties, the highest price increase was reported for beans as Rs.73.00/kg followed by carrot (Rs.66.00/kg). Price of cabbage has increased by Rs.14.00/kg. However, prices of raddish, knolkhol, beetroot and leeks have decreased by Rs.51.00/kg,

Rs.44.00/kg, Rs.26.00/kg and Rs.8.00/kg respectively.

Price of tomato has decreased by Rs.62.00/kg, while price of capsicum has increased by Rs.35.00/kg.



Considering the low country varieties, the highest price increase was reported for brinjal as Rs.226.00/kg, followed by snake gourd and luffa as Rs.6.00/kg and Rs.3.00/kg respectively. However, prices of bitter gourd and cucumber have decreased by Rs.60.00/kg and Rs.7.00/kg respectively.

Further, the prices of green chilies have increased by Rs.264.00/kg while the price of lime has decreased by Rs.227.00/kg.

Compared to the same period of last year, prices of most of the varieties have increased and the highest price increase was reported for green chilies as 206%.

Coconut

Wholesale

Prices of large and small nuts have increased by 9% and 7% respectively.

Price ranges were Rs.100.00-105.00 for a large nut and Rs.85.00-92.00 for a small nut.

Compared to the same period of last year, prices of large and small nuts have increased by 10% and 9% respectively.

Retail

Prices of both large and small nuts have increased by Rs.1.00/nut and Rs.4.00/nut respectively. Price ranges were Rs.110.00-130.00 for a large nut and Rs.90.00-100.00 for a small nut.

Compared to the same period of last year, prices of large and small nuts have increased by 10% and 8% respectively.

Fruits

Wholesale

Prices of most of the fruit varieties have increased due to increased demand and limited supply. The highest price increase was reported as 37% for passion fruit due to availability of quality stocks and increased demand. Prices of wood apple and papaw have increased by 24% and 18% respectively with limited supply and availability of quality stocks. Prices of all varieties of banana have increased in the range of 4%-17% due to limited supply and increased demand. In addition, price of avocado has increased by 14% due to

limited supply. Prices of all types of mango have also increased by 7%-26%. However, price of slime apple has decreased by 25% with availability of raw fruits while prices of all sizes of pineapple have decreased in the range of 1%-5% with availability of ripe stocks.

Compared to the same period of last year, prices of the most of the fruit varieties have increased with the highest price increase of 193% as reported for orange.

Retail

Prices of most of the fruit varieties have increased in line with increased wholesale prices. The highest price increase of Rs.31.00/kg was reported for imported grapes due to unavailability of sufficient stocks in the market. Further, price of papaw has increased by Rs.27.00/kg.

In addition, prices of ambul, kolikuttu and seni banana have increased in the range of Rs.11.00-18.00/kg due to unavailability of sufficient stocks. Moreover, prices of king coconut and passion fruit have increased by Rs.8.00/fruit and Rs.7.00/fruit respectively.

Meanwhile, the highest price decrease of Rs.62.00/fruit was reported for medium sized pineapple due to low demand. Further, prices of small and large sized pineapple have decreased by

Rs.42.00/fruit and Rs.53.00/fruit respectively. Moreover, the price of slime apple has decreased by Rs.19.00/fruit.

Compared to the same period of last year, prices of the most of the fruit varieties have increased with the highest price increase of 76% reported for orange.

Fresh Fish

Wholesale

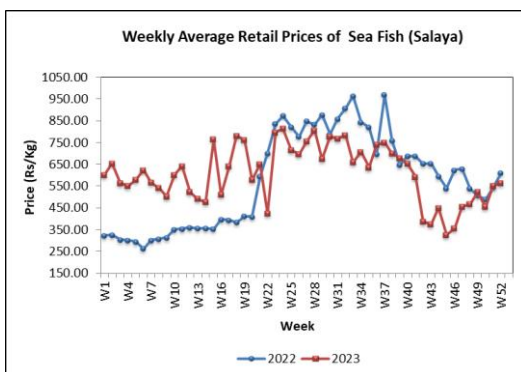
Wholesale prices of all fresh fish types except mora have increased due to limited supply due to limited fishing with the Christmas festival. The highest price increase of 17% was noted for kelawalla due to low supply from Beruwala, Galle and Mirissa areas and the price ranged Rs.1150.00-1550.00/kg. A price increase of 14% and 13% was noted for thora and paraw due to low supply from Northern areas and their prices ranged between Rs.2200.00-3000.00/kg and Rs.1300.00-1600.00/kg respectively. Likewise, a price increase of 10% was noted for hurulla due to low supply from Kalpitiya and Mullaitivu areas and the price ranged between Rs.700.00-800.00/kg.

However, a price decrease of 6% was noted for mora due to high supply from Valachchenai, Kalmunai and Mannar areas and the price ranged Rs.1000.00-1300.00/kg.

Compared to the same period of last year, current wholesale prices of most of the fresh fish types have decreased in the range of 1%-41% and the highest price decrease was noted for salaya.

Retail

In line with increased wholesale prices, retail prices of all types of fresh fish have also increased. The highest price increase was reported for thora by Rs.522.00/kg followed by Rs.270.00/kg for balaya. Price of paraw has increased by Rs.110.00/kg. The remaining types have also increased in the range of Rs.14.00-83.00/kg.



Compared to the same period of last year, prices of most types of fresh fish have decreased in the range of 3%-12% and the highest price decrease was reported for kelawalla.

Dried Fish

Wholesale

Due to decreased supply of local dried fish, the prices of the most of the local and imported dried fish types have increased. The highest price increase of 5% was noted for local balaya due to low supply from Negombo and Beruwala areas and the price ranged Rs.850.00-960.00/kg. A price increase of 4% was noted for local salaya due to low supply from Mannar, Chilaw and Puttalam areas and the price ranged Rs.350.00-480.00/kg. However, a price decrease of 3% was noted for local sprats due to high supply from Trincomalee, Mannar and Negombo areas and the price ranged between Rs.1250.00-1450.00/kg.

Compared to the same period of last year, current wholesale prices of most of the dried fish types have increased in the range of 1%-15% and the highest price increase was reported for local maduwa.

Retail

Prices of all types of dried fish except local sprats have increased due to insufficient stocks. The highest price increase of Rs.165.00/kg was reported for kattawa followed by Rs.155.00/kg for imported sprats. Prices of salaya, mora, balaya and anguluwa have increased by

Rs.63.00/kg, Rs.52.00/kg, Rs.39.00/kg and Rs.31.00/kg respectively.

However, price of local sprats has decreased by Rs.21.00/kg due to a decrease in demand with higher prices.

Compared to the same period of last year, prices of the most types of dried fish have increased in the range of 1%-22% and the highest price increase was reported for balaya.

Eggs

Wholesale

Prices of brown and white eggs have decreased by 6% and 7% respectively and their prices ranged Rs.53.00-64.00/egg and Rs.51.00-58.00/egg respectively.

Compared to the same period of last year, price of white egg has decreased by 9%.

Retail

Price of both brown and white eggs have decreased by Rs.6.00/egg and Rs.7.00/egg respectively due to availability of imported eggs at the market. The price range was Rs.55.00-62.00/egg for brown eggs and the average price of a white egg was Rs.55.00/egg.

Compared to the same period of last year, prices of both brown and white egg have decreased by 5% and 9% respectively.

Meat

Retail

Price of beef has increased by Rs.183.00/kg due to decreased supply. Price of mutton has increased by Rs.83.00/kg Further; prices of skinless curry chicken and skinless broiler chicken have increased by Rs.46.00/kg and Rs.8.00/kg respectively. However, price of pork has decreased by Rs.225.00/kg.

Compared to the same period of last year, the prices of most types of meat have increased in the range of 3%-14% with the highest price increase reported for beef.

EXPLANATORY NOTE

The Food Commodities Bulletin is a weekly publication containing information relating to wholesale and retail prices of selected food commodities in nine selected markets in and around Colombo and main markets in the major producing areas.

The information is analyzed and presented as prevailing prices, price ranges, averages, and a comparison of weekly prices. The changes in prices reported are always with price prevailed during the previous week unless otherwise stated.

The frequency of collection of wholesale price information is twice a week (i.e. Tuesday and Friday) while with retail prices, it is thrice a week (i.e. Friday, Monday, and Tuesday).

Table 01: Selected Markets: Wholesale Price of Rice (Rs/50Kg Bag)

Week 52: 22 - 28 December 2023

LOCATIONS	Rice Varieties													
	Samba 1		Samba 2		Keeri Samba		Nadu 1		Nadu 2		Raw Red		Raw White	
Colombo	11500	12000	11250	11500	15500	16250	10500	10750	10250	10400	8750	9250	9750	10250
Divulapitiya	11700	12500	11250	11500	15700	16400	10500	10700	10000	10400	9000	9500	9500	10000
Kurunegala	11500	12500	-	-	16000	16000	10600	10750	10000	10160	9250	9250	9500	9750
Nikaweratiya	12000	12000	11250	11250	16250	16250	10650	10750	9950	10250	9000	10000	9500	10000
Badulla	11500	11500	-	-	-	-	10500	10600	-	-	8650	9000	9500	10000
Puttalam	-	-	11250	11350	-	-	10700	10850	10000	10150	10250	10350	9750	10250
Dambulla	11900	12000	11400	11500	-	-	10700	10750	10000	10150	9500	9750	9000	9750
Anuradhapura	11450	11750	-	-	15250	15500	10750	10900	-	-	10000	10250	10000	10250
Tambuttegama	-	-	11250	11400	-	-	-	-	10150	10300	10250	10250	9750	10100
Polonnaruwa	11500	11500	11250	11250	15250	15750	10700	10750	9700	9750	10200	10250	9700	9750
Kalutara	-	-	11250	11500	-	-	-	-	10400	10500	9000	9400	10150	10400
Ampara	-	-	-	-	-	-	10900	11000	-	-	8750	9250	9250	9750
Kandy	11500	11750	11100	11250	15500	15750	10500	10750	10200	10250	9250	9500	9800	10200
Moneragala	11450	11750	-	-	15000	15500	10950	11000	-	-	8750	9250	9250	9750
Kegalle	-	-	-	-	-	-	-	-	-	-	-	-	-	-
Dehiattakandiya	12150	12500	-	-	15000	16500	10750	10900	10400	10400	10250	10250	9750	10250
Hambantota	11400	11750	-	-	-	-	-	-	-	-	8000	8250	9500	9750
Matara	-	-	-	-	-	-	10600	10800	-	-	8150	8750	9750	10250
Galle	-	-	-	-	-	-	10750	10900	-	-	8500	9250	10000	10400
Meegoda	11400	11500	-	-	-	-	10500	10600	10250	10250	8700	8900	9750	9900
Tissamaharama	11500	11750	11250	11250	16250	16500	10750	11000	-	-	7900	8200	9000	9750
Embilipitiya	11450	11500	-	-	-	-	10500	10600	9950	10050	7900	8100	9700	9800
Jaffna	11600	11750	-	-	15750	16000	10500	10700	9750	10250	9000	9250	9500	9600
Vavuniya	-	-	-	-	-	-	10500	10600	10250	10300	9000	9200	10250	10400
Mannar	12000	12250	-	-	16000	16500	10500	10750	10100	10250	9000	9250	10000	10250
Killinochchi	11500	11750	-	-	15500	16000	10500	10750	9500	9750	9000	9250	10250	10500
Mullattivu	-	-	-	-	-	-	-	-	-	-	-	-	-	-
Batticaloa	11750	12100	-	-	15800	16000	10400	10500	9700	10300	9000	9150	10400	10500
Trincomalee	11750	12000	-	-	15250	15750	10400	10500	9750	10250	8750	9000	10250	10500
Galenbindunuwew	11450	11800	-	-	15500	15600	10600	10750	10250	10250	9500	10250	9500	10000
Matale	11500	11900	-	-	-	-	10500	10750	10000	10250	9900	10150	9500	9900

Table 02: Selected Markets: Retail Price of Rice (Rs/Kg)

Week 52: 22 - 28 December 2023

11

LOCATIONS	Rice Varieties													
	Samba 1		Samba 2		Keeri Samba		Nadu 1		Nadu 2		Raw Red		Raw White	
Colombo	230.00	260.00	240.00	250.00	-	-	220.00	230.00	220.00	220.00	200.00	215.00	210.00	220.00
Gampaha	250.00	260.00	230.00	240.00	320.00	320.00	220.00	220.00	215.00	220.00	200.00	210.00	210.00	220.00
Kurunegala	250.00	260.00	230.00	230.00	330.00	340.00	220.00	220.00	-	-	200.00	200.00	210.00	220.00
Nikaweratiya	260.00	260.00	230.00	230.00	340.00	340.00	220.00	220.00	205.00	215.00	200.00	220.00	205.00	210.00
Dambulla	240.00	245.00	230.00	230.00	325.00	330.00	216.00	220.00	208.00	212.00	200.00	205.00	200.00	210.00
Anuradhapura	230.00	240.00	-	-	310.00	320.00	220.00	220.00	-	-	210.00	210.00	205.00	210.00
Thambuththegama	-	-	228.00	235.00	300.00	320.00	220.00	220.00	212.00	220.00	205.00	210.00	205.00	210.00
Polonnaruwa	230.00	240.00	-	-	310.00	320.00	218.00	220.00	195.00	200.00	210.00	210.00	195.00	200.00
Kaluthara	-	-	240.00	245.00	-	-	220.00	225.00	-	-	200.00	205.00	210.00	215.00
Badulla	235.00	240.00	-	-	310.00	320.00	215.00	220.00	-	-	175.00	185.00	195.00	205.00
Keppetipola	242.00	245.00	230.00	235.00	330.00	340.00	215.00	217.00	208.00	212.00	180.00	184.00	199.00	205.00
Moneragala	230.00	240.00	-	-	300.00	320.00	220.00	230.00	-	-	180.00	190.00	190.00	200.00
Kegalle	255.00	260.00	-	-	-	-	220.00	220.00	210.00	215.00	210.00	220.00	210.00	220.00
Ampara	260.00	260.00	230.00	240.00	-	-	220.00	220.00	215.00	220.00	195.00	195.00	195.00	200.00
Dehiattakandiya	245.00	260.00	-	-	310.00	340.00	218.00	220.00	210.00	210.00	210.00	210.00	200.00	210.00
Nuwaraeliya	242.00	245.00	235.00	238.00	340.00	345.00	215.00	217.00	208.00	212.00	182.00	185.00	199.00	204.00
Kandy	240.00	250.00	230.00	232.00	330.00	340.00	220.00	220.00	205.00	210.00	200.00	210.00	205.00	220.00
Puttalam	240.00	245.00	230.00	230.00	-	-	220.00	220.00	205.00	210.00	205.00	215.00	200.00	208.00
Hambantota	235.00	250.00	-	-	-	-	-	-	-	-	165.00	170.00	195.00	205.00
Rathnapura	-	-	-	-	-	-	-	-	-	-	-	-	-	-
Matara	235.00	250.00	-	-	320.00	340.00	220.00	220.00	-	-	165.00	175.00	198.00	210.00
Galle	260.00	260.00	-	-	340.00	350.00	220.00	220.00	-	-	180.00	195.00	210.00	210.00
Tissamaharama	-	-	230.00	240.00	330.00	350.00	220.00	230.00	-	-	160.00	168.00	185.00	200.00
Meegoda (DEC)	-	-	230.00	240.00	-	-	215.00	220.00	-	-	185.00	190.00	200.00	210.00
Embilipitiya	230.00	250.00	-	-	300.00	320.00	215.00	220.00	205.00	210.00	165.00	175.00	195.00	210.00
Jaffna	240.00	245.00	-	-	325.00	335.00	215.00	220.00	210.00	215.00	185.00	190.00	210.00	220.00
Vavuniya	-	-	-	-	-	-	218.00	220.00	210.00	215.00	190.00	194.00	210.00	215.00
Mannar	248.00	250.00	-	-	340.00	350.00	220.00	230.00	210.00	215.00	190.00	200.00	210.00	220.00
Killinochchi	240.00	245.00	-	-	330.00	340.00	220.00	225.00	200.00	210.00	190.00	195.00	220.00	225.00
Mullaittivu	-	-	-	-	-	-	-	-	-	-	-	-	-	-
Batticaloa	245.00	250.00	-	-	325.00	330.00	215.00	220.00	200.00	206.00	185.00	190.00	215.00	220.00
Trincomalee	245.00	250.00	-	-	330.00	340.00	215.00	220.00	200.00	205.00	185.00	190.00	215.00	220.00
Hanguranketha	243.00	245.00	230.00	235.00	-	-	217.00	220.00	208.00	215.00	185.00	190.00	198.00	212.00
Veyangoda	245.00	250.00	230.00	230.00	310.00	320.00	220.00	220.00	200.00	210.00	190.00	190.00	200.00	200.00
Galenbindunuwewa	230.00	240.00	-	-	315.00	315.00	215.00	220.00	210.00	210.00	200.00	210.00	195.00	210.00
Bandarawela	-	-	230.00	235.00	310.00	320.00	-	-	210.00	215.00	185.00	195.00	205.00	210.00
Matale	235.00	245.00	230.00	230.00	310.00	330.00	215.00	220.00	205.00	210.00	200.00	208.00	200.00	205.00

Table 04: Selected Markets: Wholesale Price of Subsidiary Food (Rs/50Kg)

Week 52: 22 - 28 December 2023

LOCATION	Dried Chillies	Red Onion		Big Onion	Potato			Pulses		
	Imported	Imported	Local		Imported	Welimada	Nuwara Eliya	Green Gram	Cowpea	Red Dhal
Colombo	50000 - 55000	20500 - 25000	-	19500 - 23250	6250 - 10500	-	16000 - 18000	42500 - 50000	52500 - 57500	14750 - 15000
Kurunegala	50000 - 52500	21000 - 22000	-	20000 - 21250	7000 - 7250	-	-	45000 - 52500	55000 - 55000	14750 - 15000
Nikaweratiya	50000 - 50750	25000 - 27500	-	21000 - 24500	7000 - 7100	-	-	45750 - 49250	42500 - 42500	14750 - 15000
Dehiattakandiya	50000 - 55000	22500 - 26000	-	21000 - 24000	8000 - 9250	-	-	-	-	14750 - 16000
Dambulla (DEC)	49000 - 50000	21500 - 22500	-	20000 - 21500	6500 - 7000	-	17000 - 17500	40000 - 42500	42500 - 47500	14750 - 15000
Anuradhapura	55000 - 57500	23000 - 26000	-	22000 - 24500	7500 - 9500	-	-	45000 - 50000	52500 - 60000	15000 - 15500
Thambuththegama	49000 - 52500	22500 - 24000	-	19000 - 24000	6500 - 7750	-	16500 - 17500	37500 - 39000	-	14750 - 15250
Polonnaruwa	57000 - 59000	25000 - 26500	-	22000 - 23500	10000 - 10250	-	19500 - 20500	48000 - 52000	50000 - 50000	15500 - 16250
Kaluthara	53000 - 55000	21500 - 22250	-	22000 - 23000	7250 - 7750	-	18000 - 18500	45000 - 46500	54000 - 56000	14900 - 15250
Puttalam	50000 - 52500	-	22500 - 25000	21000 - 22500	8500 - 10000	-	19000 - 20000	45000 - 47000	-	15000 - 15750
Kandy	54000 - 55000	22000 - 22500	-	21000 - 24000	7000 - 7750	-	17000 - 17500	42500 - 45000	54000 - 55000	15000 - 15250
Matara	54000 - 56000	25000 - 26500	-	22500 - 23000	8000 - 8500	-	18000 - 18500	45000 - 47500	49000 - 54000	15000 - 15500
Hambantota	51000 - 56000	24000 - 27500	-	22000 - 23000	7500 - 8250	-	18000 - 19000	40000 - 45000	47500 - 55000	14750 - 15250
Kegalle	54000 - 60000	25500 - 26000	-	20750 - 21850	7000 - 7150	-	19000 - 19150	46000 - 47000	57500 - 58000	15400 - 16000
Galle	57500 - 60000	27500 - 30000	-	21000 - 23750	9000 - 10000	-	-	45000 - 47500	42500 - 55000	15000 - 16000
Tissamaharama	52500 - 55000	23500 - 26500	-	24000 - 26000	-	-	-	39000 - 42500	47500 - 52000	15000 - 16000
Meegoda (DEC)	51500 - 52500	23000 - 24000	-	19500 - 20000	6500 - 7000	-	16000 - 17500	46500 - 47500	57500 - 60000	14750 - 15000
Jaffna	50000 - 52500	-	16400 - 16800	21000 - 21500	-	-	16500 - 17500	47000 - 48000	-	15000 - 15500
Vavuniya	57500 - 59500	-	-	23750 - 24250	9000 - 9500	-	-	50000 - 53000	-	15000 - 15500
Mannar	55000 - 57500	22000 - 22500	-	22500 - 23000	7500 - 8500	-	-	47500 - 49000	-	15250 - 15400
Killinochchi	54000 - 56000	-	-	22500 - 23500	8000 - 9000	-	-	47500 - 50000	-	15000 - 15500
Mullattivu	-	-	-	-	-	-	-	-	-	-
Batticaloa	54750 - 56000	22500 - 23000	-	22750 - 23500	9000 - 9500	-	23000 - 24000	50000 - 51500	55000 - 55500	15150 - 15350
Trincomalee	52500 - 55000	24000 - 25000	-	21000 - 23000	7000 - 8000	-	-	47000 - 49000	-	15250 - 15750
Galenbindunuwewa	52500 - 55000	23500 - 25000	-	23500 - 24500	8000 - 9500	-	-	44500 - 50000	62000 - 64000	15000 - 15500
Matale	50000 - 52500	24000 - 25000	-	22500 - 23000	7000 - 7500	-	17500 - 18000	-	-	15000 - 15250

Table 05: Selected Markets: Retail Price of Subsidiary Food Crops (Rs/Kg)

Week 52: 22 - 28 December 2023

LOCATIONS	Dried Chillies	Red Onion		Big Onion	Potato			Pulses		
	Imported	Imported	Local		Imported	Welimada	Nuwara Eliya	Green Gram	Cowpea	Red Dhal
Colombo	1100.00 - 1500.00	500.00 - 680.00	-	450.00 - 600.00	180.00 - 250.00	-	380.00 - 460.00	1000.00 - 1300.00	1200.00 - 1300.00	320.00 - 360.00
Gampaha	1280.00 - 1380.00	560.00 - 600.00	-	500.00 - 520.00	240.00 - 260.00	-	440.00 - 480.00	920.00 - 1000.00	1300.00 - 1360.00	320.00 - 360.00
Kurunegala	1200.00 - 1300.00	550.00 - 600.00	-	500.00 - 500.00	200.00 - 240.00	-	380.00 - 420.00	1200.00 - 1320.00	1300.00 - 1300.00	340.00 - 350.00
Nikaweratiya	1100.00 - 1300.00	480.00 - 600.00	-	460.00 - 520.00	180.00 - 200.00	-	380.00 - 400.00	950.00 - 1050.00	1100.00 - 1100.00	325.00 - 340.00
Dambulla	1100.00 - 1200.00	500.00 - 550.00	-	460.00 - 480.00	180.00 - 200.00	-	420.00 - 440.00	950.00 - 1000.00	1000.00 - 1100.00	320.00 - 330.00
Anuradhapura	1200.00 - 1300.00	480.00 - 640.00	-	460.00 - 560.00	180.00 - 240.00	-	-	950.00 - 1100.00	1100.00 - 1300.00	320.00 - 340.00
Thambuththegama	1100.00 - 1250.00	620.00 - 680.00	-	420.00 - 550.00	180.00 - 200.00	-	400.00 - 440.00	900.00 - 980.00	-	310.00 - 320.00
Polonnaruwa	1200.00 - 1260.00	510.00 - 540.00	-	450.00 - 480.00	180.00 - 210.00	-	380.00 - 420.00	1000.00 - 1100.00	1200.00 - 1200.00	320.00 - 340.00
Kaluthara	1180.00 - 1200.00	520.00 - 560.00	-	500.00 - 560.00	210.00 - 230.00	-	420.00 - 440.00	1100.00 - 1200.00	1200.00 - 1300.00	315.00 - 320.00
Badulla	1200.00 - 1250.00	550.00 - 600.00	-	500.00 - 600.00	180.00 - 200.00	400.00 - 440.00	-	900.00 - 1000.00	1100.00 - 1200.00	320.00 - 340.00
Keppetipola	1280.00 - 1300.00	550.00 - 580.00	-	460.00 - 500.00	260.00 - 280.00	350.00 - 370.00	-	980.00 - 1000.00	1100.00 - 1150.00	315.00 - 325.00
Moneragala	1150.00 - 1200.00	480.00 - 600.00	-	460.00 - 580.00	200.00 - 240.00	-	380.00 - 400.00	1000.00 - 1200.00	1100.00 - 1200.00	320.00 - 340.00
Kegalle	1150.00 - 1300.00	550.00 - 560.00	-	450.00 - 480.00	200.00 - 220.00	-	440.00 - 450.00	950.00 - 980.00	1150.00 - 1200.00	320.00 - 380.00
Ampara	1150.00 - 1300.00	520.00 - 600.00	-	500.00 - 560.00	190.00 - 240.00	-	440.00 - 440.00	950.00 - 950.00	-	310.00 - 320.00
Dehiattakandiya	1100.00 - 1100.00	540.00 - 600.00	-	440.00 - 500.00	180.00 - 200.00	-	-	-	-	320.00 - 340.00
Nuwaraeliya	1280.00 - 1320.00	560.00 - 580.00	-	480.00 - 520.00	260.00 - 280.00	-	400.00 - 420.00	980.00 - 1000.00	1100.00 - 1150.00	315.00 - 325.00
Kandy	1200.00 - 1220.00	600.00 - 650.00	-	500.00 - 520.00	200.00 - 220.00	-	420.00 - 440.00	1000.00 - 1040.00	1140.00 - 1240.00	330.00 - 340.00
Puttalam	1100.00 - 1200.00	-	600.00 - 720.00	500.00 - 600.00	200.00 - 220.00	-	400.00 - 480.00	950.00 - 1150.00	1100.00 - 1200.00	310.00 - 320.00
Rathnapura	-	-	-	-	-	-	-	-	-	-
Hambantota	1200.00 - 1250.00	540.00 - 600.00	-	480.00 - 540.00	190.00 - 210.00	-	380.00 - 400.00	900.00 - 1000.00	1000.00 - 1200.00	320.00 - 330.00
Matara	1200.00 - 1250.00	580.00 - 600.00	-	480.00 - 520.00	180.00 - 200.00	-	380.00 - 440.00	900.00 - 1000.00	1100.00 - 1200.00	320.00 - 340.00
Galle	1200.00 - 1300.00	600.00 - 680.00	-	480.00 - 520.00	190.00 - 220.00	-	-	950.00 - 1150.00	1200.00 - 1200.00	320.00 - 340.00
Tissamaharama	1150.00 - 1200.00	500.00 - 580.00	-	500.00 - 550.00	250.00 - 280.00	-	-	800.00 - 900.00	1000.00 - 1100.00	310.00 - 325.00
Meegoda (DEC)	1080.00 - 1100.00	-	-	440.00 - 520.00	180.00 - 200.00	-	400.00 - 480.00	980.00 - 1100.00	1180.00 - 1250.00	320.00 - 330.00
Embilipitiya	1200.00 - 1300.00	480.00 - 520.00	-	440.00 - 520.00	200.00 - 240.00	-	400.00 - 450.00	850.00 - 1000.00	1050.00 - 1200.00	312.00 - 390.00
Jaffna	1100.00 - 1200.00	-	400.00 - 430.00	470.00 - 500.00	180.00 - 200.00	-	390.00 - 420.00	1000.00 - 1050.00	-	320.00 - 330.00
Vavuniya	1250.00 - 1300.00	-	-	500.00 - 560.00	200.00 - 220.00	-	-	1100.00 - 1200.00	-	320.00 - 330.00
Mannar	1200.00 - 1300.00	550.00 - 620.00	-	480.00 - 520.00	180.00 - 200.00	-	-	1050.00 - 1100.00	-	320.00 - 350.00
Killinochchi	1150.00 - 1200.00	-	-	500.00 - 530.00	200.00 - 230.00	-	-	1050.00 - 1100.00	-	320.00 - 330.00
Mullaittivu	-	-	-	-	-	-	-	-	-	-
Batticaloa	1160.00 - 1200.00	500.00 - 520.00	-	500.00 - 540.00	200.00 - 220.00	-	500.00 - 600.00	1060.00 - 1100.00	1150.00 - 1180.00	320.00 - 330.00
Trincomalee	1150.00 - 1200.00	540.00 - 580.00	-	550.00 - 600.00	200.00 - 220.00	-	-	1000.00 - 1080.00	-	320.00 - 330.00
Hanguranketha	1100.00 - 1250.00	520.00 - 600.00	-	440.00 - 500.00	190.00 - 220.00	-	390.00 - 400.00	950.00 - 1150.00	1100.00 - 1200.00	310.00 - 330.00
Veyangoda	1200.00 - 1250.00	540.00 - 600.00	-	480.00 - 520.00	200.00 - 240.00	-	400.00 - 440.00	920.00 - 1050.00	1200.00 - 1400.00	310.00 - 320.00
Galenbindunuwewa	1100.00 - 1150.00	480.00 - 600.00	-	480.00 - 520.00	180.00 - 200.00	-	-	920.00 - 1100.00	1250.00 - 1300.00	320.00 - 335.00
Bandarawela	1200.00 - 1300.00	580.00 - 600.00	-	520.00 - 580.00	200.00 - 220.00	360.00 - 380.00	-	950.00 - 1000.00	1150.00 - 1250.00	320.00 - 340.00
Matale	1100.00 - 1200.00	550.00 - 600.00	-	500.00 - 550.00	180.00 - 200.00	-	420.00 - 440.00	1100.00 - 1200.00	-	320.00 - 330.00

Table 06: Selected Markets: Wholesale Price of Vegetables(Rs/Kg)

Week 52: 22 - 28 December 2023

Locations	Butter Beans	Green Beans	Carrot	Leeks	Beetroot	Knolkhol
Colombo	-	400.00 - 550.00	350.00 - 500.00	150.00 - 280.00	350.00 - 430.00	200.00 - 250.00
Meegoda (DEC)	-	640.00 - 680.00	450.00 - 550.00	250.00 - 280.00	450.00 - 500.00	-
Dambulla (DEC)	-	480.00 - 560.00	520.00 - 550.00	300.00 - 330.00	450.00 - 460.00	220.00 - 240.00
Keppetipola (DEC)	-	600.00 - 650.00	450.00 - 500.00	250.00 - 300.00	420.00 - 450.00	300.00 - 350.00
Norochchole (DEC)	-	-	-	-	420.00 - 500.00	-
Nuwara Eliya	-	560.00 - 580.00	560.00 - 570.00	300.00 - 350.00	400.00 - 450.00	300.00 - 350.00
Kandy	-	550.00 - 600.00	550.00 - 600.00	300.00 - 320.00	450.00 - 470.00	250.00 - 280.00
Hambantota	-	650.00 - 700.00	550.00 - 600.00	350.00 - 370.00	500.00 - 550.00	-
Thambuththegama (DEC)	-	450.00 - 520.00	580.00 - 610.00	270.00 - 300.00	520.00 - 550.00	-
Jaffna	-	540.00 - 560.00	530.00 - 550.00	330.00 - 340.00	550.00 - 560.00	-
Bandarawela	-	500.00 - 550.00	350.00 - 400.00	200.00 - 220.00	340.00 - 360.00	260.00 - 280.00
Veyangoda	-	530.00 - 600.00	600.00 - 650.00	320.00 - 350.00	550.00 - 560.00	260.00 - 300.00

Locations	Raddish	Cabbage	Tomato	Ladies Fingers	Brinjal	Capsicum
Colombo	130.00 - 180.00	350.00 - 400.00	300.00 - 650.00	100.00 - 180.00	500.00 - 600.00	400.00 - 500.00
Meegoda (DEC)	160.00 - 180.00	320.00 - 480.00	450.00 - 580.00	180.00 - 220.00	420.00 - 480.00	400.00 - 500.00
Moneragala	200.00 - 260.00	450.00 - 500.00	500.00 - 550.00	200.00 - 240.00	280.00 - 300.00	500.00 - 550.00
Dambulla (DEC)	100.00 - 120.00	330.00 - 350.00	400.00 - 450.00	120.00 - 130.00	400.00 - 450.00	500.00 - 550.00
Keppetipola (DEC)	120.00 - 150.00	350.00 - 400.00	300.00 - 350.00	160.00 - 170.00	450.00 - 500.00	550.00 - 600.00
Norochchole (DEC)	90.00 - 110.00	320.00 - 400.00	380.00 - 450.00	120.00 - 170.00	350.00 - 400.00	650.00 - 700.00
Nuwara Eliya	140.00 - 160.00	420.00 - 440.00	330.00 - 350.00	170.00 - 180.00	440.00 - 460.00	500.00 - 560.00
Kandy	120.00 - 140.00	320.00 - 360.00	400.00 - 420.00	180.00 - 200.00	350.00 - 400.00	450.00 - 480.00
Hambantota	150.00 - 200.00	400.00 - 450.00	400.00 - 450.00	200.00 - 250.00	380.00 - 450.00	600.00 - 650.00
Thambuththegama (DEC)	140.00 - 160.00	350.00 - 380.00	400.00 - 450.00	160.00 - 180.00	370.00 - 450.00	500.00 - 600.00
Tissamaharama	230.00 - 250.00	450.00 - 480.00	550.00 - 580.00	180.00 - 200.00	350.00 - 400.00	450.00 - 540.00
Jaffna	190.00 - 210.00	-	490.00 - 510.00	240.00 - 260.00	550.00 - 570.00	460.00 - 490.00
Bandarawela	120.00 - 140.00	300.00 - 340.00	450.00 - 500.00	-	300.00 - 350.00	500.00 - 550.00
Veyangoda	140.00 - 200.00	410.00 - 500.00	450.00 - 500.00	190.00 - 200.00	490.00 - 540.00	600.00 - 680.00

Locations	Pumpkin	Cucumber	Bitter Gourd	Snake Gourd	Drumstick	Luffa
Colombo	150.00 - 160.00	100.00 - 120.00	300.00 - 400.00	200.00 - 220.00	-	300.00 - 380.00
Meegoda (DEC)	150.00 - 165.00	90.00 - 100.00	370.00 - 450.00	200.00 - 220.00	-	300.00 - 370.00
Moneragala	170.00 - 200.00	140.00 - 150.00	600.00 - 650.00	260.00 - 300.00	-	480.00 - 500.00
Dambulla (DEC)	125.00 - 140.00	100.00 - 120.00	300.00 - 320.00	150.00 - 200.00	-	300.00 - 320.00
Keppetipola (DEC)	140.00 - 160.00	100.00 - 120.00	310.00 - 330.00	160.00 - 180.00	-	290.00 - 300.00
Norochchole (DEC)	120.00 - 150.00	60.00 - 90.00	350.00 - 420.00	220.00 - 280.00	-	250.00 - 330.00
Nuwara Eliya	160.00 - 170.00	120.00 - 130.00	330.00 - 340.00	180.00 - 200.00	-	300.00 - 330.00
Kandy	150.00 - 160.00	130.00 - 140.00	320.00 - 350.00	200.00 - 220.00	-	280.00 - 300.00
Hambantota	150.00 - 200.00	90.00 - 130.00	580.00 - 620.00	280.00 - 320.00	-	300.00 - 350.00
Thambuththegama (DEC)	80.00 - 130.00	70.00 - 100.00	300.00 - 350.00	180.00 - 200.00	-	250.00 - 300.00
Tissamaharama	130.00 - 180.00	100.00 - 120.00	450.00 - 500.00	200.00 - 280.00	-	250.00 - 350.00
Jaffna	125.00 - 140.00	110.00 - 130.00	640.00 - 660.00	250.00 - 270.00	-	-
Bandarawela	140.00 - 160.00	120.00 - 140.00	-	-	-	-
Veyangoda	130.00 - 160.00	100.00 - 130.00	400.00 - 430.00	200.00 - 240.00	-	310.00 - 380.00

Table 06 (Contd.)

	Long Beans	Ash Plantain	Green Chillies	Lime	Sweet Potatoe	Manioc
Colombo	120.00 - 180.00	250.00 - 300.00	800.00 - #####	200.00 - 400.00	80.00 - 100.00	80.00 - 100.00
Meegoda (DEC)	200.00 - 220.00	250.00 - 300.00	##### - #####	250.00 - 300.00	130.00 - 140.00	110.00 - 120.00
Moneragala	200.00 - 250.00	150.00 - 180.00	##### - #####	400.00 - 450.00	160.00 - 180.00	60.00 - 80.00
Dambulla (DEC)	180.00 - 220.00	260.00 - 280.00	##### - #####	200.00 - 250.00	120.00 - 150.00	80.00 - 90.00
Keppetipola (DEC)	200.00 - 220.00	260.00 - 270.00	##### - #####	210.00 - 230.00	120.00 - 130.00	100.00 - 120.00
Norochchole (DEC)	120.00 - 150.00	-	##### - #####	-	90.00 - 90.00	90.00 - 110.00
Nuwara Eliya	230.00 - 250.00	270.00 - 280.00	##### - #####	240.00 - 260.00	140.00 - 160.00	100.00 - 120.00
Kandy	250.00 - 260.00	250.00 - 280.00	##### - #####	230.00 - 250.00	130.00 - 150.00	90.00 - 100.00
Hambantota	150.00 - 200.00	150.00 - 200.00	##### - #####	480.00 - 500.00	150.00 - 170.00	100.00 - 120.00
Thambuththegama (DEC)	180.00 - 220.00	200.00 - 250.00	##### - #####	180.00 - 220.00	110.00 - 140.00	70.00 - 90.00
Tissamaharama	120.00 - 140.00	200.00 - 220.00	800.00 - 900.00	200.00 - 300.00	150.00 - 180.00	100.00 - 120.00
Jaffna	-	150.00 - 160.00	##### - #####	-	150.00 - 165.00	80.00 - 90.00
Bandarawela	-	-	##### - #####	-	120.00 - 140.00	100.00 - 120.00
Veyangoda	220.00 - 260.00	280.00 - 300.00	##### - #####	230.00 - 280.00	130.00 - 160.00	120.00 - 120.00

Locations	Leafy Vegetables (Rs/Bundle)			Coconut (Rs/Nut)	
	Mukunuwenna	Kankun	Gotukola	Large	Small
Colombo	45.00 - 60.00	45.00 - 60.00	280.00 - 300.00	100.00 - 105.00	85.00 - 92.00
Meegoda (DEC)	80.00 - 80.00	80.00 - 80.00	240.00 - 280.00	105.00 - 110.00	85.00 - 90.00
Norochchole (DEC)	50.00 - 60.00	50.00 - 60.00	120.00 - 130.00	100.00 - 102.00	85.00 - 95.00
Nuwara Eliya	-	-	-	-	-
Dambulla (DEC)	25.00 - 30.00	30.00 - 35.00	125.00 - 150.00	80.00 - 85.00	65.00 - 70.00
Kandy	40.00 - 45.00	40.00 - 50.00	180.00 - 190.00	90.00 - 95.00	70.00 - 75.00
Hambantota	50.00 - 60.00	50.00 - 60.00	180.00 - 210.00	-	-
Thambuththegama (DEC)	30.00 - 40.00	30.00 - 40.00	-	-	75.00 - 80.00
Tissamaharama	40.00 - 50.00	40.00 - 55.00	210.00 - 240.00	90.00 - 105.00	70.00 - 85.00
Jaffna	80.00 - 100.00	30.00 - 36.00	200.00 - 210.00	78.00 - 84.00	58.00 - 60.00
Bandarawela	-	-	-	-	-
Veyangoda	35.00 - 40.00	35.00 - 40.00	-	90.00 - 95.00	-

Colombo, Meegoda, Norochchole, Jaffna, Dambulla and Kandy - Gotukola Price Rs/Kg

Table 07: Selected Markets: Retail Price of Vegetables (Rs/Kg)

Week 52: 22 - 28 December 2023

LOCATIONS	Up Country Varieties																
	Butter Beans		Green Beans		Carrot		Leeks		Beetroot		Knol Khol		Raddish		Cabbage		Tomato
Colombo	-	520.00 - 800.00	400.00 - 800.00	300.00 - 480.00	460.00 - 800.00	260.00 - 560.00	160.00 - 420.00	400.00 - 660.00	340.00 - 800.00								
Gampaha	-	600.00 - 800.00	600.00 - 800.00	400.00 - 480.00	580.00 - 720.00	480.00 - 480.00	280.00 - 400.00	480.00 - 600.00	600.00 - 800.00								
Kurunegala	-	760.00 - 800.00	600.00 - 720.00	400.00 - 480.00	600.00 - 720.00	480.00 - 480.00	320.00 - 360.00	560.00 - 600.00	640.00 - 700.00								
Nikaweratiya	-	600.00 - 720.00	560.00 - 680.00	480.00 - 480.00	560.00 - 600.00	320.00 - 320.00	280.00 - 320.00	520.00 - 560.00	560.00 - 600.00								
Dambulla	-	680.00 - 740.00	660.00 - 700.00	540.00 - 560.00	580.00 - 600.00	460.00 - 480.00	200.00 - 240.00	480.00 - 520.00	500.00 - 540.00								
Anuradhapura	-	600.00 - 720.00	600.00 - 720.00	400.00 - 480.00	600.00 - 720.00	-	300.00 - 360.00	540.00 - 640.00	600.00 - 800.00								
Thambuththegama	-	580.00 - 640.00	720.00 - 800.00	400.00 - 480.00	600.00 - 700.00	-	240.00 - 300.00	440.00 - 520.00	580.00 - 680.00								
Polonnaruwa	-	620.00 - 680.00	620.00 - 650.00	400.00 - 420.00	500.00 - 560.00	440.00 - 460.00	240.00 - 280.00	450.00 - 500.00	620.00 - 680.00								
Kaluthara	-	740.00 - 780.00	680.00 - 720.00	440.00 - 460.00	600.00 - 640.00	340.00 - 360.00	300.00 - 320.00	520.00 - 560.00	600.00 - 640.00								
Badulla	-	720.00 - 800.00	560.00 - 600.00	400.00 - 440.00	520.00 - 600.00	440.00 - 500.00	280.00 - 320.00	480.00 - 500.00	560.00 - 600.00								
Keppetipola	-	700.00 - 720.00	560.00 - 580.00	360.00 - 380.00	540.00 - 560.00	440.00 - 460.00	200.00 - 220.00	360.00 - 380.00	480.00 - 500.00								
Moneragala	-	600.00 - 720.00	520.00 - 600.00	480.00 - 520.00	600.00 - 640.00	-	240.00 - 320.00	520.00 - 600.00	600.00 - 720.00								
Kegalle	-	740.00 - 780.00	680.00 - 720.00	460.00 - 480.00	680.00 - 720.00	480.00 - 520.00	340.00 - 360.00	580.00 - 600.00	560.00 - 600.00								
Ampara	-	700.00 - 800.00	720.00 - 800.00	400.00 - 400.00	-	-	320.00 - 320.00	520.00 - 660.00	640.00 - 800.00								
Dehiattakandiya	-	680.00 - 720.00	660.00 - 720.00	400.00 - 420.00	-	-	300.00 - 320.00	520.00 - 640.00	780.00 - 800.00								
Nuwaraeliya	-	700.00 - 720.00	660.00 - 680.00	420.00 - 440.00	550.00 - 560.00	440.00 - 460.00	240.00 - 260.00	520.00 - 540.00	460.00 - 480.00								
Kandy	-	800.00 - 840.00	800.00 - 840.00	480.00 - 520.00	600.00 - 640.00	450.00 - 480.00	200.00 - 240.00	600.00 - 650.00	600.00 - 640.00								
Puttalam	-	680.00 - 760.00	680.00 - 760.00	360.00 - 440.00	640.00 - 720.00	-	240.00 - 320.00	560.00 - 640.00	720.00 - 800.00								
Hambantota	-	720.00 - 800.00	600.00 - 650.00	400.00 - 480.00	580.00 - 620.00	-	240.00 - 300.00	480.00 - 600.00	520.00 - 600.00								
Rathnapura	-	-	-	-	-	-	-	-	-								
Matara	-	800.00 - 900.00	600.00 - 720.00	450.00 - 520.00	580.00 - 600.00	-	260.00 - 320.00	480.00 - 520.00	600.00 - 720.00								
Galle	-	800.00 - 900.00	650.00 - 800.00	480.00 - 520.00	650.00 - 700.00	500.00 - 560.00	360.00 - 400.00	560.00 - 600.00	800.00 - 800.00								
Tissamaharama	-	720.00 - 800.00	550.00 - 600.00	340.00 - 360.00	480.00 - 500.00	430.00 - 430.00	260.00 - 280.00	480.00 - 520.00	580.00 - 620.00								
Meegoda (DEC)	-	600.00 - 800.00	600.00 - 720.00	360.00 - 480.00	600.00 - 720.00	480.00 - 480.00	280.00 - 320.00	520.00 - 600.00	600.00 - 800.00								
Embilipitiya	-	700.00 - 800.00	600.00 - 800.00	400.00 - 480.00	700.00 - 800.00	-	320.00 - 400.00	480.00 - 600.00	600.00 - 800.00								
Jaffna	-	600.00 - 620.00	570.00 - 600.00	370.00 - 390.00	590.00 - 620.00	-	230.00 - 260.00	-	550.00 - 570.00								
Vavuniya	-	580.00 - 640.00	680.00 - 740.00	390.00 - 450.00	680.00 - 700.00	-	400.00 - 440.00	440.00 - 460.00	690.00 - 750.00								
Mannar	-	700.00 - 750.00	700.00 - 750.00	480.00 - 520.00	700.00 - 750.00	-	240.00 - 280.00	700.00 - 750.00	700.00 - 750.00								
Killinochchi	-	580.00 - 620.00	680.00 - 720.00	380.00 - 420.00	680.00 - 710.00	-	380.00 - 400.00	440.00 - 460.00	680.00 - 720.00								
Mullaittivu	-	-	-	-	-	-	-	-	-								
Batticaloa	-	700.00 - 720.00	700.00 - 720.00	450.00 - 480.00	700.00 - 720.00	-	-	460.00 - 500.00	680.00 - 720.00								
Trincomalee	-	650.00 - 680.00	690.00 - 720.00	450.00 - 480.00	670.00 - 700.00	-	-	520.00 - 550.00	700.00 - 720.00								
Hanguranketha	-	440.00 - 460.00	460.00 - 480.00	260.00 - 280.00	480.00 - 520.00	270.00 - 300.00	160.00 - 180.00	400.00 - 420.00	560.00 - 590.00								
Veyangoda	-	720.00 - 800.00	660.00 - 700.00	400.00 - 480.00	600.00 - 680.00	480.00 - 480.00	280.00 - 320.00	540.00 - 600.00	600.00 - 700.00								
Galenbindunuwewa	-	520.00 - 600.00	600.00 - 720.00	480.00 - 520.00	600.00 - 620.00	-	240.00 - 320.00	460.00 - 480.00	600.00 - 720.00								
Bandarawela	-	640.00 - 680.00	460.00 - 500.00	320.00 - 360.00	440.00 - 460.00	380.00 - 400.00	240.00 - 260.00	400.00 - 440.00	560.00 - 600.00								
Matale	-	680.00 - 720.00	640.00 - 680.00	440.00 - 500.00	580.00 - 640.00	440.00 - 480.00	280.00 - 320.00	480.00 - 520.00	720.00 - 800.00								

Table 07 (Contd.)

LOCATIONS	Low Country Varieties										
	Ladies Fingers	Brinjal	Capsicum	Pumpkin	Cucumber	Bitter Gourd	Snake Gourd	Drumstick	Luffa	Long Beans	
Colombo	220.00 - 420.00	560.00 - 880.00	540.00 - 1000.00	180.00 - 320.00	120.00 - 320.00	320.00 - 800.00	240.00 - 480.00	-	320.00 - 660.00	220.00 - 480.00	
Gampaha	260.00 - 400.00	600.00 - 800.00	600.00 - 800.00	240.00 - 280.00	240.00 - 320.00	560.00 - 720.00	400.00 - 480.00	-	480.00 - 560.00	360.00 - 400.00	
Kurunegala	280.00 - 320.00	540.00 - 640.00	700.00 - 800.00	240.00 - 280.00	240.00 - 320.00	560.00 - 700.00	360.00 - 400.00	-	460.00 - 520.00	360.00 - 400.00	
Nikaweratiya	320.00 - 320.00	560.00 - 640.00	720.00 - 800.00	240.00 - 280.00	180.00 - 240.00	400.00 - 560.00	400.00 - 480.00	-	400.00 - 480.00	320.00 - 400.00	
Dambulla	240.00 - 280.00	540.00 - 580.00	700.00 - 800.00	240.00 - 280.00	200.00 - 260.00	480.00 - 520.00	360.00 - 400.00	-	400.00 - 440.00	300.00 - 360.00	
Anuradhapura	300.00 - 320.00	480.00 - 640.00	700.00 - 800.00	240.00 - 320.00	180.00 - 240.00	480.00 - 800.00	300.00 - 480.00	-	400.00 - 520.00	320.00 - 400.00	
Thambuththegama	240.00 - 300.00	580.00 - 680.00	750.00 - 800.00	200.00 - 260.00	180.00 - 260.00	480.00 - 540.00	260.00 - 340.00	-	380.00 - 480.00	300.00 - 360.00	
Polonnaruwa	240.00 - 280.00	450.00 - 480.00	720.00 - 800.00	240.00 - 260.00	200.00 - 280.00	500.00 - 550.00	400.00 - 460.00	-	450.00 - 500.00	380.00 - 420.00	
Kaluthara	300.00 - 340.00	640.00 - 680.00	760.00 - 820.00	200.00 - 240.00	200.00 - 220.00	600.00 - 630.00	320.00 - 340.00	-	460.00 - 480.00	340.00 - 360.00	
Badulla	280.00 - 320.00	460.00 - 480.00	600.00 - 720.00	240.00 - 280.00	240.00 - 280.00	480.00 - 500.00	400.00 - 440.00	-	440.00 - 500.00	320.00 - 360.00	
Keppetipola	220.00 - 240.00	560.00 - 580.00	680.00 - 700.00	250.00 - 260.00	200.00 - 220.00	400.00 - 420.00	240.00 - 250.00	-	360.00 - 380.00	280.00 - 300.00	
Moneragala	300.00 - 320.00	380.00 - 400.00	600.00 - 800.00	240.00 - 300.00	200.00 - 280.00	700.00 - 720.00	320.00 - 400.00	-	600.00 - 640.00	240.00 - 300.00	
Kegalle	300.00 - 320.00	600.00 - 640.00	760.00 - 800.00	220.00 - 260.00	200.00 - 240.00	500.00 - 520.00	300.00 - 320.00	-	500.00 - 520.00	360.00 - 400.00	
Ampara	320.00 - 360.00	560.00 - 600.00	800.00 - 800.00	200.00 - 240.00	280.00 - 300.00	560.00 - 640.00	400.00 - 440.00	-	360.00 - 440.00	360.00 - 360.00	
Dehiattakandiya	280.00 - 360.00	460.00 - 520.00	800.00 - 800.00	200.00 - 300.00	260.00 - 300.00	480.00 - 600.00	400.00 - 420.00	-	400.00 - 480.00	240.00 - 320.00	
Nuwaraeliya	280.00 - 300.00	540.00 - 560.00	640.00 - 660.00	280.00 - 300.00	240.00 - 260.00	460.00 - 480.00	280.00 - 300.00	-	400.00 - 420.00	360.00 - 380.00	
Kandy	320.00 - 360.00	600.00 - 640.00	800.00 - 850.00	240.00 - 300.00	200.00 - 240.00	450.00 - 480.00	320.00 - 360.00	-	400.00 - 480.00	450.00 - 480.00	
Puttalam	300.00 - 360.00	720.00 - 800.00	760.00 - 800.00	280.00 - 320.00	200.00 - 280.00	640.00 - 720.00	400.00 - 480.00	-	480.00 - 560.00	320.00 - 400.00	
Rathnapura	-	-	-	-	-	-	-	-	-	-	
Hambantota	300.00 - 330.00	480.00 - 560.00	720.00 - 800.00	230.00 - 250.00	160.00 - 220.00	700.00 - 780.00	320.00 - 400.00	-	400.00 - 440.00	200.00 - 250.00	
Matara	300.00 - 320.00	560.00 - 640.00	720.00 - 800.00	220.00 - 240.00	220.00 - 300.00	600.00 - 800.00	320.00 - 400.00	-	360.00 - 500.00	240.00 - 280.00	
Galle	300.00 - 360.00	460.00 - 520.00	700.00 - 800.00	200.00 - 240.00	240.00 - 280.00	600.00 - 700.00	360.00 - 420.00	-	440.00 - 560.00	400.00 - 480.00	
Tissamaharama	220.00 - 240.00	420.00 - 460.00	600.00 - 640.00	200.00 - 240.00	140.00 - 160.00	550.00 - 620.00	380.00 - 400.00	-	350.00 - 420.00	180.00 - 200.00	
Meegoda (DEC)	280.00 - 320.00	480.00 - 720.00	600.00 - 800.00	180.00 - 240.00	160.00 - 220.00	450.00 - 720.00	320.00 - 360.00	-	400.00 - 480.00	320.00 - 400.00	
Embilipitiya	280.00 - 320.00	600.00 - 720.00	700.00 - 800.00	240.00 - 280.00	200.00 - 240.00	720.00 - 800.00	280.00 - 320.00	-	480.00 - 600.00	320.00 - 400.00	
Jaffna	300.00 - 320.00	600.00 - 620.00	510.00 - 530.00	170.00 - 190.00	160.00 - 170.00	700.00 - 720.00	320.00 - 340.00	-	-	600.00 - 630.00	
Vavuniya	390.00 - 420.00	500.00 - 580.00	650.00 - 720.00	160.00 - 180.00	200.00 - 250.00	700.00 - 760.00	400.00 - 450.00	-	440.00 - 460.00	470.00 - 550.00	
Mannar	300.00 - 350.00	700.00 - 750.00	750.00 - 800.00	300.00 - 350.00	200.00 - 250.00	720.00 - 800.00	400.00 - 450.00	-	-	400.00 - 480.00	
Killinochchi	380.00 - 420.00	580.00 - 620.00	680.00 - 720.00	160.00 - 180.00	200.00 - 230.00	680.00 - 720.00	380.00 - 420.00	-	-	380.00 - 420.00	
Mullaittivu	-	-	-	-	-	-	-	-	-	-	
Batticaloa	350.00 - 400.00	600.00 - 650.00	680.00 - 720.00	200.00 - 240.00	-	620.00 - 650.00	260.00 - 300.00	-	280.00 - 320.00	350.00 - 380.00	
Trincomalee	360.00 - 400.00	580.00 - 600.00	700.00 - 730.00	240.00 - 280.00	250.00 - 280.00	660.00 - 700.00	250.00 - 300.00	-	280.00 - 320.00	360.00 - 400.00	
Hanguranketha	190.00 220.00	390.00 420.00	600.00 700.00	180.00 210.00	160.00 180.00	380.00 400.00	250.00 280.00	-	300.00 320.00	280.00 300.00	
Veyangoda	280.00 - 340.00	600.00 - 720.00	700.00 - 800.00	200.00 - 240.00	240.00 - 260.00	480.00 - 540.00	400.00 - 440.00	-	480.00 - 540.00	400.00 - 480.00	
Galenbindunuwewa	240.00 - 320.00	400.00 - 480.00	600.00 - 800.00	200.00 - 240.00	180.00 - 240.00	600.00 - 620.00	280.00 - 400.00	-	400.00 - 480.00	280.00 - 320.00	
Bandarawela	280.00 - 300.00	400.00 - 460.00	600.00 - 700.00	240.00 - 260.00	220.00 - 240.00	460.00 - 500.00	360.00 - 400.00	-	420.00 - 460.00	320.00 - 340.00	
Matale	280.00 - 320.00	560.00 - 600.00	760.00 - 800.00	280.00 - 320.00	240.00 - 280.00	480.00 - 520.00	320.00 - 380.00	-	400.00 - 440.00	360.00 - 400.00	

Table 07 (Contd.)

LOCATIONS	Low Country Varieties					Leafy Vegetable			Coconut (Rs/Nut)	
	Ash Plantain	Green Chillies	Lime	Sweet Potato	Manioc	Mukunuwenna	Kankun	Gotukola	Large	Small
Colombo	260.00 - 480.00	1100.00 - 2000.00	300.00 - 900.00	140.00 - 320.00	150.00 - 260.00	50.00 - 80.00	50.00 - 80.00	100.00 - 120.00	110.00 - 130.00	90.00 - 100.00
Gampaha	320.00 - 400.00	1600.00 - 1700.00	600.00 - 600.00	240.00 - 240.00	200.00 - 200.00	60.00 - 70.00	60.00 - 70.00	30.00 - 30.00	120.00 - 130.00	100.00 - 100.00
Kurunegala	340.00 - 400.00	1400.00 - 1600.00	400.00 - 600.00	220.00 - 260.00	180.00 - 200.00	50.00 - 50.00	50.00 - 50.00	30.00 - 30.00	100.00 - 110.00	80.00 - 90.00
Nikaweratiya	320.00 - 320.00	1400.00 - 1600.00	400.00 - 600.00	200.00 - 260.00	180.00 - 180.00	40.00 - 50.00	40.00 - 50.00	60.00 - 60.00	75.00 - 85.00	65.00 - 70.00
Dambulla	360.00 - 400.00	1600.00 - 1800.00	700.00 - 800.00	240.00 - 260.00	180.00 - 220.00	50.00 - 60.00	60.00 - 70.00	50.00 - 60.00	100.00 - 120.00	75.00 - 85.00
Anuradhapura	320.00 - 480.00	1600.00 - 1700.00	600.00 - 1000.00	200.00 - 240.00	200.00 - 240.00	50.00 - 60.00	50.00 - 60.00	50.00 - 60.00	90.00 - 110.00	65.00 - 80.00
Thambuththegama	330.00 - 380.00	1350.00 - 1550.00	300.00 - 400.00	240.00 - 320.00	160.00 - 220.00	40.00 - 50.00	40.00 - 50.00	-	80.00 - 90.00	-
Polonnaruwa	320.00 - 380.00	1200.00 - 1400.00	550.00 - 650.00	180.00 - 220.00	160.00 - 180.00	50.00 - 50.00	50.00 - 50.00	50.00 - 50.00	70.00 - 80.00	55.00 - 65.00
Kaluthara	360.00 - 380.00	1350.00 - 1420.00	780.00 - 820.00	200.00 - 240.00	180.00 - 220.00	60.00 - 70.00	60.00 - 75.00	75.00 - 80.00	110.00 - 120.00	85.00 - 100.00
Badulla	360.00 - 400.00	1500.00 - 1600.00	600.00 - 800.00	220.00 - 240.00	160.00 - 200.00	60.00 - 70.00	60.00 - 70.00	70.00 - 80.00	100.00 - 110.00	80.00 - 90.00
Keppetipola	340.00 - 360.00	1600.00 - 1700.00	380.00 - 400.00	200.00 - 220.00	170.00 - 200.00	65.00 - 70.00	60.00 - 70.00	50.00 - 60.00	114.00 - 118.00	98.00 - 100.00
Moneragala	240.00 - 320.00	1300.00 - 1500.00	500.00 - 600.00	200.00 - 260.00	80.00 - 100.00	60.00 - 70.00	60.00 - 70.00	60.00 - 70.00	80.00 - 90.00	60.00 - 70.00
Kegalle	300.00 - 320.00	1560.00 - 1600.00	520.00 - 550.00	250.00 - 280.00	180.00 - 200.00	70.00 - 80.00	70.00 - 80.00	40.00 - 50.00	110.00 - 120.00	95.00 - 100.00
Ampara	280.00 - 320.00	1500.00 - 1500.00	500.00 - 600.00	240.00 - 240.00	120.00 - 120.00	50.00 - 60.00	50.00 - 60.00	50.00 - 60.00	90.00 - 90.00	70.00 - 75.00
Dehiattakandiya	240.00 - 300.00	1200.00 - 1600.00	600.00 - 800.00	200.00 - 240.00	150.00 - 160.00	50.00 - 60.00	50.00 - 60.00	50.00 - 60.00	70.00 - 80.00	55.00 - 65.00
Nuwaraeliya	360.00 - 380.00	1700.00 - 1800.00	440.00 - 460.00	230.00 - 250.00	200.00 - 220.00	65.00 - 70.00	65.00 - 70.00	50.00 - 60.00	112.00 - 116.00	98.00 - 100.00
Kandy	480.00 - 520.00	1400.00 - 1500.00	480.00 - 500.00	200.00 - 240.00	160.00 - 200.00	50.00 - 60.00	60.00 - 70.00	40.00 - 50.00	95.00 - 105.00	75.00 - 80.00
Puttalam	280.00 - 320.00	1400.00 - 1500.00	260.00 - 360.00	200.00 - 260.00	180.00 - 200.00	60.00 - 70.00	60.00 - 70.00	40.00 - 40.00	100.00 - 108.00	85.00 - 90.00
Rathnapura	-	-	-	-	-	-	-	-	-	-
Hambanthota	240.00 - 260.00	1200.00 - 1400.00	550.00 - 650.00	170.00 - 220.00	140.00 - 190.00	60.00 - 70.00	60.00 - 70.00	80.00 - 90.00	110.00 - 130.00	70.00 - 90.00
Matara	260.00 - 320.00	1400.00 - 1600.00	500.00 - 600.00	160.00 - 200.00	140.00 - 160.00	60.00 - 70.00	60.00 - 70.00	80.00 - 100.00	120.00 - 130.00	80.00 - 90.00
Galle	300.00 - 380.00	1200.00 - 1600.00	500.00 - 600.00	240.00 - 280.00	200.00 - 220.00	70.00 - 70.00	60.00 - 70.00	70.00 - 80.00	115.00 - 120.00	100.00 - 100.00
Tissamaharama	240.00 - 280.00	1000.00 - 1100.00	400.00 - 500.00	200.00 - 240.00	180.00 - 220.00	50.00 - 60.00	50.00 - 65.00	70.00 - 90.00	100.00 - 120.00	80.00 - 95.00
Meegoda (DEC)	360.00 - 400.00	1300.00 - 1600.00	480.00 - 600.00	200.00 - 240.00	160.00 - 200.00	80.00 - 100.00	80.00 - 80.00	80.00 - 100.00	110.00 - 120.00	90.00 - 95.00
Embilipitiya	280.00 - 320.00	1500.00 - 1800.00	400.00 - 600.00	300.00 - 320.00	200.00 - 250.00	70.00 - 80.00	50.00 - 70.00	90.00 - 120.00	100.00 - 120.00	70.00 - 90.00
Jaffna	200.00 - 220.00	1200.00 - 1300.00	800.00 - 820.00	190.00 - 210.00	110.00 - 130.00	110.00 - 120.00	40.00 - 45.00	80.00 - 90.00	90.00 - 110.00	70.00 - 75.00
Vavuniya	250.00 - 300.00	1500.00 - 1600.00	300.00 - 350.00	200.00 - 240.00	100.00 - 140.00	60.00 - 65.00	60.00 - 65.00	75.00 - 80.00	90.00 - 100.00	65.00 - 80.00
Mannar	300.00 - 340.00	1500.00 - 1800.00	600.00 - 800.00	180.00 - 200.00	160.00 - 180.00	50.00 - 60.00	50.00 - 60.00	35.00 - 50.00	90.00 - 100.00	70.00 - 80.00
Killinochchi	240.00 - 260.00	1550.00 - 1600.00	300.00 - 350.00	-	100.00 - 140.00	55.00 - 60.00	45.00 - 50.00	45.00 - 50.00	90.00 - 100.00	50.00 - 60.00
Mullaittivu	-	-	-	-	-	-	-	-	-	-
Batticaloa	360.00 - 400.00	1200.00 - 1400.00	700.00 - 800.00	240.00 - 260.00	100.00 - 120.00	70.00 - 80.00	50.00 - 50.00	50.00 - 50.00	90.00 - 95.00	50.00 - 60.00
Trincomalee	360.00 400.00	1400.00 1500.00		200.00 240.00	150.00 180.00	65.00 70.00	70.00 75.00	50.00 55.00	95.00 100.00	62.00 70.00
Hanguranketha	320.00 - 360.00	1200.00 - 1350.00	450.00 - 600.00	150.00 - 180.00	150.00 - 170.00	40.00 - 50.00	40.00 - 50.00	40.00 - 45.00	98.00 - 110.00	70.00 - 80.00
Veyangoda	320.00 - 400.00	1700.00 - 2000.00	600.00 - 700.00	200.00 - 240.00	180.00 - 200.00	60.00 - 70.00	60.00 - 70.00	30.00 - 30.00	110.00 - 120.00	90.00 - 100.00
Galenbindunuwewa	-	1200.00 - 1300.00	400.00 - 800.00	200.00 - 240.00	140.00 - 160.00	50.00 - 60.00	50.00 - 60.00	50.00 - 60.00	70.00 - 80.00	60.00 - 65.00
Bandarawela	340.00 - 360.00	1400.00 - 1500.00	700.00 - 800.00	220.00 - 240.00	200.00 - 220.00	50.00 - 60.00	50.00 - 60.00	50.00 - 60.00	100.00 - 110.00	80.00 - 85.00
Matale	360.00 - 400.00	1500.00 - 1600.00	400.00 - 600.00	230.00 - 240.00	200.00 - 220.00	50.00 - 60.00	60.00 - 70.00	50.00 - 60.00	100.00 - 110.00	85.00 - 95.00

Table 08: Selected Markets: Retail Price of Fruits (Rs/each & Rs/Kg)

Week 52: 22 - 28 December 2023

19

LOCATIONS	Banana					Pineapple			Mango	
	Ambul (Rs/Kg)	Kolikuttu (Rs/Kg)	Seeni (Rs/Kg)	Anamalu	Ambun	Large	Medium	Small	Betti	Karthakolomban
Colombo	180.00 - 280.00	400.00 - 550.00	180.00 - 280.00	32.00 - 45.00	42.00 - 58.00	450.00 - 600.00	380.00 - 500.00	280.00 - 430.00	-	50.00 - 160.00
Gampaha	200.00 - 200.00	380.00 - 400.00	180.00 - 180.00	28.00 - 30.00	35.00 - 38.00	750.00 - 800.00	450.00 - 500.00	280.00 - 300.00	-	70.00 - 80.00
Kurunegala	200.00 - 250.00	400.00 - 450.00	160.00 - 200.00	20.00 - 25.00	45.00 - 46.00	660.00 - 700.00	400.00 - 450.00	260.00 - 300.00	60.00 - 70.00	80.00 - 120.00
Nikaweratiya	230.00 - 250.00	480.00 - 520.00	200.00 - 230.00	-	43.00 - 50.00	750.00 - 900.00	600.00 - 700.00	500.00 - 550.00	-	80.00 - 100.00
Dambulla	180.00 - 200.00	500.00 - 560.00	180.00 - 200.00	-	40.00 - 43.00	660.00 - 700.00	500.00 - 550.00	300.00 - 350.00	30.00 - 35.00	60.00 - 80.00
Anuradhapura	220.00 - 260.00	500.00 - 580.00	180.00 - 200.00	28.00 - 35.00	40.00 - 47.00	810.00 - 900.00	670.00 - 750.00	480.00 - 600.00	-	50.00 - 80.00
Thambuththegama	220.00 - 260.00	450.00 - 550.00	170.00 - 220.00	-	48.00 - 52.00	810.00 - 900.00	660.00 - 750.00	540.00 - 600.00	-	70.00 - 80.00
Polonnaruwa	250.00 - 280.00	500.00 - 550.00	150.00 - 180.00	-	35.00 - 45.00	750.00 - 800.00	600.00 - 650.00	500.00 - 550.00	-	100.00 - 140.00
Kaluthara	190.00 - 220.00	410.00 - 440.00	180.00 - 200.00	31.00 - 33.00	43.00 - 45.00	460.00 - 500.00	380.00 - 420.00	-	-	60.00 - 75.00
Badulla	160.00 - 180.00	440.00 - 500.00	140.00 - 160.00	24.00 - 25.00	32.00 - 34.00	650.00 - 700.00	440.00 - 500.00	320.00 - 350.00	-	50.00 - 70.00
Keppetipola	200.00 - 220.00	530.00 - 550.00	190.00 - 200.00	28.00 - 32.00	47.00 - 50.00	560.00 - 580.00	380.00 - 400.00	-	24.00 - 26.00	38.00 - 44.00
Moneragala	130.00 - 150.00	350.00 - 400.00	100.00 - 120.00	18.00 - 22.00	23.00 - 28.00	900.00 - 950.00	750.00 - 790.00	-	-	40.00 - 60.00
Kegalle	180.00 - 200.00	500.00 - 560.00	180.00 - 220.00	20.00 - 25.00	25.00 - 30.00	500.00 - 600.00	350.00 - 450.00	200.00 - 250.00	-	50.00 - 80.00
Ampara	180.00 - 200.00	420.00 - 450.00	100.00 - 140.00	22.00 - 30.00	28.00 - 38.00	-	500.00 - 550.00	-	-	46.00 - 46.00
Dehiattakandiya	180.00 - 220.00	480.00 - 500.00	150.00 - 180.00	-	42.00 - 50.00	580.00 - 670.00	-	400.00 - 400.00	-	60.00 - 80.00
Nuwaraeliya	220.00 - 240.00	540.00 - 560.00	200.00 - 220.00	32.00 - 35.00	49.00 - 52.00	580.00 - 600.00	450.00 - 480.00	-	24.00 - 26.00	38.00 - 44.00
Kandy	200.00 - 250.00	550.00 - 580.00	160.00 - 180.00	28.00 - 32.00	40.00 - 50.00	650.00 - 700.00	450.00 - 480.00	250.00 - 300.00	-	70.00 - 80.00
Puttalam	180.00 - 220.00	480.00 - 520.00	180.00 - 220.00	22.00 - 25.00	-	720.00 - 800.00	-	200.00 - 260.00	-	60.00 - 70.00
Rathnapura	-	-	-	-	-	-	-	-	-	-
Hambantota	180.00 - 220.00	400.00 - 450.00	160.00 - 180.00	25.00 - 28.00	30.00 - 35.00	900.00 - 980.00	720.00 - 780.00	380.00 - 440.00	-	70.00 - 90.00
Matara	200.00 - 230.00	400.00 - 450.00	160.00 - 180.00	20.00 - 25.00	32.00 - 35.00	870.00 - 930.00	750.00 - 825.00	400.00 - 450.00	-	70.00 - 100.00
Galle	200.00 - 200.00	480.00 - 550.00	160.00 - 200.00	36.00 - 38.00	36.00 - 38.00	680.00 - 700.00	550.00 - 580.00	-	-	100.00 - 120.00
Tissamaharama	160.00 - 180.00	380.00 - 420.00	150.00 - 170.00	35.00 - 40.00	38.00 - 45.00	580.00 - 600.00	500.00 - 530.00	420.00 - 450.00	-	80.00 - 100.00
Meegoda (DEC)	200.00 - 220.00	450.00 - 460.00	200.00 - 200.00	43.00 - 44.00	43.00 - 44.00	765.00 - 765.00	585.00 - 585.00	450.00 - 450.00	-	70.00 - 70.00
Embilipitiya	130.00 - 150.00	300.00 - 400.00	140.00 - 160.00	30.00 - 35.00	35.00 - 50.00	500.00 - 600.00	400.00 - 450.00	250.00 - 350.00	40.00 - 50.00	60.00 - 80.00
Jaffna	120.00 - 150.00	320.00 - 350.00	100.00 - 130.00	-	-	800.00 - 900.00	650.00 - 750.00	500.00 - 600.00	-	100.00 - 120.00
Vavuniya	140.00 - 160.00	300.00 - 400.00	140.00 - 160.00	-	-	500.00 - 580.00	400.00 - 450.00	250.00 - 280.00	-	50.00 - 60.00
Mannar	140.00 - 160.00	350.00 - 400.00	120.00 - 150.00	24.00 - 30.00	-	600.00 - 650.00	500.00 - 550.00	400.00 - 450.00	30.00 - 40.00	45.00 - 50.00
Killinochchi	140.00 - 160.00	400.00 - 440.00	140.00 - 160.00	30.00 - 34.00	-	680.00 - 720.00	540.00 - 600.00	450.00 - 500.00	40.00 - 50.00	140.00 - 160.00
Mullaittivu	-	-	-	-	-	-	-	-	-	-
Batticaloa	180.00 - 200.00	520.00 - 550.00	130.00 - 150.00	18.00 - 20.00	-	520.00 - 540.00	450.00 - 450.00	350.00 - 360.00	-	50.00 - 60.00
Trincomalee	160.00 - 200.00	520.00 - 550.00	130.00 - 160.00	-	-	700.00 - 750.00	450.00 - 500.00	350.00 - 380.00	-	90.00 - 96.00
Veyangoda	250.00 - 280.00	450.00 - 500.00	230.00 - 250.00	20.00 - 25.00	35.00 - 44.00	760.00 - 780.00	500.00 - 600.00	450.00 - 450.00	-	80.00 - 100.00
Galenbindunuwewa	180.00 - 200.00	450.00 - 600.00	160.00 - 200.00	30.00 - 35.00	40.00 - 45.00	800.00 - 900.00	700.00 - 750.00	600.00 - 650.00	-	60.00 - 80.00
Bandarawela	200.00 - 220.00	400.00 - 450.00	160.00 - 180.00	24.00 - 26.00	32.00 - 34.00	-	480.00 - 500.00	340.00 - 350.00	-	50.00 - 60.00
Matale	160.00 - 180.00	500.00 - 540.00	160.00 - 180.00	30.00 - 34.00	38.00 - 40.00	640.00 - 680.00	480.00 - 500.00	320.00 - 380.00	-	50.00 - 70.00

Table 08 (Contd.)

LOCATIONS	Mango				Other Fruits							
	Vilad		Kohu		Papaw (Rs/Kg)	Passion	Wood Apple	Orange	Avocado	Slime Apple	Grapes (Rs/Kg)	King Coconut
Colombo	-	-	-	-	180.00 - 300.00	50.00 - 95.00	40.00 - 85.00	150.00 - 250.00	-	60.00 - 120.00	1700.00 - 2500.00	130.00 - 150.00
Gampaha	-	-	-	-	180.00 - 180.00	40.00 - 60.00	70.00 - 80.00	180.00 - 180.00	200.00 - 200.00	80.00 - 120.00	2300.00 - 2300.00	120.00 - 120.00
Kurunegala	60.00 - 60.00	30.00 - 40.00	-	-	140.00 - 150.00	50.00 - 50.00	50.00 - 60.00	100.00 - 120.00	140.00 - 140.00	100.00 - 100.00	1800.00 - 2000.00	100.00 - 130.00
Nikaweratiya	-	-	-	-	120.00 - 150.00	-	50.00 - 60.00	100.00 - 120.00	180.00 - 200.00	-	2300.00 - 2500.00	100.00 - 100.00
Dambulla	35.00 - 50.00	15.00 - 20.00	-	-	140.00 - 160.00	25.00 - 30.00	60.00 - 80.00	80.00 - 100.00	150.00 - 160.00	80.00 - 100.00	2200.00 - 2500.00	100.00 - 120.00
Anuradhapura	-	-	-	-	150.00 - 200.00	-	40.00 - 60.00	120.00 - 150.00	130.00 - 150.00	80.00 - 100.00	2300.00 - 2800.00	130.00 - 150.00
Thambuththegama	-	-	-	-	130.00 - 180.00	-	-	-	-	80.00 - 100.00	2000.00 - 2300.00	80.00 - 100.00
Polonnaruwa	50.00 - 80.00	-	-	-	150.00 - 180.00	-	40.00 - 60.00	-	-	-	2000.00 - 2200.00	120.00 - 130.00
Kaluthara	-	-	-	-	180.00 - 210.00	50.00 - 55.00	40.00 - 55.00	160.00 - 180.00	-	80.00 - 100.00	2200.00 - 2300.00	120.00 - 130.00
Badulla	35.00 - 40.00	20.00 - 25.00	-	-	140.00 - 150.00	35.00 - 40.00	60.00 - 70.00	120.00 - 140.00	-	70.00 - 80.00	2200.00 - 2300.00	120.00 - 140.00
Keppetipola	24.00 - 26.00	12.00 - 14.00	-	-	160.00 - 170.00	24.00 - 25.00	44.00 - 48.00	130.00 - 140.00	140.00 - 150.00	90.00 - 100.00	2500.00 - 2600.00	120.00 - 140.00
Moneragala	30.00 - 40.00	-	-	-	160.00 - 200.00	-	30.00 - 60.00	100.00 - 120.00	-	65.00 - 70.00	2300.00 - 2600.00	100.00 - 120.00
Kegalle	30.00 - 40.00	20.00 - 25.00	-	-	150.00 - 180.00	20.00 - 25.00	30.00 - 50.00	80.00 - 100.00	-	60.00 - 80.00	2000.00 - 2100.00	120.00 - 130.00
Ampara	-	-	-	-	170.00 - 180.00	50.00 - 50.00	30.00 - 40.00	-	-	-	1800.00 - 2000.00	120.00 - 130.00
Dehiattakandiya	-	-	-	-	160.00 - 180.00	60.00 - 70.00	30.00 - 50.00	100.00 - 100.00	-	60.00 - 60.00	2500.00 - 2800.00	100.00 - 130.00
Nuwaraeliya	24.00 - 26.00	12.00 - 15.00	-	-	180.00 - 200.00	24.00 - 26.00	56.00 - 60.00	150.00 - 160.00	150.00 - 180.00	95.00 - 100.00	2500.00 - 2600.00	120.00 - 140.00
Kandy	40.00 - 50.00	-	-	-	180.00 - 200.00	40.00 - 45.00	60.00 - 70.00	120.00 - 130.00	100.00 - 150.00	70.00 - 80.00	1700.00 - 2000.00	120.00 - 140.00
Puttalam	-	-	-	-	120.00 - 140.00	-	-	-	120.00 - 140.00	-	2800.00 - 3000.00	100.00 - 130.00
Hambantota	-	-	-	-	160.00 - 190.00	-	20.00 - 25.00	150.00 - 180.00	-	-	2000.00 - 2100.00	100.00 - 110.00
Rathnapura	-	-	-	-	-	-	-	-	-	-	-	-
Matara	-	-	-	-	160.00 - 180.00	54.00 - 58.00	36.00 - 41.00	170.00 - 180.00	140.00 - 160.00	-	2000.00 - 2100.00	100.00 - 130.00
Galle	60.00 - 80.00	-	-	-	200.00 - 240.00	58.00 - 60.00	55.00 - 60.00	-	180.00 - 200.00	90.00 - 110.00	2000.00 - 2500.00	150.00 - 160.00
Tissamaharama	-	-	-	-	160.00 - 200.00	-	25.00 - 30.00	130.00 - 160.00	-	60.00 - 80.00	1950.00 - 2150.00	110.00 - 120.00
Meegoda (DEC)	-	-	-	-	180.00 - 180.00	-	50.00 - 60.00	-	-	-	2000.00 - 2000.00	100.00 - 120.00
Embilipitiya	50.00 - 60.00	20.00 - 40.00	-	-	170.00 - 200.00	30.00 - 40.00	70.00 - 80.00	100.00 - 130.00	110.00 - 130.00	40.00 - 50.00	1800.00 - 2200.00	120.00 - 130.00
Jaffna	40.00 - 50.00	-	-	-	70.00 - 90.00	-	45.00 - 55.00	-	100.00 - 120.00	-	2800.00 - 3000.00	150.00 - 160.00
Vavuniya	40.00 - 46.00	-	-	-	100.00 - 150.00	-	30.00 - 34.00	-	-	-	2400.00 - 2450.00	140.00 - 160.00
Mannar	25.00 - 30.00	-	-	-	100.00 - 150.00	35.00 - 45.00	20.00 - 25.00	80.00 - 100.00	120.00 - 150.00	100.00 - 130.00	2400.00 - 2600.00	140.00 - 150.00
Killinochchi	40.00 - 50.00	-	-	-	100.00 - 120.00	40.00 - 50.00	30.00 - 40.00	-	-	-	2400.00 - 2500.00	145.00 - 150.00
Mullaitivu	-	-	-	-	-	-	-	-	-	-	-	-
Batticaloa	45.00 - 50.00	-	-	-	140.00 - 150.00	45.00 - 50.00	35.00 - 40.00	-	-	-	2200.00 - 2400.00	130.00 - 140.00
Trincomalee	36.00 - 43.00	38.00 - 40.00	-	-	120.00 - 150.00	43.00 - 48.00	32.00 - 37.00	-	-	-	2400.00 - 2450.00	130.00 - 140.00
Veyangoda	-	-	-	-	180.00 - 220.00	50.00 - 60.00	60.00 - 70.00	180.00 - 180.00	-	120.00 - 120.00	2500.00 - 2800.00	100.00 - 150.00
Galenbindunuwewa	-	-	-	-	100.00 - 120.00	-	-	-	-	-	2500.00 - 2800.00	120.00 - 130.00
Bandarawela	30.00 - 40.00	20.00 - 25.00	-	-	150.00 - 160.00	45.00 - 50.00	40.00 - 50.00	120.00 - 140.00	-	70.00 - 80.00	2000.00 - 2200.00	120.00 - 140.00
Matale	40.00 - 45.00	25.00 - 30.00	-	-	100.00 - 130.00	30.00 - 38.00	70.00 - 80.00	-	-	60.00 - 80.00	2100.00 - 2200.00	100.00 - 120.00

Table 09: Selected Markets: Wholesale Price of Fresh Fish & Eggs (Rs/Kg & Rs/Egg)

Week 52: 22 - 28 December 2023

Locations	Sea Fish					
	Salaya	Hurulla	Balaya	Kelawalla	Thora	Paraw
Colombo	250.00 – 400.00	700.00 – 800.00	850.00 – 1000.00	1150.00 – 1550.00	2200.00 – 3000.00	1300.00 – 1600.00
Kandy	400.00 – 430.00	620.00 – 650.00	950.00 – 1050.00	1200.00 – 1300.00	2100.00 – 2200.00	1300.00 – 1350.00
Kaluthara	300.00 – 350.00	650.00 – 700.00	940.00 – 980.00	980.00 – 1100.00	-	-
Puttalam	300.00 – 400.00	550.00 – 640.00	600.00 – 700.00	1000.00 – 1100.00	-	1150.00 – 1300.00
Matara	450.00 – 480.00	800.00 – 850.00	900.00 – 1000.00	1300.00 – 1400.00	-	-
Hambantota	400.00 – 450.00	700.00 – 800.00	850.00 – 950.00	1100.00 – 1200.00	-	-
Galle	-	-	900.00 – 1000.00	1200.00 – 1400.00	1600.00 – 1800.00	-
Batticaloa	300.00 – 400.00	750.00 – 800.00	1200.00 – 1300.00	1400.00 – 1500.00	1400.00 – 1500.00	1400.00 – 1600.00
Trincomalee	380.00 – 450.00	800.00 – 900.00	1580.00 – 1650.00	1850.00 – 1950.00	1880.00 – 1960.00	1500.00 – 1580.00
Mannar	150.00 – 170.00	400.00 – 450.00	-	-	-	1100.00 – 1200.00

Locations	Sea Fish				Eggs	
	Mora	Shrimps	Thalapath	Teppeli	Brown	White
Colombo	1000.00 – 1300.00	1600.00 – 1850.00	1500.00 – 2000.00	-	53.00 – 64.00	51.00 – 58.00
Kandy	1150.00 – 1200.00	1650.00 – 1750.00	1650.00 – 1750.00	-	50.00 – 51.00	49.00 – 50.00
Kaluthara	-	-	1600.00 – 1720.00	-	-	-
Puttalam	1600.00 – 1850.00	900.00 – 1300.00	-	-	52.00 – 55.00	51.00 – 54.00
Matara	-	1500.00 – 1600.00	1700.00 – 1900.00	-	57.00 – 60.00	50.00 – 53.00
Hambantota	-	1400.00 – 1500.00	-	-	60.00 – 63.00	50.00 – 55.00
Galle	1000.00 – 1100.00	-	-	-	51.00 – 51.00	50.00 – 52.00
Batticaloa	1200.00 – 1300.00	1100.00 – 1300.00	1400.00 – 1500.00	-	56.00 – 57.00	55.00 – 56.00
Trincomalee	1400.00 – 1500.00	1000.00 – 1100.00	-	-	56.00 – 58.00	56.00 – 58.00
Mannar	-	900.00 – 1000.00	-	-	55.00 – 56.00	53.00 – 54.00

Table 10: Selected Markets: Wholesale Price of Dried Fish (Rs/50Kg)

Week 52: 22 - 28 December 2023

Locations	Local Dried Fish					
	Sprats	Kattawa	Thora	Mora	Balaya	Anguluwa
Colombo	62500 – 72500	-	-	82500 – 92500	42500 – 48000	-
Kandy	65000 – 70000	-	-	90000 – 92500	45000 – 47500	60000 – 62500
Batticaloa	57500 – 60000	92500 – 95000	-	85000 – 90000	52500 – 55000	42500 – 45000
Trincomalee	52000 – 54000	-	-	-	45000 – 47000	38000 – 40000
Mannar	52500 – 55000	75000 – 80000	-	75000 – 80000	45000 – 50000	35000 – 40000

Locations	Local Dried Fish			Imported Dried Fish		
	Maduwa	Koduwa	Salaya	Sprats	Kattawa	Thora
Colombo	67500 – 72500	-	17500 – 24000	45000 – 55000	60000 – 65000	-
Kandy	65000 – 67500	-	23000 – 25000	47500 – 52500	70000 – 72500	-
Batticaloa	57500 – 60000	-	37500 – 40000	58500 – 60000	88500 – 90000	-
Trincomalee	39000 – 41000	-	24000 – 27500	40000 – 42500	92500 – 95000	-
Mannar	47500 – 50000	45000 – 47500	30000 – 35000	52500 – 55000	-	-

Locations	Imported Dried Fish					
	Mora	Balaya	Anguluwa	Maduwa	Koduwa	Salaya
Colombo	-	-	72500 – 77500	-	-	-
Kandy	-	-	-	-	-	-
Batticaloa	-	-	-	-	-	-
Trincomalee	-	-	-	-	-	-
Mannar	-	-	-	-	-	-

Table 11: Selected Markets: Retail Price of Fresh Fish & Eggs (Rs/Kg & Rs/Eggs)

Week 52: 22 - 28 December 2023

LOCATIONS	Sea Fish										Eggs								
	Salaya		Hurulla		Balaya		Kelawalla		Thora		Paraw		Mora		Thalapath		Brown		White
Colombo	350.00 - 700.00	780.00 - 1000.00	1100.00 - 1800.00	1700.00 - 2600.00	2700.00 - 4000.00	1600.00 - 2600.00	-	1850.00 - 3000.00	55.00 - 62.00	52.00 - 60.00									
Gampaha	600.00 - 640.00	900.00 - 900.00	-	2000.00 - 2000.00	-	-	-	63.00 - 65.00	54.00 - 55.00										
Kurunegala	580.00 - 600.00	880.00 - 900.00	1200.00 - 1200.00	2000.00 - 2100.00	-	1200.00 - 1400.00	-	2300.00 - 2400.00	60.00 - 62.00	54.00 - 55.00									
Nikaweratiya	600.00 - 700.00	900.00 - 900.00	1100.00 - 1200.00	2000.00 - 2100.00	-	1200.00 - 2200.00	-	2200.00 - 2400.00	58.00 - 60.00	54.00 - 60.00									
Dambulla	400.00 - 450.00	800.00 - 1000.00	1100.00 - 2000.00	1800.00 - 2000.00	-	1800.00 - 2000.00	1600.00 - 1800.00	2000.00 - 2200.00	61.00 - 62.00	59.00 - 60.00									
Anuradhapura	500.00 - 600.00	900.00 - 980.00	1200.00 - 1300.00	1900.00 - 2000.00	-	1500.00 - 1600.00	-	2300.00 - 2400.00	-	55.00 - 60.00									
Thambuththegama	400.00 - 500.00	780.00 - 800.00	1200.00 - 1300.00	1900.00 - 2000.00	-	1500.00 - 1600.00	-	-	-	55.00 - 58.00									
Polonnaruwa	450.00 - 500.00	950.00 - 1000.00	1500.00 - 1600.00	1700.00 - 1800.00	-	1500.00 - 1600.00	1700.00 - 1800.00	2000.00 - 2200.00	-	55.00 - 59.00									
Kaluthara	520.00 - 560.00	800.00 - 900.00	1100.00 - 1180.00	1400.00 - 1600.00	-	-	-	1950.00 - 2080.00	-	49.00 - 51.00									
Badulla	460.00 - 500.00	800.00 - 860.00	1300.00 - 1400.00	1800.00 - 2000.00	-	1600.00 - 1700.00	1600.00 - 1800.00	2200.00 - 2300.00	58.00 - 60.00	57.00 - 58.00									
Keppetipola	460.00 - 480.00	840.00 - 860.00	1100.00 - 1200.00	1700.00 - 1800.00	-	1500.00 - 1600.00	1600.00 - 1700.00	2400.00 - 2500.00	65.00 - 70.00	64.00 - 68.00									
Moneragala	550.00 - 600.00	800.00 - 900.00	1200.00 - 1300.00	2100.00 - 2200.00	-	1600.00 - 1800.00	-	2600.00 - 2800.00	56.00 - 60.00	55.00 - 58.00									
Kegalle	500.00 - 600.00	950.00 - 1000.00	1500.00 - 1550.00	1800.00 - 1900.00	-	1800.00 - 1850.00	1800.00 - 1850.00	2000.00 - 2200.00	57.00 - 58.00	56.00 - 57.00									
Ampara	400.00 - 600.00	-	2000.00 - 2000.00	2200.00 - 2200.00	-	-	-	-	58.00 - 58.00	57.00 - 60.00									
Dehiattakandiya	400.00 - 400.00	-	1300.00 - 1300.00	-	-	1700.00 - 1700.00	-	-	58.00 - 60.00	58.00 - 65.00									
Nuwareliya	460.00 - 480.00	860.00 - 880.00	1250.00 - 1300.00	1900.00 - 2000.00	2800.00 - 2900.00	1500.00 - 1600.00	1600.00 - 1700.00	2600.00 - 2700.00	67.00 - 70.00	65.00 - 68.00									
Kandy	580.00 - 600.00	800.00 - 840.00	1250.00 - 1300.00	1700.00 - 1800.00	2600.00 - 2800.00	1700.00 - 1800.00	1600.00 - 1700.00	2300.00 - 2400.00	53.00 - 54.00	52.00 - 53.00									
Puttalam	400.00 - 500.00	650.00 - 750.00	700.00 - 900.00	1250.00 - 1350.00	-	1300.00 - 1500.00	2000.00 - 2200.00	-	52.00 - 55.00	51.00 - 54.00									
Hambantota	500.00 - 600.00	900.00 - 1000.00	1400.00 - 1600.00	2000.00 - 2100.00	-	-	-	-	60.00 - 65.00	55.00 - 60.00									
Rathnapura	-	-	-	-	-	-	-	-	-	-									
Matara	500.00 - 600.00	900.00 - 1000.00	1400.00 - 1600.00	1900.00 - 2000.00	-	-	-	2400.00 - 2500.00	60.00 - 63.00	52.00 - 55.00									
Galle	400.00 - 450.00	950.00 - 1000.00	1500.00 - 1600.00	2200.00 - 2400.00	2800.00 - 2800.00	2200.00 - 2200.00	2200.00 - 2200.00	2600.00 - 2800.00	53.00 - 54.00	50.00 - 53.00									
Tissamaharama	500.00 - 550.00	900.00 - 950.00	1600.00 - 1650.00	1800.00 - 2000.00	-	1300.00 - 1400.00	-	2000.00 - 2100.00	-	52.00 - 60.00									
Meegoda	600.00 - 600.00	1000.00 - 1000.00	-	-	-	1600.00 - 1600.00	-	2600.00 - 2700.00	55.00 - 56.00	53.00 - 55.00									
Embilipitiya	500.00 - 600.00	700.00 - 800.00	1200.00 - 1250.00	1900.00 - 2100.00	-	1500.00 - 1600.00	-	2000.00 - 2200.00	58.00 - 60.00	54.00 - 56.00									
Jaffna	300.00 - 350.00	-	1000.00 - 1050.00	-	-	1700.00 - 1800.00	2450.00 - 2600.00	-	55.00 - 56.00	56.00 - 57.00									
Vavuniya	500.00 - 560.00	800.00 - 850.00	1000.00 - 1200.00	2000.00 - 2200.00	2400.00 - 2500.00	1400.00 - 1650.00	2000.00 - 2250.00	2000.00 - 2150.00	55.00 - 58.00	50.00 - 55.00									
Mannar	250.00 - 300.00	600.00 - 800.00	900.00 - 1000.00	-	-	1400.00 - 1500.00	1800.00 - 2000.00	-	57.00 - 58.00	55.00 - 56.00									
Killinochchi	400.00 - 460.00	-	850.00 - 900.00	-	-	1550.00 - 1600.00	-	-	58.00 - 59.00	56.00 - 57.00									
Mullaittivu	-	-	-	-	-	-	-	-	-	-									
Batticaloa	500.00 - 600.00	1100.00 - 1200.00	2000.00 - 2100.00	2200.00 - 2400.00	2200.00 - 2400.00	2200.00 - 2400.00	2000.00 - 2100.00	2200.00 - 2400.00	59.00 - 60.00	58.00 - 59.00									
Trincomalee	540.00 - 600.00	1000.00 - 1100.00	1900.00 - 2000.00	2200.00 - 2300.00	2280.00 - 2350.00	1850.00 - 1900.00	1900.00 - 2000.00	-	59.00 - 60.00	58.00 - 60.00									
Veyangoda	600.00 - 600.00	800.00 - 800.00	-	2000.00 - 2000.00	-	-	-	2400.00 - 2400.00	50.00 - 50.00	49.00 - 52.00									
Galenbindunuwewa	600.00 - 600.00	1100.00 - 1100.00	1300.00 - 1300.00	2500.00 - 2500.00	3000.00 - 3000.00	2400.00 - 2400.00	1800.00 - 1800.00	2500.00 - 2500.00	-	55.00 - 60.00									
Bandarawela	480.00 - 500.00	800.00 - 850.00	1200.00 - 1300.00	1900.00 - 2000.00	-	1500.00 - 1600.00	-	2300.00 - 2400.00	60.00 - 62.00	58.00 - 60.00									
Matale	560.00 - 600.00	900.00 - 1000.00	1500.00 - 1600.00	1900.00 - 2000.00	-	1600.00 - 1700.00	1600.00 - 1700.00	2000.00 - 2200.00	60.00 - 62.00	57.00 - 59.00									

Table 12: Selected Markets: Retail Price of Dried Fish (Rs/Kg)

Week 52: 22 - 28 December 2023

LOCATIONS	Dried Fish													
	Sprats-Imported		Kattawa		Thora		Mora		Balaya		Anguluwa		Salaya	
Colombo	1200.00	1800.00	2000.00	2800.00	-	-	2200.00	2600.00	1500.00	2000.00	2200.00	2800.00	1000.00	1500.00
Gampaha	1200.00	1400.00	2000.00	2000.00	3000.00	3000.00	2400.00	2400.00	1400.00	1400.00	2000.00	2000.00	700.00	800.00
Kurunegala	1100.00	1300.00	1900.00	2100.00	3000.00	3000.00	2000.00	2200.00	1200.00	1600.00	2000.00	2100.00	700.00	800.00
Nikaweratiya	1150.00	1400.00	2000.00	2000.00	-	-	1800.00	2200.00	1000.00	1400.00	2000.00	2200.00	800.00	800.00
Dambulla	1150.00	1300.00	2200.00	2400.00	-	-	2200.00	2300.00	1300.00	1400.00	1600.00	1800.00	-	-
Anuradhapura	1200.00	1400.00	2000.00	2400.00	-	-	2000.00	2400.00	1400.00	1600.00	2000.00	2600.00	900.00	1000.00
Thambuththegama	1200.00	1300.00	2200.00	2400.00	-	-	2200.00	2400.00	1100.00	1200.00	1200.00	1400.00	1100.00	1200.00
Polonnaruwa	1200.00	1300.00	1900.00	2200.00	2800.00	2800.00	2200.00	2300.00	1000.00	1100.00	1300.00	1400.00	-	-
Kaluthara	1200.00	1400.00	1900.00	2000.00	-	-	2000.00	2200.00	1300.00	1380.00	2000.00	2200.00	900.00	1000.00
Badulla	1300.00	1400.00	2300.00	2400.00	-	-	2200.00	2300.00	1400.00	1500.00	-	-	800.00	950.00
Keppetipola	1250.00	1300.00	2350.00	2380.00	-	-	2350.00	2360.00	1250.00	1260.00	2260.00	2280.00	1150.00	1180.00
Moneragala	1200.00	1400.00	2000.00	2200.00	-	-	2200.00	2400.00	1450.00	1500.00	2000.00	2200.00	800.00	900.00
Kegalle	1100.00	1400.00	2000.00	2150.00	-	-	2000.00	2100.00	1100.00	1250.00	-	-	-	-
Ampara	1200.00	1400.00	2000.00	2200.00	-	-	2150.00	2200.00	1400.00	1600.00	1200.00	1200.00	-	-
Dehiattakandiya	1200.00	1400.00	2500.00	2600.00	-	-	1800.00	2400.00	1200.00	1600.00	1200.00	1200.00	-	-
Nuwaraeliya	1250.00	1300.00	2460.00	2480.00	-	-	2260.00	2280.00	1450.00	1480.00	2280.00	2320.00	1200.00	1250.00
Kandy	1200.00	1400.00	2300.00	2400.00	3200.00	3300.00	2200.00	2400.00	1400.00	1600.00	1900.00	2000.00	900.00	950.00
Puttalam	1200.00	1300.00	2650.00	2800.00	2800.00	3000.00	2200.00	2350.00	1200.00	1400.00	1100.00	2000.00	800.00	1000.00
Hambantota	1250.00	1300.00	1900.00	2100.00	-	-	-	-	1100.00	1300.00	2000.00	2100.00	-	-
Rathnapura	-	-	-	-	-	-	-	-	-	-	-	-	-	-
Matara	1200.00	1300.00	1900.00	2200.00	-	-	1800.00	2000.00	1200.00	1500.00	1900.00	2000.00	-	-
Galle	1300.00	1400.00	2200.00	2400.00	-	-	2200.00	2400.00	1300.00	1600.00	1800.00	2000.00	1000.00	1000.00
Tissamaharama	1200.00	1500.00	2000.00	2000.00	-	-	1800.00	2000.00	1100.00	1500.00	2150.00	2150.00	1000.00	1200.00
Meegoda	1200.00	1250.00	1800.00	2200.00	-	-	1800.00	2200.00	1200.00	1200.00	1800.00	2000.00	850.00	1000.00
Embilipitiya	1200.00	1350.00	1800.00	2200.00	-	-	1900.00	2200.00	1200.00	1400.00	2100.00	2250.00	700.00	800.00
Jaffna	1200.00	1400.00	2100.00	2300.00	2900.00	3300.00	2300.00	2500.00	1300.00	1600.00	1100.00	1300.00	-	-
Vavuniya	-	-	1800.00	1900.00	-	-	2000.00	2150.00	1000.00	1200.00	850.00	900.00	700.00	750.00
Mannar	1150.00	1200.00	1800.00	2000.00	-	-	1800.00	2000.00	1100.00	1200.00	900.00	1000.00	800.00	900.00
Killinochchi	1100.00	1200.00	2400.00	2500.00	-	-	-	-	1800.00	1900.00	1200.00	1300.00	900.00	1000.00
Mullaittivu	-	-	-	-	-	-	-	-	-	-	-	-	-	-
Batticaloa	1300.00	1400.00	2000.00	2100.00	-	-	1800.00	2000.00	1250.00	1300.00	1000.00	1100.00	950.00	1000.00
Trincomalee	1360.00	1400.00	2100.00	2250.00	-	-	-	-	1350.00	1400.00	1100.00	1450.00	760.00	800.00
Veyangoda	1200.00	1400.00	1900.00	2000.00	-	-	1800.00	2200.00	1200.00	1400.00	1800.00	2200.00	800.00	1000.00
Galenbindunuwewa	1200.00	1400.00	2200.00	2400.00	3000.00	3200.00	2000.00	2200.00	1400.00	1600.00	2000.00	2200.00	800.00	1000.00
Bandarawela	1300.00	1400.00	2200.00	2400.00	-	-	2000.00	2200.00	1400.00	1500.00	-	-	900.00	1000.00
Matale	1200.00	1300.00	2300.00	2400.00	-	-	2200.00	2300.00	1300.00	1400.00	1600.00	1700.00	700.00	800.00

Table 13: Selected Markets: Retail Price of Meat (Rs/Kg)

Week 52: 22 - 28 December 2023

LOCATIONS	Meat	Meat (Chicken)		Meat	
	Beef	Broiler	Curry	Mutton	Pork
Colombo	2200.00 - 2500.00	1250.00 - 1410.00	1100.00 - 1500.00	3200.00 - 3400.00	1250.00 - 1300.00
Gampaha	2200.00 - 2200.00	1230.00 - 1250.00	1300.00 - 1400.00	3300.00 - 3300.00	1300.00 - 1300.00
Kurunegala	2000.00 - 2000.00	1250.00 - 1290.00	1060.00 - 1060.00	3000.00 - 3000.00	1350.00 - 1380.00
Nikaweratiya	2200.00 - 2400.00	1150.00 - 1250.00	-	-	-
Dambulla	-	1300.00 - 1350.00	-	-	1500.00 - 1500.00
Anuradhapura	2000.00 - 2200.00	1150.00 - 1220.00	-	3200.00 - 3400.00	1400.00 - 1500.00
Thambuththegama	2000.00 - 2200.00	1140.00 - 1220.00	1100.00 - 1300.00	-	1450.00 - 1500.00
Polonnaruwa	1800.00 - 1800.00	1200.00 - 1300.00	-	-	1800.00 - 1800.00
Kaluthara	2200.00 - 2400.00	1180.00 - 1200.00	1360.00 - 1400.00	-	1400.00 - 1500.00
Badulla	1800.00 - 2000.00	1350.00 - 1400.00	1500.00 - 1650.00	2800.00 - 3000.00	-
Keppetipola	2100.00 - 2200.00	1100.00 - 1200.00	1240.00 - 1320.00	3000.00 - 3100.00	-
Moneragala	2100.00 - 2100.00	1250.00 - 1350.00	-	2800.00 - 2800.00	1500.00 - 1600.00
Kegalle	2200.00 - 2200.00	1100.00 - 1300.00	-	2900.00 - 3000.00	1750.00 - 1850.00
Ampara	2100.00 - 2150.00	1000.00 - 1000.00	1250.00 - 1400.00	-	1400.00 - 1500.00
Dehiattakandiya	-	1230.00 - 1300.00	-	-	1230.00 - 1600.00
Nuwaraeliya	2200.00 - 2300.00	1150.00 - 1250.00	1240.00 - 1360.00	3200.00 - 3300.00	1700.00 - 1800.00
Kandy	2200.00 - 2200.00	1180.00 - 1200.00	1400.00 - 1450.00	3000.00 - 3000.00	1500.00 - 1600.00
Puttalam	2000.00 - 2200.00	1100.00 - 1200.00	-	3200.00 - 3200.00	-
Hambantota	-	1300.00 - 1350.00	-	-	-
Rathnapura	-	-	-	-	-
Matara	-	1320.00 - 1340.00	-	-	-
Galle	2200.00 - 2200.00	1250.00 - 1300.00	1600.00 - 1600.00	3400.00 - 3400.00	-
Tissamaharama	-	1300.00 - 1400.00	-	-	1650.00 - 1750.00
Meegoda	-	1200.00 - 1270.00	1250.00 - 1450.00	3300.00 - 3300.00	1500.00 - 1800.00
Embilipitiya	2150.00 - 2200.00	1020.00 - 1150.00	1250.00 - 1300.00	2900.00 - 3000.00	1450.00 - 1600.00
Jaffna	2000.00 - 2100.00	1150.00 - 1200.00	1450.00 - 1550.00	3450.00 - 3500.00	-
Vavuniya	2000.00 - 2150.00	1300.00 - 1450.00	1800.00 - 1900.00	2900.00 - 3000.00	-
Mannar	1700.00 - 1900.00	-	1800.00 - 2000.00	-	-
Killinochchi	1900.00 - 1950.00	1300.00 - 1350.00	1550.00 - 1600.00	3000.00 - 3200.00	-
Mullaittivu	-	-	-	-	-
Batticaloa	1600.00 - 1600.00	1250.00 - 1300.00	1500.00 - 1600.00	3000.00 - 3000.00	-
Trincomalee	1950.00 - 2000.00	1220.00 - 1280.00	1950.00 - 2000.00	-	-
Veyangoda	2200.00 - 2200.00	1250.00 - 1250.00	-	3000.00 - 3000.00	1200.00 - 1200.00
Galenbindunuwewa	1900.00 - 1900.00	1190.00 - 1200.00	1450.00 - 1450.00	-	1400.00 - 1500.00
Bandarawela	2000.00 - 2200.00	1300.00 - 1350.00	-	3000.00 - 3200.00	-
Matale	2000.00 - 2200.00	1250.00 - 1300.00	1450.00 - 1600.00	2800.00 - 3000.00	1500.00 - 1600.00

Table 14: Colombo: Wholesale Prices (Rs/Kg or Rs/Pieces)

Week 52: 22 - 28 December 2023

COMMODITY	Range	Average Price			Change Compared to		COMMODITY	Range	Average Price			Change Compared to	
		This Week	Last Week	Last Year	Last Week (%)	Last Year (%)			This Week	Last Week	Last Year	Last Week (%)	Last Year (%)
<u>Rice</u>													
Local													
Samba 1	230.00 - 240.00	234.75	232.25	213.82	1.08	9.79	Large	100.00 - 105.00	102.50	94.38	92.90	8.61	10.33
Samba 2	225.00 - 230.00	227.25	226.00	207.00	0.55	9.78	Small	85.00 - 92.00	89.25	83.13	82.09	7.37	8.72
Keeri Samba	310.00 - 325.00	316.43	314.97	224.50	0.46	40.95	<u>Fruits (Rs/Fruit)</u>						
Nadu 1	210.00 - 215.00	211.25	212.50	202.80	-0.59	4.17	Plantain						
Nadu 2	205.00 - 208.00	206.00	205.75	197.80	0.12	4.15	Ambul (Rs/Kg)	120.00 - 170.00	140.77	120.83	164.17	16.50	-14.25
Raw (Red)	175.00 - 185.00	180.63	183.13	198.80	-1.37	-9.14	Kolikuttu (Rs/Kg)	300.00 - 380.00	343.33	323.33	369.09	6.19	-6.98
Raw (White)	195.00 - 205.00	201.67	202.50	195.30	-0.41	3.26	Seeni (Rs/Kg)	120.00 - 160.00	136.67	118.33	125.00	15.49	9.33
Imported													
Samba	.	.	.	210.00	.	.	Anamalu	26.00 - 32.00	29.17	28.00	19.00	4.17	53.51
Nadu	.	.	.	178.50	.	.	Ambun	32.00 - 38.00	35.00	31.64	23.83	10.63	46.85
Raw (Red)	Papaw(Rs/Kg)	120.00 - 180.00	143.33	121.54	164.00	17.93	-12.60
Raw (White)	.	.	.	169.60	.	.	Passion Fruit	45.00 - 60.00	50.09	36.60	28.73	36.86	74.37
<u>Dried Chillies</u>													
Imported	1000.00 - 1100.00	1047.14	1043.75	1411.50	0.33	-25.81	Pineapple Large	430.00 - 480.00	443.08	446.25	630.00	-0.71	-29.67
<u>Onion</u>													
Sinnan	Pineapple Medium	340.00 - 360.00	353.33	370.00	530.00	-4.50	-33.33
Vedalan	Pineapple Small	260.00 - 300.00	276.67	281.25	430.00	-1.63	-35.66
Imported	410.00 - 500.00	450.00	398.75	577.00	12.85	-22.01	Mango						
<u>Big Onion</u>													
Imported	390.00 - 465.00	430.00	428.57	159.50	0.33	169.59	Betti	28.00 - 30.00	29.00	27.00	11.75	7.41	146.81
Local													
<u>Potato</u>													
Welimada	Karthakolomban	40.00 - 50.00	45.00	35.70	67.78	26.05	-33.61
N'Eliya	320.00 - 360.00	340.00	320.63	440.00	6.04	-22.73	Vilad	28.00 - 34.00	30.50	27.75	45.00	9.91	-32.22
Imported	125.00 - 210.00	168.13	191.25	173.50	-12.09	-3.10	Kohu
<u>Pulses</u>													
Green Gram	850.00 - 1000.00	911.67	861.67	1117.50	5.80	-18.42	<u>Other</u>						
Cowpea (White)	1050.00 - 1150.00	1100.00	1075.00	1276.67	2.33	-13.84	Wood Apple	25.00 - 36.00	30.50	24.67	26.36	23.65	15.69
Cowpea (Red)	1100.00 - 1200.00	1150.00	1115.71	1300.00	3.07	-11.54	Orange	130.00 - 160.00	146.67	146.00	50.00	0.46	193.33
Red Dhal	295.00 - 300.00	299.00	298.00	353.50	0.34	-15.42	Avocado	240.00 - 320.00	278.33	244.62	150.00	13.78	85.56
<u>Vegetable</u>													
Beans (Butter)	Slime Apple	50.00 - 60.00	55.00	73.33	33.80	-25.00	62.72
Beans(Green)	400.00 - 550.00	475.00	432.00	546.00	9.95	-13.00	Grapes (Imp., Rs/Kg)	1300.00 - 1400.00	1375.00	1370.00	1500.00	0.36	-8.33
Carrot	350.00 - 500.00	417.00	363.00	240.00	14.88	73.75	King Coconut	80.00 - 110.00	93.75	91.11	102.50	2.90	-8.54
Leeks	150.00 - 280.00	220.00	240.00	315.00	-8.33	-30.16	<u>Sea Fish</u>						
Beetroot	350.00 - 430.00	398.33	375.00	348.33	6.22	14.35	Salaya	250.00 - 400.00	325.00	301.00	548.00	7.97	-40.69
Knolkhol	200.00 - 250.00	222.00	248.00	235.00	-10.48	-5.53	Hurulla	700.00 - 800.00	746.00	681.00	754.00	9.54	-1.06
Raddish	130.00 - 180.00	151.00	159.00	98.00	-5.03	54.08	Balaya	850.00 - 1000.00	928.00	890.00	939.00	4.27	-1.17
Cabbage	350.00 - 400.00	370.00	323.00	107.00	14.55	245.79	Kelawalla	1150.00 - 1550.00	1388.00	1190.00	1500.00	16.64	-7.47
Tomato	300.00 - 650.00	474.00	528.00	192.00	-10.23	146.88	Thora	2200.00 - 3000.00	2580.00	2270.00	2790.00	13.66	-7.53
Ladies Fingers	100.00 - 180.00	135.00	181.00	139.00	-25.41	-2.88	Paraw	1300.00 - 1600.00	1450.00	1283.00	1435.00	13.02	1.05
Brinjal	500.00 - 600.00	548.00	380.00	192.00	44.21	185.42	Mora	1000.00 - 1300.00	1180.00	1250.00	1028.57	-5.60	14.72
Capsicum	400.00 - 500.00	448.00	397.00	660.00	12.85	-32.12	Shrimps	1600.00 - 1850.00	1720.00	1638.00	1656.25	5.01	3.85
Pumpkin	150.00 - 160.00	154.00	147.00	113.00	4.76	36.28	Thalapath	1500.00 - 2000.00	1700.00	1695.00	1988.89	0.29	-14.53
Cucumber	100.00 - 120.00	112.00	99.00	59.00	13.13	89.83	<u>Eggs</u>						
Bitter Gourd	300.00 - 400.00	347.00	353.00	302.00	-1.70	14.90	Brown	53.00 - 64.00	57.75	61.25	.	-5.71	.
Snake Gourd	200.00 - 220.00	208.00	182.00	209.00	14.29	-0.48	White	51.00 - 58.00	54.50	58.88	60.00	-7.43	-9.17
Drumstick	<u>Dried Fish</u>						
Luffa	300.00 - 380.00	344.00	276.00	223.00	24.64	54.26	Sprats	1250.00 - 1450.00	1331.00	1376.00	1203.00	-3.27	10.64
Long Beans	120.00 - 180.00	147.00	176.00	275.00	-16.48	-46.55	Sprats (Imported)	900.00 - 1100.00	978.33	970.83	885.00	0.77	10.55
Ash Plantain	250.00 - 300.00	282.00	263.00	224.00	7.22	25.89	Kattawa
Green Chillies	800.00 - 1400.00	1075.00	955.00	220.00	12.57	388.64	Kattawa (Imported)	1200.00 - 1300.00	1268.00	1256.36	1669.00	0.93	-24.03
Lime	200.00 - 400.00	295.00	425.00	162.00	-30.59	82.10	Thora
<u>Root Crops</u>													
Sweet Potato	80.00 - 100.00	88.00	90.00	131.00	-2.22	-32.82	Thora (Imported)
Manioc	80.00 - 100.00	90.00	100.00	150.00	-10.00	-40.00	Mora	1650.00 - 1850.00	1737.00	1745.00	1720.00	-0.46	0.99
<u>Leafy Vegetable</u>													
Mukunuwenna	45.00 - 60.00	50.00	55.00	57.50	-9.09	-13.04	Mora (Imported)
Kankun	45.00 - 60.00	50.00	55.00	57.50	-9.09	-13.04	Balaya	850.00 - 960.00	917.00	877.00	814.00	4.56	12.65
Gotukola (Rs/Kg)	280.00 - 300.00	290.00	310.00	242.00	-6.45	19.83	Balaya (Imported)
							Anguluwa
							Anguluwa (Imported)	1450.00 - 1550.00	1502.00	1457.78	1722.50	3.03	-12.80
							Maduwa	1350.00 - 1450.00	1396.00	1397.00	1214.00	-0.07	14.99
							Maduwa (Imported)
							Koduwa
							Koduwa (Imported)
							Salaya	350.00 - 480.00	423.33	408.33	725.00	3.67	-41.61
							Salaya (Imported)

This Week: Week 52: 22 - 28 December 2023
Last Week: Week 51: 15 - 21 December 2023

Table 15: Colombo &Suburbs: Retail Prices (Rs/Kg or Rs/Piece)

Week 52: 22 - 28 December 2023

COMMODITY	Range	Average Price			Change Compared to		COMMODITY	Range	Average Price			Change Compared to	
		This Week	Last Week	Last Year	Last Week	Last Year (%)			This Week	Last Week	Last Year	Last Week	Last Year (%)
<u>Rice</u>													
Local													
Samba 1	230.00 - 260.00	252.14	249.29	230.57	2.86	9.36	Coconut	110.00 - 130.00	120.32	119.38	109.46	0.95	9.92
Samba 2	240.00 - 250.00	245.00	243.00	221.47	2.00	10.62	Large	90.00 - 100.00	96.33	92.42	89.31	3.91	7.86
Keeri Samba	-	-	-	260.00	-	-	Small	-	-	-	-	-	-
Nadu 1	220.00 - 230.00	224.25	226.67	224.29	-2.42	-0.02	<u>Fruits (Rs/Fruit)</u>						
Nadu 2	220.00 - 220.00	220.00	220.00	215.76	0.00	1.97	Plantain						
Raw (Red)	200.00 - 215.00	206.19	206.90	217.27	-0.71	-5.10	Ambul (Rs/Kg)	180.00 - 280.00	226.25	215.00	235.00	11.25	-3.72
Raw (White)	210.00 - 220.00	215.24	215.37	212.29	-0.13	1.39	Kolikuttu (Rs/Kg)	400.00 - 550.00	489.17	478.18	462.63	10.98	5.74
Imported													
Samba	-	-	-	218.57	-	-	Seeni (Rs/Kg)	180.00 - 280.00	221.30	203.33	194.74	17.97	13.64
Nadu	-	-	-	202.73	-	-	Anamalu	32.00 - 45.00	38.13	36.24	28.49	1.89	33.86
Raw (Red)	-	-	-	-	-	-	Ambun	42.00 - 58.00	49.96	49.18	35.48	0.77	40.78
Raw (White)	-	-	-	189.71	-	-	Papaw(Rs/Kg)	180.00 - 300.00	229.17	202.31	368.06	26.86	-37.74
<u>Dried Chillies</u>													
Imported	1100.00 - 1500.00	1313.64	1312.00	1806.06	1.64	-27.27	Passion Fruit	50.00 - 95.00	64.71	57.50	50.57	7.21	27.95
<u>Onion</u>													
Sinnan	-	-	-	-	-	-	Pineapple Large	450.00 - 600.00	524.74	577.78	639.63	-53.04	-17.96
Vedalan	-	-	-	-	-	-	Pineapple Medium	380.00 - 500.00	426.67	488.89	577.27	-62.22	-26.09
Imported	500.00 - 680.00	594.62	578.85	767.27	15.77	-22.50	Pineapple Small	280.00 - 430.00	347.69	390.00	495.00	-42.31	-29.76
<u>Big Onion</u>													
Imported	450.00 - 600.00	510.00	493.33	205.56	16.67	148.11	Mango						
Local													
Potato	-	-	-	-	-	-	Betti	-	-	-	-	-	-
Welimada	-	-	-	-	-	-	Karthakolomban	50.00 - 160.00	99.90	97.17	138.85	2.73	-28.05
N'Eliya	380.00 - 460.00	415.63	395.00	480.00	20.63	-13.41	Vilad	-	-	-	63.75	-	-
Imported	180.00 - 250.00	212.50	230.00	227.42	-17.50	-6.56	Kohu	-	-	-	-	-	-
<u>Pulses</u>													
Green Gram	1000.00 - 1300.00	1163.04	1144.55	1309.62	18.50	-11.19	<u>Other</u>						
Cowpea (White)	1200.00 - 1300.00	1255.00	1227.59	1344.44	27.41	-6.65	Wood Apple	40.00 - 85.00	62.05	59.35	54.58	2.70	13.68
Cowpea (Red)	1200.00 - 1300.00	1263.64	1230.77	1350.00	32.87	-6.40	Orange	150.00 - 250.00	206.36	203.33	117.00	3.03	76.38
Red Dhal	320.00 - 360.00	340.80	335.74	377.27	5.06	-9.67	Avocado	-	-	-	134.00	-	174.50
<u>Vegetable</u>													
Beans (Butter)	-	-	-	-	-	-	Slime Apple	60.00 - 120.00	82.47	101.07	90.00	-18.60	-8.37
Beans(Green)	520.00 - 800.00	668.97	596.13	708.93	72.84	-5.64	Grapes (Imp., Rs/Kg)	1700.00 - 2500.00	2064.71	2033.33	2068.42	31.37	-0.18
Carrot	400.00 - 800.00	598.46	532.86	388.57	65.60	54.02	King Coconut	130.00 - 150.00	143.18	134.78	137.27	8.40	4.30
Leeks	300.00 - 480.00	388.85	396.88	437.93	-8.03	-11.21	<u>Sea Fish</u>						
Beetroot	460.00 - 800.00	637.60	664.00	502.33	-26.40	26.93	Salaya	350.00 - 700.00	564.76	550.83	612.69	13.93	-7.82
Knolkhol	260.00 - 560.00	435.79	480.00	426.15	-44.21	2.26	Hurulla	780.00 - 1000.00	928.46	897.37	970.80	31.09	-4.36
Raddish	160.00 - 420.00	312.86	363.55	214.14	-50.69	46.10	Balaya	1100.00 - 1800.00	1508.33	1238.00	1608.89	270.33	-6.25
Cabbage	400.00 - 660.00	550.00	535.81	256.00	14.19	114.84	Kelawalla	1700.00 - 2600.00	2139.47	2056.82	2443.75	82.66	-12.45
Tomato	340.00 - 800.00	643.08	705.00	315.52	-61.92	103.82	Thora	2700.00 - 4000.00	3453.33	2931.25	3395.00	522.08	1.72
Ladies Fingers	220.00 - 420.00	343.10	359.64	252.90	-16.54	35.67	Paraw	1600.00 - 2600.00	2282.50	2172.22	2358.00	110.28	-3.20
Brinjal	560.00 - 880.00	765.17	539.38	361.43	225.80	111.71	Mora	-	-	-	1714.29	-	-
Capsicum	540.00 - 1000.00	774.07	739.35	904.41	34.72	-14.41	Shrimps	2000.00 - 2400.00	2086.11	2066.67	1868.33	19.44	11.66
Pumpkin	180.00 - 320.00	274.44	273.75	214.29	0.69	28.07	Thalpath	1850.00 - 3000.00	2770.45	2709.52	2863.08	60.93	-3.24
Cucumber	120.00 - 320.00	253.08	260.00	181.67	-6.92	39.31	<u>Eggs</u>						
Bitter Gourd	320.00 - 800.00	567.14	626.88	453.79	-59.73	24.98	Brown	55.00 - 62.00	57.88	64.24	60.90	-6.36	-4.96
Snake Gourd	240.00 - 480.00	399.20	393.55	399.29	5.65	-0.02	White	52.00 - 60.00	55.11	62.24	60.63	-7.13	-9.10
Drumstick	-	-	-	-	-	-	<u>Dried Fish</u>						
Luffa	320.00 - 660.00	515.00	512.00	385.52	3.00	33.59	Sprats	1500.00 - 2200.00	1945.83	1966.67	1637.04	-20.83	18.86
Long Beans	220.00 - 480.00	361.43	384.19	409.00	-22.76	-11.63	Sprats (Imported)	1200.00 - 1800.00	1463.64	1309.09	1290.32	154.55	13.43
Ash Plantain	260.00 - 480.00	388.46	397.93	317.33	-9.47	22.41	Kattawa	2000.00 - 2800.00	2325.00	2160.00	2475.00	165.00	-6.06
Green Chillies	1100.00 - 2000.00	1600.00	1336.30	523.33	263.70	205.73	Thora	2200.00 - 2600.00	2405.00	2352.94	2400.00	52.06	0.21
Lime	300.00 - 900.00	661.85	888.44	391.67	-226.59	68.98	Mora	2200.00 - 2600.00	2405.00	2352.94	2400.00	52.06	0.21
<u>Root Crops</u>													
Sweet Potato	140.00 - 320.00	240.74	243.13	232.14	-2.38	3.70	Balaya	1500.00 - 2000.00	1704.55	1666.00	1400.00	38.55	21.75
Manioc	150.00 - 260.00	211.72	214.69	222.67	-2.96	-4.91	Anguluwa	2200.00 - 2800.00	2430.77	2400.00	2423.08	30.77	0.32
<u>Leafy Vegetable</u>													
Mukunuwenna	50.00 - 80.00	73.33	76.88	80.50	-3.54	-8.90	Maduwa	-	-	-	2250.00	-	-
Kankun	50.00 - 80.00	73.33	76.88	80.50	-3.54	-8.90	Koduwa	-	-	-	-	-	-
Gotukola	100.00 - 120.00	101.33	101.25	119.00	0.08	-14.85	Salaya	1000.00 - 1500.00	1150.00	1087.50	1181.48	62.50	-2.66
<u>Meat</u>													
Beef (without Bones)													
Chicken (Broiler)													
Chicken (Curry)													
Mutton													
Pork													

This Week: Week 52: 22 - 28 December 2023

Last Week: Week 51: 15 - 21 December 2023

Table 16: Farmgate/Producer Prices of Food Commodities in Selected Producing Areas (Rs/Kg)

Week 52: 22 - 28 December 2023

COMMODITY	Range	Average Price	COMMODITY	Range	Average Price	COMMODITY	Range	Average Price
<u>Paddy</u>			<u>Vegetable (Up Country)</u>			<u>Snake Gourd</u>		
Short Grain			Beans			Dambulla	145.00 - 172.50	158.00
A'pura	123.00 - 128.00	125.00	Dambulla	460.00 - 500.00	478.00	Hambantota	240.00 - 270.00	254.00
P'naruwa	129.00 - 131.00	130.33	Welimada	550.00 - 570.00	558.00	Embilipitiya	180.00 - 200.00	194.00
Kalawewa	123.00 - 128.00	125.40	Badulla	470.00 - 520.00	496.00	Matara	-	
Kurunegala	124.00 - 128.00	126.00	Carrot			A'pura	200.00 - 220.00	208.00
Dehiattakandiya	125.00 - 129.00	127.00	N'Eliya	480.00 - 540.00	504.00	Luffa		
Nikaweratiya	123.00 - 130.00	125.67	Welimada	430.00 - 450.00	442.00	Dambulla	280.00 - 300.00	292.00
Ampara	124.00 - 125.00	124.67	Hanguranketha	-		Hambantota	280.00 - 320.00	302.50
Long Grain (White)			Leeks			Embilipitiya	350.00 - 380.00	368.00
A'pura	112.00 - 115.00	113.20	N'Eliya	230.00 - 260.00	246.00	Matara	-	
P'naruwa	114.00 - 116.00	115.17	Welimada	-		A'pura	290.00 - 310.00	298.00
Kalawewa	110.00 - 115.00	112.00	Beetroot			Green Chillies		
Kurunegala	115.00 - 117.00	115.75	N'Eliya	360.00 - 380.00	370.00	Dambulla	900.00 - 1000.00	960.00
Dehiattakandiya	105.00 - 109.00	107.33	Dambulla	380.00 - 420.00	400.00	Hambantota	-	
Embilipitiya	-		Kurunegala	-		Embilipitiya	1250.00 - 1350.00	1296.00
Nikaweratiya	114.00 - 117.00	115.33	Welimada	370.00 - 390.00	382.00	Puttalam	800.00 - 950.00	890.00
Hambantota	-		Hanguranketha	308.00 - 320.00	313.60	A'pura	1150.00 - 1200.00	1170.00
Ampara	110.00 - 110.00	110.00	Knol Khol			Pumpkin		
Long Grain (Red)			N'Eliya	260.00 - 280.00	270.00	Dambulla	120.00 - 130.00	126.00
Matara	90.00 - 95.00	93.75	Welimada	250.00 - 270.00	262.00	Hambantota	110.00 - 130.00	120.00
Hambantota	95.00 - 100.00	97.25	Hanguranketha	200.00 - 220.00	212.00	Embilipitiya	130.00 - 160.00	146.00
Embilipitiya	98.00 - 100.00	99.40	Raddish			Matara	100.00 - 110.00	105.00
Keeri Samba			N'Eliya	110.00 - 120.00	116.00	A'pura	130.00 - 150.00	138.00
A'pura	145.00 - 155.00	150.00	Welimada	90.00 - 100.00	96.00	Moneragala	130.00 - 140.00	134.00
P'naruwa	159.00 - 164.00	161.00	Hambantota	130.00 - 170.00	147.50	Cucumber		
Kalawewa	145.00 - 155.00	149.00	Hanguranketha	90.00 - 100.00	95.60	A'pura	80.00 - 100.00	88.00
Kurunegala	145.00 - 150.00	147.50	Cabbage			Dambulla	95.00 - 110.00	101.00
Dehiattakandiya	150.00 - 155.00	153.33	N'Eliya	370.00 - 390.00	378.00	Hambantota	80.00 - 90.00	86.67
Red Onion			Welimada	300.00 - 330.00	314.00	Matara	80.00 - 90.00	85.00
Puttalam	-		Badulla	280.00 - 320.00	296.00	Long Beans		
Jaffna	-		Hanguranketha	290.00 - 310.00	300.00	Dambulla	162.50 - 190.00	178.50
Big Onion			Tomato			Hambantota	120.00 - 150.00	135.00
Dambulla	-		Welimada	280.00 - 300.00	288.00	Embilipitiya	190.00 - 220.00	204.00
Kalawewa	-		Hambantota	-		Matara	150.00 - 170.00	160.00
A'pura	-		Dambulla	380.00 - 420.00	406.00	A'pura	200.00 - 240.00	216.00
Potato			Hanguranketha	380.00 - 415.00	400.00	Ash Plantain		
N'Eliya	265.00 - 275.00	270.00	Vegetable (Low Country)			Hambantota	-	
Badulla	-		Ladies Fingers			Embilipitiya	200.00 - 230.00	212.00
Welimada	250.00 - 260.00	256.00	A'pura	180.00 - 200.00	188.00	Matara	160.00 - 180.00	172.50
Pulses			Dambulla	100.00 - 120.00	114.00	Lime		
Green Gram			Hambantota	180.00 - 220.00	204.00	Hambantota	-	
Hambantota	-		Embilipitiya	180.00 - 200.00	188.00	Embilipitiya	200.00 - 250.00	220.00
Moneragala	750.00 - 800.00	770.00	Matara	130.00 - 140.00	136.25	Moneragala	200.00 - 250.00	220.00
Embilipitiya	700.00 - 750.00	725.00	Brinjal			Fruits (Rs/Kg)		
Nikaweratiya	750.00 - 800.00	768.75	A'pura	360.00 - 400.00	376.00	Banana		
A'pura	700.00 - 800.00	750.00	Dambulla	390.00 - 420.00	406.00	Ambul		
Cowpea			Hambantota	-		Moneragala	70.00 - 80.00	74.00
Hambantota	-		Embilipitiya	360.00 - 400.00	380.00	Embilipitiya	80.00 - 120.00	100.00
Nikaweratiya	850.00 - 900.00	881.25	Matara	-		Hambantota	80.00 - 110.00	95.00
Moneragala	900.00 - 950.00	920.00	Welimada	340.00 - 360.00	352.00	Kolikuttu		
Embilipitiya	850.00 - 900.00	875.00	Capsicum			Moneragala	230.00 - 250.00	238.00
Maize			Badulla	440.00 - 500.00	466.00	Embilipitiya	280.00 - 300.00	295.00
A'pura	135.00 - 140.00	137.50	Welimada	450.00 - 500.00	482.00	Hambantota	-	
Kalawewa	-		Bitter Gourd			Papaw		
Gingelly			A'pura	380.00 - 400.00	388.00	Moneragala	80.00 - 100.00	88.00
A'pura	750.00 - 800.00	775.00	Dambulla	280.00 - 310.00	296.00	Embilipitiya	100.00 - 120.00	112.00
Kalawewa	-		Hambantota	-		Hambantota	110.00 - 130.00	120.00
Black Gram			Embilipitiya	520.00 - 540.00	532.00	Pineapple		
A'pura	900.00 - 950.00	925.00	Matara	380.00 - 450.00	412.50	Divulapitiya	-	
Kalawewa	-							

Annex 01 - Colombo Markets: Retail Prices of Rice and Subsidiary Food Crops (Rs/Kg)

Week 52: 22 - 28 December 2023

28

CROP	PELIYAGODA	MAHARAGAMA	KIRULAPONE	NUGEGODA	NARAHENPITA	DEMATAGODA	THOTALANGA	KADAWATHA	KIRIBATHGODA
<u>Rice</u>									
Local									
Samba 1	250.00 - 260.00	230.00 - 260.00	260.00 - 260.00	230.00 - 260.00	260.00 - 260.00	230.00 - 260.00	250.00 - 260.00	230.00 - 250.00	230.00 - 260.00
Samba 2	-	250.00 - 250.00	-	240.00 - 240.00	-	250.00 - 250.00	-	240.00 - 240.00	-
Keeri Samba	-	-	-	-	-	-	-	-	-
Nadu 1	-	220.00 - 225.00	220.00 - 220.00	220.00 - 225.00	-	220.00 - 230.00	225.00 - 230.00	220.00 - 230.00	220.00 - 230.00
Nadu 2	220.00 - 220.00	-	-	-	220.00 - 220.00	-	-	-	-
Raw (Red)	200.00 - 210.00	215.00 - 215.00	210.00 - 215.00	210.00 - 210.00	200.00 - 210.00	210.00 - 210.00	200.00 - 210.00	200.00 - 200.00	210.00 - 210.00
Raw (White)	210.00 - 220.00	-	220.00 - 220.00	220.00 - 220.00	220.00 - 220.00	220.00 - 220.00	210.00 - 220.00	210.00 - 220.00	220.00 - 220.00
Imported									
Samba	-	-	-	-	-	-	-	-	-
Nadu	-	-	-	-	-	-	-	-	-
Raw (Red)	-	-	-	-	-	-	-	-	-
Raw (White)	-	-	-	-	-	-	-	-	-
<u>Dried Chillies</u>									
Imported	1100.00 - 1200.00	1500.00 - 1500.00	1350.00 - 1450.00	1500.00 - 1500.00	1400.00 - 1500.00	1200.00 - 1300.00	1250.00 - 1350.00	1300.00 - 1400.00	1300.00 - 1300.00
<u>Red Onion</u>									
Sinnan	-	-	-	-	-	-	-	-	-
Vedalan	-	-	-	-	-	-	-	-	-
Imported	500.00 - 500.00	680.00 - 680.00	600.00 - 650.00	640.00 - 680.00	560.00 - 600.00	560.00 - 560.00	600.00 - 600.00	600.00 - 600.00	600.00 - 600.00
<u>Big Onion</u>									
Imported	450.00 - 460.00	550.00 - 550.00	450.00 - 480.00	480.00 - 550.00	480.00 - 600.00	480.00 - 480.00	460.00 - 600.00	520.00 - 600.00	460.00 - 580.00
Local	-	-	-	-	-	-	-	-	-
<u>Potato</u>									
Welimada	-	-	-	-	-	-	-	-	-
N'Eliya	420.00 - 420.00	460.00 - 460.00	380.00 - 380.00	440.00 - 450.00	440.00 - 440.00	-	380.00 - 380.00	380.00 - 400.00	400.00 - 400.00
Imported	180.00 - 200.00	250.00 - 250.00	200.00 - 210.00	240.00 - 250.00	200.00 - 220.00	180.00 - 180.00	200.00 - 240.00	200.00 - 240.00	240.00 - 240.00
<u>Pulses</u>									
Green Gram	1000.00 - 1100.00	1300.00 - 1300.00	1200.00 - 1250.00	1250.00 - 1250.00	1200.00 - 1200.00	1000.00 - 1200.00	1000.00 - 1200.00	1200.00 - 1200.00	1200.00 - 1200.00
Cowpea (White)	1200.00 - 1200.00	-	-	1200.00 - 1200.00	1300.00 - 1300.00	1200.00 - 1300.00	1300.00 - 1300.00	1200.00 - 1300.00	1300.00 - 1300.00
Cowpea (Red)	1200.00 - 1200.00	-	1200.00 - 1200.00	1300.00 - 1300.00	1300.00 - 1300.00	1200.00 - 1300.00	1300.00 - 1300.00	1300.00 - 1300.00	1300.00 - 1300.00
Red Dhal	320.00 - 330.00	360.00 - 360.00	340.00 - 350.00	340.00 - 360.00	360.00 - 360.00	330.00 - 360.00	320.00 - 330.00	330.00 - 340.00	360.00 - 360.00

Annex 02 - Colombo Markets: Retail Prices of Vegetables (Rs/Kg) and Coconut (Rs/Nut)

Week 52: 22 - 28 December 2023

29

CROP	PELIYAGODA	MAHARAGAMA	KIRULAPONE	NUGEGODA	NARAHENPITA	DEMATAGODA	THOTALANGA	KADAWATHA	KIRIBATHGODA
<u>Vegetable</u>									
Beans	560.00 - 660.00	760.00 - 800.00	720.00 - 800.00	600.00 - 660.00	640.00 - 680.00	800.00 - 800.00	550.00 - 700.00	520.00 - 600.00	680.00 - 740.00
Carrot	400.00 - 420.00	760.00 - 800.00	520.00 - 800.00	720.00 - 800.00	700.00 - 760.00	460.00 - 480.00	400.00 - 430.00	400.00 - 420.00	600.00 - 660.00
Leeks	300.00 - 320.00	480.00 - 480.00	420.00 - 480.00	460.00 - 480.00	420.00 - 480.00	380.00 - 380.00	320.00 - 350.00	320.00 - 340.00	400.00 - 480.00
Beetroot	500.00 - 560.00	760.00 - 800.00	660.00 - 800.00	600.00 - 800.00	600.00 - 680.00	560.00 - 600.00	500.00 - 650.00	460.00 - 480.00	460.00 - 460.00
Knolkhol	260.00 - 280.00	560.00 - 560.00	-	560.00 - 560.00	550.00 - 560.00	340.00 - 340.00	360.00 - 540.00	400.00 - 460.00	400.00 - 400.00
Raddish	160.00 - 180.00	400.00 - 420.00	320.00 - 420.00	400.00 - 420.00	320.00 - 340.00	320.00 - 320.00	240.00 - 300.00	240.00 - 260.00	320.00 - 340.00
Cabbage	400.00 - 420.00	620.00 - 660.00	600.00 - 660.00	600.00 - 660.00	600.00 - 660.00	400.00 - 420.00	400.00 - 460.00	400.00 - 440.00	600.00 - 660.00
Tomato	340.00 - 360.00	800.00 - 800.00	600.00 - 800.00	600.00 - 660.00	500.00 - 550.00	560.00 - 600.00	600.00 - 780.00	800.00 - 800.00	740.00 - 800.00
Ladies Fingers	220.00 - 240.00	400.00 - 420.00	400.00 - 420.00	360.00 - 420.00	300.00 - 340.00	360.00 - 380.00	220.00 - 320.00	300.00 - 340.00	400.00 - 420.00
Brinjal	740.00 - 760.00	800.00 - 880.00	720.00 - 860.00	760.00 - 860.00	800.00 - 860.00	860.00 - 860.00	560.00 - 600.00	740.00 - 800.00	760.00 - 800.00
Capsicum	540.00 - 560.00	900.00 - 1000.00	800.00 - 1000.00	760.00 - 800.00	650.00 - 680.00	680.00 - 680.00	540.00 - 600.00	600.00 - 660.00	780.00 - 900.00
Pumpkin	180.00 - 190.00	320.00 - 320.00	260.00 - 320.00	280.00 - 320.00	240.00 - 280.00	200.00 - 240.00	200.00 - 240.00	260.00 - 280.00	320.00 - 320.00
Cucumber	120.00 - 140.00	320.00 - 320.00	220.00 - 280.00	260.00 - 320.00	160.00 - 180.00	260.00 - 280.00	160.00 - 180.00	300.00 - 320.00	200.00 - 240.00
Bitter Gourd	320.00 - 360.00	600.00 - 680.00	600.00 - 660.00	720.00 - 800.00	740.00 - 800.00	460.00 - 460.00	400.00 - 420.00	420.00 - 480.00	540.00 - 600.00
Snake Gourd	240.00 - 260.00	460.00 - 480.00	400.00 - 480.00	420.00 - 480.00	420.00 - 480.00	-	300.00 - 320.00	320.00 - 340.00	460.00 - 480.00
Drumstick	-	-	-	-	-	-	-	-	-
Luffa	320.00 - 360.00	560.00 - 660.00	560.00 - 640.00	560.00 - 600.00	420.00 - 480.00	-	450.00 - 460.00	340.00 - 480.00	600.00 - 660.00
Long Beans	220.00 - 260.00	480.00 - 480.00	460.00 - 480.00	460.00 - 480.00	350.00 - 360.00	360.00 - 380.00	220.00 - 260.00	240.00 - 280.00	420.00 - 480.00
Ash Plantain	260.00 - 280.00	460.00 - 480.00	400.00 - 480.00	440.00 - 480.00	400.00 - 460.00	260.00 - 280.00	320.00 - 360.00	320.00 - 360.00	320.00 - 360.00
Green Chillies	1600.00 - 1800.00	1300.00 - 1800.00	1600.00 - 2000.00	1800.00 - 2000.00	1600.00 - 1800.00	1100.00 - 1100.00	1100.00 - 1200.00	1400.00 - 1600.00	1600.00 - 1800.00
Lime	300.00 - 340.00	890.00 - 900.00	760.00 - 800.00	800.00 - 900.00	600.00 - 680.00	800.00 - 860.00	500.00 - 600.00	500.00 - 600.00	760.00 - 900.00
<u>Root Crops</u>									
Sweet Potato	140.00 - 160.00	320.00 - 320.00	260.00 - 280.00	320.00 - 320.00	260.00 - 280.00	260.00 - 280.00	200.00 - 260.00	160.00 - 180.00	240.00 - 260.00
Manioc	150.00 - 160.00	240.00 - 240.00	220.00 - 240.00	230.00 - 240.00	240.00 - 240.00	220.00 - 240.00	160.00 - 180.00	220.00 - 260.00	180.00 - 200.00
<u>Leafy Vegetable</u>									
Mukunuwenna	50.00 - 50.00	80.00 - 80.00	70.00 - 70.00	80.00 - 80.00	80.00 - 80.00	80.00 - 80.00	70.00 - 70.00	80.00 - 80.00	80.00 - 80.00
Kankun	50.00 - 50.00	80.00 - 80.00	70.00 - 70.00	80.00 - 80.00	80.00 - 80.00	80.00 - 80.00	70.00 - 70.00	80.00 - 80.00	80.00 - 80.00
Gotukola	100.00 - 120.00	100.00 - 100.00	100.00 - 100.00	100.00 - 100.00	100.00 - 100.00	100.00 - 100.00	100.00 - 100.00	100.00 - 100.00	100.00 - 100.00
<u>Coconut</u>									
Large	110.00 - 110.00	120.00 - 120.00	110.00 - 110.00	120.00 - 120.00	120.00 - 120.00	120.00 - 120.00	110.00 - 120.00	120.00 - 130.00	120.00 - 130.00
Small	90.00 - 90.00	90.00 - 100.00	90.00 - 95.00	100.00 - 100.00	100.00 - 100.00	100.00 - 100.00	90.00 - 95.00	95.00 - 100.00	100.00 - 100.00

Annex 03 - Colombo Markets: Retail Prices of Fruits (Rs/Fruit)

Week 52: 22 - 28 December 2023

30

CROP	PELIYAGODA	MAHARAGAMA	KIRULAPONE	NUGEGODA	NARAHENPITA	DEMATAGODA	THOTALANGA	KADAWATHA	KIRIBATHGODA
<i>Plantain</i>									
Ambul (Rs/Kg)	200.00 - 250.00	240.00 - 260.00	260.00 - 280.00	240.00 - 240.00	220.00 - 250.00	200.00 - 250.00	180.00 - 200.00	200.00 - 220.00	200.00 - 220.00
Kolikuttu (Rs/Kg)	400.00 - 450.00	480.00 - 480.00	500.00 - 550.00	480.00 - 480.00	450.00 - 550.00	550.00 - 550.00	500.00 - 550.00	450.00 - 500.00	500.00 - 550.00
Seeni (Rs/Kg)	180.00 - 200.00	240.00 - 260.00	260.00 - 280.00	240.00 - 240.00	200.00 - 220.00	240.00 - 250.00	180.00 - 200.00	200.00 - 220.00	180.00 - 200.00
Anamalu	32.00 - 35.00	42.00 - 45.00	43.00 - 45.00	42.00 - 42.00	38.00 - 42.00	38.00 - 38.00	35.00 - 35.00	35.00 - 37.00	35.00 - 40.00
Ambun	42.00 - 45.00	48.00 - 50.00	58.00 - 58.00	48.00 - 55.00	50.00 - 50.00	50.00 - 50.00	46.00 - 50.00	46.00 - 50.00	46.00 - 52.00
<i>Pineapple</i>									
Large	480.00 - 520.00	540.00 - 560.00	600.00 - 600.00	550.00 - 550.00	450.00 - 460.00	550.00 - 550.00	500.00 - 530.00	500.00 - 550.00	500.00 - 530.00
Medium	380.00 - 400.00	-	460.00 - 500.00	450.00 - 450.00	-	400.00 - 400.00	450.00 - 480.00	400.00 - 450.00	400.00 - 450.00
Small	280.00 - 320.00	-	400.00 - 400.00	-	300.00 - 320.00	-	400.00 - 430.00	350.00 - 380.00	360.00 - 380.00
<i>Mango</i>									
Betti	-	-	-	-	-	-	-	-	-
Karthakolomban	50.00 - 55.00	115.00 - 130.00	130.00 - 160.00	130.00 - 130.00	100.00 - 115.00	80.00 - 90.00	60.00 - 65.00	65.00 - 115.00	65.00 - 115.00
Vilad	-	-	-	-	-	-	-	-	-
Kohu	-	-	-	-	-	-	-	-	-
<i>Other Fruits</i>									
Wood Apple	40.00 - 44.00	80.00 - 85.00	80.00 - 85.00	50.00 - 50.00	60.00 - 65.00	40.00 - 40.00	40.00 - 40.00	40.00 - 70.00	60.00 - 60.00
Orange	180.00 - 200.00	220.00 - 220.00	150.00 - 250.00	250.00 - 250.00	220.00 - 230.00	-	-	-	-
Avocado	-	-	-	-	-	-	-	-	-
Slime Apple	60.00 - 65.00	100.00 - 120.00	100.00 - 120.00	80.00 - 80.00	60.00 - 62.00	60.00 - 80.00	-	-	80.00 - 100.00
Grapes (Rs/Kg)	1700.00 - 1700.00	2000.00 - 2000.00	2400.00 - 2500.00	2500.00 - 2500.00	2000.00 - 2400.00	2000.00 - 2300.00	1800.00 - 2000.00	2000.00 - 2300.00	1700.00 - 1800.00
Papaw (Rs/Kg)	200.00 - 250.00	260.00 - 300.00	300.00 - 300.00	280.00 - 280.00	250.00 - 300.00	180.00 - 200.00	180.00 - 200.00	180.00 - 220.00	180.00 - 220.00
Passion	55.00 - 65.00	50.00 - 50.00	90.00 - 95.00	95.00 - 95.00	60.00 - 65.00	60.00 - 60.00	50.00 - 50.00	60.00 - 60.00	60.00 - 60.00
King Coconut	140.00 - 150.00	150.00 - 150.00	140.00 - 150.00	140.00 - 150.00	130.00 - 140.00	150.00 - 150.00	130.00 - 150.00	130.00 - 150.00	130.00 - 150.00

Annex 04 - Colombo Markets: Retail Prices of Sea Fish and Dried Fish (Rs/Kg)

Week 52: 22 - 28 December 2023

31

CROP	PELIYAGODA	MAHARAGAMA	KIRULAPONE	NUGEGODA	NARAHENPITA	DEMATAGODA	THOTALANGA	KADAWATHA	KIRIBATHGODA
<i>Sea Fish</i>									
Salaya	350.00 - 450.00	600.00 - 680.00	600.00 - 680.00	700.00 - 700.00	400.00 - 400.00	500.00 - 600.00	600.00 - 600.00	580.00 - 600.00	600.00 - 600.00
Hurulla	850.00 - 900.00	-	-	-	1000.00 - 1000.00	780.00 - 800.00	900.00 - 980.00	980.00 - 1000.00	1000.00 - 1000.00
Balaya	1100.00 - 1200.00	-	1600.00 - 1600.00	-	-	1200.00 - 1300.00	1800.00 - 1800.00	1800.00 - 1800.00	1800.00 - 1800.00
Kelawalla	1700.00 - 1800.00	2500.00 - 2600.00	2400.00 - 2600.00	2400.00 - 2600.00	2000.00 - 2200.00	1700.00 - 1800.00	2000.00 - 2000.00	2000.00 - 2000.00	2000.00 - 2000.00
Thora	2700.00 - 3200.00	3800.00 - 3800.00	3800.00 - 4000.00	3800.00 - 3800.00	4000.00 - 4000.00	-	3200.00 - 3200.00	3200.00 - 3200.00	3200.00 - 3200.00
Paraw	1700.00 - 1850.00	2400.00 - 2600.00	2400.00 - 2600.00	2600.00 - 2600.00	1600.00 - 1800.00	2300.00 - 2400.00	2400.00 - 2400.00	2400.00 - 2400.00	2400.00 - 2400.00
Mora	-	-	-	-	-	-	-	-	-
Shrimps Small	2000.00 - 2200.00	2000.00 - 2000.00	2000.00 - 2000.00	2000.00 - 2000.00	2400.00 - 2400.00	2000.00 - 2000.00	2000.00 - 2000.00	2000.00 - 2000.00	2000.00 - 2000.00
Talapath	1850.00 - 2000.00	2800.00 - 3000.00	2800.00 - 3000.00	2800.00 - 3000.00	2800.00 - 2900.00	2600.00 - 2800.00	2800.00 - 2800.00	2800.00 - 2800.00	2800.00 - 2800.00
<i>Eggs (Rs/Egg)</i>									
Brown	-	56.00 - 56.00	56.00 - 56.00	56.00 - 56.00	55.00 - 55.00	55.00 - 55.00	62.00 - 62.00	62.00 - 62.00	62.00 - 62.00
White	52.00 - 52.00	53.00 - 54.00	53.00 - 54.00	53.00 - 54.00	52.00 - 52.00	52.00 - 52.00	60.00 - 60.00	60.00 - 60.00	60.00 - 60.00
<i>Dried Fish</i>									
Sprats	1500.00 - 1600.00	2000.00 - 2000.00	2000.00 - 2000.00	2000.00 - 2200.00	1600.00 - 1600.00	1600.00 - 1800.00	2000.00 - 2200.00	2000.00 - 2000.00	2200.00 - 2200.00
Kattawa	2000.00 - 2800.00	2400.00 - 2400.00	2200.00 - 2400.00	2400.00 - 2400.00	2600.00 - 2800.00	-	2000.00 - 2200.00	2000.00 - 2200.00	2200.00 - 2400.00
Thora	-	-	-	-	-	-	-	-	-
Mora	2200.00 - 2600.00	2400.00 - 2600.00	2400.00 - 2500.00	2500.00 - 2600.00	2400.00 - 2600.00	2200.00 - 2300.00	-	2300.00 - 2400.00	-
Balaya	1600.00 - 2000.00	1600.00 - 1600.00	1600.00 - 1600.00	1500.00 - 1600.00	2000.00 - 2000.00	1600.00 - 1600.00	1600.00 - 1800.00	1800.00 - 1800.00	1800.00 - 2000.00
Anguluwa	-	2600.00 - 2800.00	2600.00 - 2800.00	2400.00 - 2400.00	-	2200.00 - 2200.00	-	-	2200.00 - 2200.00
Salaya	1200.00 - 1500.00	1300.00 - 1400.00	1000.00 - 1200.00	-	1500.00 - 1500.00	1000.00 - 1000.00	1000.00 - 1000.00	1000.00 - 1100.00	1000.00 - 1000.00
<i>Meat</i>									
Beef (without Bones)	2300.00 - 2300.00	2500.00 - 2500.00	2500.00 - 2500.00	2500.00 - 2500.00	2300.00 - 2300.00	-	2200.00 - 2200.00	-	-
Chicken (Broiler)	1250.00 - 1250.00	1400.00 - 1400.00	1380.00 - 1380.00	1410.00 - 1410.00	1250.00 - 1250.00	1280.00 - 1280.00	1350.00 - 1350.00	1350.00 - 1350.00	1350.00 - 1350.00
Chicken (Curry)	1300.00 - 1300.00	1450.00 - 1450.00	1500.00 - 1500.00	1450.00 - 1450.00	1300.00 - 1300.00	1200.00 - 1200.00	1100.00 - 1100.00	-	1200.00 - 1200.00
Mutton	3300.00 - 3300.00	-	3200.00 - 3200.00	-	3300.00 - 3300.00	-	3200.00 - 3200.00	3400.00 - 3400.00	3400.00 - 3400.00
Pork	-	-	-	-	-	-	-	1300.00 - 1300.00	1250.00 - 1250.00

Annex 05 : Food Composition of Selected Food Commodities

Commodity	Energy (kcal/100g)	Protein (g/100g)	Total fat (g/100g)	Retinol Eq (µ g/100g)	Vit B2 (mg/100g)	Vit B6 (mg/100g)	Folate (µg/100g)	Vit C (mg/100g)	Calcium (mg/100g)	Magnesium (mg/100g)	Iron (mg/100g)	Zinc (mg/100g)
Rice												
Rice - (white Kekulu - normal)	361	9.88	1.52	-	0.03	0.09	10.67	-	6.94	26.29	1.22	1.5
Rice - (white Kekulu Samba)	355	8.81	1.53	-	0.03	0.09	8.11	-	9.82	30.48	0.92	1.7
Rice - (Red Kekulu - normal)	366	8.64	2.12	-	0.05	0.1	8.39	-	4.73	31.7	0.88	1.84
Rice -Samba	369	6.86	2.45	-	0.05	0.13	12.79	-	8.71	37.26	1.18	1.49
Rice - Nadu White	366	7.76	1.48	-	0.03	0.12	9.35	-	4.57	20.1	0.64	1.61
Dried chillies	233	12.68	6.41	437	0.84	0.42	46.83	NA	107	231	5.39	1.65
Onion												
Big onions	48	1.67	0.24	0.16	0.01	0.1	32.99	7.58	14.82	16.94	0.45	0.25
Red onions	55	2.13	0.15	0.18	0.02	0.13	30.15	14.26	20.37	19.32	0.31	0.28
Potatoes	71	1.67	0.25		0.01	0.09	14.31	20.5	9.83	23.84	0.46	0.29
Pulses												
Green gram	290	21.97	0.93	19.5	0.28	0.33	135	NA	98.96	146	4.15	2.86
White cowpea	320	21.25	1.14	1.36	0.09	0.26	249	NA	84.1	213	5.04	3.57
Red cowpea	320	20.24	1.08	0.96	0.11	0.27	273	NA	81.83	194	4.95	3.4
Red Dhal	319	23.09	0.77	1.06	1.6	0.22	55	NA	41.27	66.63	7.45	3.34
Vegetables												
Beans	46	3.95	0.15	6.64	0.1	0.3	45.2	7.02	35.68	45.56	0.7	0.59
Carrot	30	0.85	0.45	1240	0.03	0.1	24.71	5.93	27.65	11.7	0.59	0.25
Leeks	30	1.74	0.49	18.56	0.02	0.19	42.63	4.65	29.28	11.77	1.49	0.43
Beetroot	31	2.12	0.15	1.52	0.01	0.09	108	4.51	20.29	34.88	0.77	0.29
Knolkhol	16	1.69	0.34		0.05	0.19	12.7	77.64	40.09	19.35	0.23	0.18
Radish	29	0.75	0.11		0.02	0.09	18.09	12.13	35.64	13.56	0.38	0.16
Cabbage	21	1.35	0.14	3.35	0.05	0.14	52.66	29.62	56.85	18.47	0.33	0.16

Tomatoes	20	0.88	0.56	165	0.03	0.09	20.16	25.58	9.69	14.93	0.31	0.12
Ladies fingers	26	2.06	0.19	12.41	0.08	0.28	70.62	24.48	92.26	55.23	0.96	0.44
Brinjal (Pandora Striped)	29	1.49	0.31	23	0.12	0.09	30.99	1.49	18.95	18	0.32	0.19
Brinjal (Chinese eggplant)	24	1.28	0.33	16.83	0.12	0.11	32.94	3.37	14.4	21.18	0.28	0.16
Capsicum	23	1.22	0.34	38.96	0.03	0.29	28.65	49.63	12.65	11.21	0.21	0.31
Pumpkin (Common)	31	0.86	0.3	30.41	0.02	0.09	17.72	8.73	18.75	9.93	0.49	0.25
Cucumber	19	0.98	0.24	0.58	0.01	0.08	19.66	4.08	22.1	18.22	0.67	0.21
Bitter gourd	19	1.47	0.23	55.08	0.05	0.06	53.1	46.89	25.19	35.81	1.75	0.26
Snake gourd (Dark green)	11	0.82	0.25	10.41	0.03	0.12	18.09	3.54	26.83	25.84	0.41	0.11
Snake gourd (Pale green)	11	0.89	0.25	5.14	0.03	0.07	16.52	2.85	27.11	21.77	0.47	0.2
Drumstick	30	2.48	0.12	3.13	0.06	0.12	60.48	92.33	22.27	28.51	0.5	0.26
Watakolu	12	0.86	0.15	59.33	0.01	0.07	25.48	6.41	14.67	14.01	4.42	0.45
Long beans	24	3.36	0.3	-	0.06	0.11	99.98	8.93	44.22	33.17	1.01	0.08
Ash Plantain	76	2.84	0.56	0.06	0.02	0.07	6.82	4.49	5.19	22.55	0.39	0.21
Green chillies	39	2.28	0.76	38.16	0.08	0.25	21.29	98.61	20.25	36.91	1.25	0.29
Limes	26	0.66	0.26	0.36	0.01	0.05	12.1	38.05	26	15.25	0.12	0.05
Kekiri	17	1.01	0.25	0.76	0.01	0.07	17.34	8.07	25.72	26.2	0.63	0.22
Ash pumpkin (Ash guord)	18	0.8	0.15		0.01	0.15	14.17	9.14	19.27	23.62	0.48	0.13
Cho-Cho	19	0.58	0.12	0.3	0.04	0.07	63.81	23.76	20.55	13.02	0.49	0.12
Thalana batu (Little prince)	21	1.28	0.39	24.33	0.12	0.09	38.63	2.4	12.38	19.62	0.31	0.22
Thalana batu (Thai eggplant)	21	1.45	0.26	18.33	0.11	0.09	31.18	2.71	17.24	37.22	0.37	0.24
Thibbatu	61	1.66	1.96	15.89	0.03	1.02	72.39	10.8	105	57.46	1.06	0.59
Kohila yams	27	0.64	0.16	1.72	0.01	0.14	4.64	1.67	52.33	33.95	0.61	1.62
Kehel muwa	19	1.36	0.63	4.27	0.02	0.12	40.51	8.16	35.09	31.43	0.38	0.39
Ambaralla	37	0.73	0.44	3.36	0.01	0.1	44.49	35.51	20.7	9.28	0.7	0.12
Mango	50	0.75	0.09	14.5	0.02	0.14	34.89	91.63	28.56	17.74	0.5	0.09
Mushroom	27	2.54	0.42	-	0.15	0.13	7.81	11.56	0.9	14.42	1.32	0.79
Dambala	21	1.84	0.2	38.74	0.08	0.4	33.69	19.82	68.24	31.38	1.2	0.44
Coconuts nuts	390	3.67	39.92	-	0.05	0.11	14.86	-				

Root Crop

Sweet potato	108	1.27	0.33	NA	0.04	0.09	14.44	22.2	28.93	21.05	0.51	0.14
Manioc	78	0.92	0.19	NA	0.07	0.2	0.1	1.95	25.31	19.08	19.78	23.73
Nelum ala/Lotus root	79	1.94	0.93	NA	0.05	0.19	26.49	26.63	37.71	26.58	3.34	0.35
Kiriala	87	3.96	0.15	1.19	0.03	0.16	20.17	2.71	30.79	41.52	0.6	0.42
Iniala	103	3.2	0.3	33.14	0.01	0.22	22.19	13.03	40.99	28.98	1.31	0.29

Leafy Vegetables

Mukunuwanna	28	3.15	0.55	92.25	0.09	0.27	96.14	3.24	135	45.38	1.7	1.03
Gotukola	15	0.64	0.47	226	0.07	0.23	70.11	6.74	96.31	41.42	1.25	0.66
Kankun	15	0.47	0.37	1614	0.08	0.4	33.69	19.82	49.21	18.35	1.32	0.44
Kathurumurunga	70	8.01	1.35	2097	0.33	0.22	120	121	901	96.64	4.36	0.53
Nivithi	22	2.2	0.47	959	0.06	0.11	74.05	10.26	163	61.37	1.49	0.67
Thampala	32	3.55	0.72	1474	0.21	0.22	74.27	82	258	209	3.5	1.4
Sarana	20	2.42	0.21	1149	0.03	0.13	58.54	9.89	59.57	42.93	0.13	0.75
Kohila leaves	33	4.1	0.83	300	0.02	0.17	56.76	5.56	19.5	20.32	0.25	0.3
Onion leaves	27	2.01	0.26	NA	0.04	0.18	56.8	23.38	35.21	74.95	3.15	0.77
Cabbage leaves	30	3.63	0.27	8.66	0.05	0.24	63.46	40.76	170	18.47	2.67	0.35
Salad leaves	19	1.05	0.24	NA	0.1	0.06	37.48	11.64	58.23	36.89	2.07	0.27
Cauliflower	23	2.09	0.48	0.14	0.06	0.11	46.67	50.17	22.44	18.52	0.76	0.27
Jackfruit pods	25	2.14	0.34	NA	0.03	0.04	30.7	24.77	37.32	26.08	0.3	0.17
Jackfruit seeds	77	5.66	0.44	NA	0.02	0.08	58.91	15.24	40.87	50.14	0.52	0.42

Meat

Chicken	176	23.14	9.24	6.88	0.07	0.49	10.09	-	15.06	20.18	0.75	0.64
Beef	160	23.3	7.45	2.15	0.08	0.32	1.93	-	4.8	28.54	2.41	3.31
Mutton	138	20.37	6.23	2.7	0.13	0.28	1.73	-	7.58	19.5	1.62	5.05
Pork	161	18.83	9.5	1.9	0.09	0.28	8.15	-	6.58	8.9	0.79	0.8

Fish

Balaya	96	21.28	1.12	21.01	0.15	0.12	7.89		6.45	26.02	0.68	0.46
Seer	136	22.28	5.18	81.9	0.07	0.16	15.45		9.85	36.73	0.41	0.74

Shark	95	21.6	0.83	1.11	0.04	0.11	8.57	8.44	32.58	0.41	0.74
Paraw	87	20.02	0.7	1.49	0.02	0.16	6.77	8.17	31.68	0.67	0.41
Thalapath	91	16.04	2.88	12.03	0.1	0.13	78.22	7.64	24.89	0.71	0.67
Kelawalla	109	21.47	2.55	15.95	0.17	0.73	77.39	13.35	33.82	0.68	0.64
Haedaella	87	19.88	0.78	12.18	0.04	0.06	11.7	36.6	53	0.54	0.65
Hurulla	88	17.08	2.18	10.02	0.14	1.66	61.66	103	35.45	1.24	1.05
Karalla / Katuwalla	97	21.8	1.06	1.25	0.02	0.1	14.38	37.06	39.05	0.24	0.42
Kumbala / Angila	101	21.51	1.53	16.34	0.1	0.1	7.13	31.27	37.46	1.46	0.67
Salaya / Sudaya	100	19.5	2.39	15.41	0.18	1.39	60.87	435	42.83	1.4	2.3
Theppli / Telapiya /Korali	83	18.48	1.08	17.14	0.18	0.18	8.29	99.39	24.96	2.84	0.88
Prawns	65	14.85	0.56	1.24	0.03	0.1	15.37	37.81	30.5	0.73	1.1
Crabs	45	10	0.55	8.33	0.14	0.18	13.83	37.81	45.93	0.73	1.1
Cuttle fish	76	16.82	0.93	1.93	0.02	0.04	6.22	8.73	35.46	0.62	1.3
Linna	112	20.3	3.37	15.78	0.23	0.68	59.78				
Coppara	97	22.89	0.56	21.51	0.04	0.12	8.08	7.2	30.08	1.2	0.58
Ray (Maduwa)	97	23.98	0.68	7.55	0.02	0.21	25.59	9.16	24.61	0.74	0.44

Dried Fish

Dried sprats	259	51.16	5.92	12.83	0.25	0.62	438	1178	162	3.06	4.2
Dried keeramin	311	49.6	12.42	12.92	0.13	2.41	144	555	166	2.58	3.19
Dried thalapath	289	54.68	8.04	9.38	0.04	0.43	97.8	62.75	110	1.96	1.45
Dried katta	275	50.04	8.31	2.48	0.03	0.35	80.4	86.55	92.17	1.47	1.16
Dried balaya	282	63.79	3.37	14.32	0.12	1.98	213	83.48	83.45	3.6	1.44
Dried shark / keelan	267	55.03	5.25	10.31	0.04	0.32	187	42.24	92.94	1.48	0.66

Eggs

Hen eggs (Country)	170	13.14	13	208	0.08	0.18	54.6	50.14	11.04	1.64	1.12
Hen eggs (Table)	135	13.55	9.03	200	0.19	0.19	49.46	63.3	12	2.39	1.73
Quail eggs	153	12.39	11.46	153	0.11	0.17	54.86	60.67	11.21	2.55	1.51

Fruits

Banana Embul	109	1.11	1.09	9.68	0.05	0.64	32.98	13.61	9.39	25.67	0.51	0.23
Anamaalu	102	1.04	0.72	16.4	0.04	0.65	21.07	3.66	8.06	27.02	0.51	0.23

Koli kuttu	107	1.38	0.34	8.8	0.03	0.47	18.12	7.71	8.56	38	0.32	0.14
Pineapple	37	0.41	0.17	5.76	0.04	0.12	17.86	39.36	10.37	10.71	0.3	0.09
Papaya	26	0.42	0.16	171	0.11	0.04	54.85	48.62	16.77	8.9	0.23	0.08
Mangoes (Karthakolomban)	79	0.8	0.92	259	0.01	0.1	35.52	17.74	3.12	6.72	0.1	0.08
Mangoes (Vilad)	44	0.76	0.58	146	0.05	0.26	67.6	29.97	16.93	14.79	0.65	0.19
Apple	62	0.29	0.64	0.36	0.02	0.08	3.43	2.9	3.12	6.72	0.1	0.08
Avacado	144	2.95	13.86	2	0.08	0.18	67.17	9.36	28.48	48.14	0.81	0.75
Wood apple	78	3.09	3.62	0.46	0.01	0.14	6.07	13.58	59.15	25.16	0.45	0.32
Orange	46	1.07	0.37	23.44	0.01	0.28	14.46	20.19	31.18	20.36	0.81	0.35
Guava	39	1.53	0.38	19.67	0.01	0.11	25.24	30.88	6.59	12.02	0.53	0.33
Grapes	49	0.95	10.69	3.22	0.04	0.1	7.07	20.51	7.27	6.86	0.28	0.07
Melon	19	0.65	0.16	130	0.02	0.11	6	8.24	4.05	9.76	0.15	0.1

Source: Sri Lanka Food Composition Tables, Ministry of Health - 2021.

Price Collecting Areas





HARTI



Ministry of Agriculture

**Food Systems and Market Research Division & Data Management Division
Hector Kobbekaduwa Agrarian Research and Training Institute**

No. 114, Wijerama Mawatha, Colombo 07.

Phone: 011-2696981 Fax: 011-2682283

E-mail: mfpaharti@yahoo.com

Web: www.harti.gov.lk

www.mobitel.lk

දෛනික චිළචිඵ තොග මිල, ජංගම දුරකථනයෙන්

හෙක්ටර් කොච්චෛකඛුව ගොවි කටයුතු පර්යේෂණ හා පුහුණුවිර්මේ ආයතනය අනුමුතයෙන්

මොබිටෙල් ජංගම මිල දර්ශනය

ජාතික ජංගම දුරකථන ජාලයෙන්

6666 අමතන්න.

මොබිටෙල් අද මිල - අභ්‍යන්තර

මොබිටෙල් ජංගම දුරකථන ජාලයෙන් චිළචිඵ තොග මිල දර්ශනය.

විකාචයකට රු.2/-

විකාචයකට රු.2/-