Hector Kobbekaduwa Agrarian Research and Training Institute
Data Management Division
(Wholesale Prices of Rice & Subsidiary Food Crops)

2025.08.06

Item	Pettah				Marandagahamula			
	Range	Average		Change *	Range	Average		Change *
	2025.08.06	2025.08.06	2025.08.05		2025.08.06	2025.08.06	2025.08.05	
Rice (Rs/kg)								
Samba 1	230.00 - 235.00	233.00	233.00		237.00 - 245.00	240.20	241.20	-1.00
Samba 2	225.00 - 228.00	226.50	226.50		230.00 - 234.00	231.80	232.60	-0.80
Keeri Samba	260.00 - 300.00	280.00	277.50	2.50	258.00 - 270.00	263.60	261.60	2.00
Nadu 1	205.00 - 210.00	207.50	207.50		220.00 - 225.00	223.60	223.00	0.60
Nadu 2	200.00 - 202.00	201.00	201.00		185.00 - 198.00	193.40	191.40	2.00
Raw red	190.00 - 200.00	196.25	196.25		190.00 - 195.00	192.60	193.20	-0.60
Raw White	195.00 - 200.00	197.50	197.50		180.00 - 193.00	187.60	188.20	-0.60
Imported Rice								
Ponne Samba	-				-			
Nadu	-				-			
Raw White	205.00 - 210.00	207.50	207.50		-			
Raw red								
Subsidiary Food Crops								
Dried Chillies (Rs/Kg)								
Imported	550.00 - 600.00	575.00	575.00					
Local								
Onion (Rs/Kg)								
Sinnan	-							
Vedalan	220.00 - 250.00	235.00	220.00	15.00				
Imported	200.00 - 240.00	220.00	215.00	5.00				
Big Onion								
Imported	80.00 - 115.00	97.50	97.50					
Local	-							
Potatoes (Rs/Kg)								
Welimada	-							
Nuwaraeliya	300.00 - 310.00	305.00	310.00	-5.00				
Imported	140.00 - 180.00	160.00	157.50	2.50				
Pulses (Rs/Kg)								
Green Gram	670.00 - 750.00	710.00	710.00					
Cowpea (White)	950.00 - 1000.00	975.00	975.00					
Red Dhal	240.00 - 245.00	242.50	242.50					
Consumption Item(Rs/Kg)								
Sugar(White)	210.00 - 212.00	211.00	211.00					
Wheat Flour	150.00 - 175.00	162.50	162.50					
Eggs (Rs/Egg)								
Brown	33.00 - 34.00	33.50	35.00	-1.50				
White	31.00 - 32.00	31.50	32.50	-1.00				

Data Management Division
Hector Kobbekaduwa Agrarian
Research and Training Institute
P.O. Box 1522
Colombo.

Hector Kobbekaduwa Agrarian Research and Training Institute
Data Management Division

Variety	2025.08.06 Peliyagoda Market	2025.08.06 Kandy Market	2025.08.06 Dambulla Market	2025.08.05 Meegoda Market	2025.08.06 Norochchole Market	2025.08.06 Thambuththegama Market	2025.08.06 Keppetipola Market	2025.08.06 Nuwaraeliya Market	2025.08.06 Bandarawela Market	2025.08.05 Veyangoda Market
Up Country Vegetable										
Beans	500 - 600	550 - 600	500 - 600	640 - 670	-	700 - 750	650 - 700	680 - 720	640 - 700	650 - 720
Carrot	300 - 330	280 - 300	300 - 350	320 - 380	-	350 - 380	280 - 320	350 - 360	290 - 330	300 - 350
Leeks	100 - 120	120 - 130	100 - 130	130 - 150	-	140 - 180	90 - 100	120 - 130	90 - 110	120 - 150
Beet root	40 - 50	70 - 80	65 - 80	60 - 100	-	90 - 120	-	-	-	70 - 100
Beet root (N Eliya)	60 - 70	100 - 120	80 - 100	-	-	-	60 - 80	110 - 120	100 - 110	-
Knolkhol	80 - 100	70 - 80	55 - 70	100 - 140	-	-	50 - 80	80 - 90	70 - 80	80 - 130
Raddish	50 - 60	80 - 90	40 - 60	120 - 150	-	80 - 100	50 - 80	80 - 90	70 - 80	80 - 130
Cabbage (N'Eliya)	170 - 180	200 - 210	-	260 - 270	-	260 - 270	160 - 180	220 - 230	130 - 150	240 - 250
Cabbage (Kandy)	140 - 160	150 - 170	140 - 180	220 - 250	-	200 - 250	-	-	-	200 - 230
Tomato	80 - 100	60 - 70	50 - 70	100 - 120	-	70 - 80	50 - 80	80 - 110	70 - 85	100 - 120
Low country Vegetable										
Ladies Fingers	100 - 120	100 - 110	80 - 100	80 - 110	-	60 - 70	-	-	90 - 100	80 - 120
Brinjals	200 - 300	230 - 260	200 - 250	250 - 280	-	200 - 250	250 - 260	-	230 - 270	200 - 300
Capsicum	250 - 380	350 - 400	280 - 330	350 - 400	-	300 - 320	450 - 500	480 - 520	450 - 500	350 - 420
Pumpkin	40 - 60	40 - 50	25 - 35	40 - 50	-	30 - 35	50 - 60	-	40 - 55	40 - 60
Cucumber	40 - 60	60 - 70	45 - 60	50 - 70	-	35 - 45	60 - 65	-	60 - 70	50 - 70
Bitter Gourd	160 - 200	200 - 230	170 - 200	200 - 250	-	140 - 160	-	-	180 - 200	180 - 230
Snake Gourd	160 - 200	100 - 120	100 - 130	180 - 200	-	100 - 130	-	-	150 - 170	130 - 160
Drumstick	150 - 200	250 300	-	270 - 300	-	250 - 270	180 - 200	-	220 - 270	250 - 300
Luffa	120 - 150	200 - 240	160 - 180	150 - 200	-	120 - 140	-	-	150 - 160	150 - 200
Long Beans	150 - 180	200 - 230	150 - 180	120 - 140	-	120 - 150	-	-	180 - 200	120 - 180
Ash Plantains	50 - 70	70 - 80	60 - 70	60 - 80	-	50 - 60	-	-	60 - 70	80 - 100
Green Chillies	80 - 120	200 - 220	100 - 170	180 - 200	-	150 - 200	320 - 350	-	300 - 330	180 - 230
Lime	140 - 200	150 - 180	200 - 220	200 - 250	-	150 - 180	-	-	180 - 200	220 - 260
Sweet Potatoe	120 - 130	130 - 150	110 - 130	120 - 130	-	100 - 130	120 - 140	-	140 - 160	120 - 140
Manioc	70 - 100	90 - 100	70 - 90	90 - 100	-	80 - 90	90 - 100	-	-	100 - 120
Eggplant	200 - 250	250 - 270	200 - 250	280 - 330	-	130 - 160			240 - 250	250 - 320
Potato(Imported)	140 - 180	150 - 190	130 - 175	148 - 185	-	150 - 175	-	-	155 - 175	150 - 185
Potato (Welimada)	-	250 - 260	220 - 225	250 - 260	-	-	230 - 250	-	240 - 250	260 - 280
Potato (Nuwaraeliya)	300 - 310	290 - 300	280 - 290	300 - 310	-	-	-	280 - 290	-	300 - 320
B'Onion Imported	80 - 115	95 - 130	80 - 115	75 - 120	-	100 - 125	100 - 120	-	80 - 120	85 - 115
Big-onion Local	-	-	-	-	-	-	-	-	-	-
Banana										
Ambul(Rs/Kg)	80 - 130	80 - 100								-
Kolikuttu	200 - 250	230 - 240								-
Seeni	80 - 100	70 - 100								-
Anamalu (Rs/Fruits)	24 - 28	-								-
Papaya (Rs/Kg)	70 - 180	100 - 110								-
Passion Fruits(Rs/Fruit	50 - 60									-
Other Fruits (Rs/Fruit)										
Pineapple - Large	300 - 350									
- Medium	280 - 300									-
- Small	200 - 220									-
Mango - Betti	-									
- Karathakol	250 - 300									-
Woodapple	60 - 80									-
Avocado	100 - 130									-
Orange	50 - 67									-

Data Management Division
Hector Kobbekaduwa Agrarian
Research and Training Institute
P.O. Box 1522

හෙක්ටර් කොබ්බෑකඩුව ගොවිකටයුතු පර්යේෂණ හා පුහුණු කිරීමේ ආයතනය

Hector Kobbekaduwa Agrarian Research and Training Institute

දත්ත කළමනාකරණ අංශය

තොග මිල ගණන් (කිලෝවකට රුපියල්)

Wholesale Prices (Rs/Kg)

වර්ගය	2025.08.06 පැලියගොඩ වෙළඳපොළ	2025.08.06 මහනුවර වෙළඳපොළ	2025.08.06 දඹුල්ල වෙළඳපොළ	2025.08.05 මීගොඩ වෙළඳපොළ	2025.08.06 නොරොච්චෝලේ වෙළඳපොළ	2025.08.06 තඹුත්තේගම වෙළඳපොළ	2025.08.06 කැප්පෙට්පොළ වෙළඳපොළ	2025.08.06 නුවරඑළිය වෙළඳපොළ	2025.08.06 බණ්ඩාරවෙල වෙළඳපොළ	2025.08.05 වෙයන්ගොඩ වෙළඳපොළ
උඩරට එළවළු										
බෝංචි	500 - 600	550 - 600	500 - 600	640 - 670	-	700 - 750	650 - 700	680 - 720	640 - 700	650 - 720
කැරට්	300 - 330	280 - 300	300 - 350	320 - 380	-	350 - 380	280 - 320	350 - 360	290 - 330	300 - 350
ලීක්ස්	100 - 120	120 - 130	100 - 130	130 - 150	-	140 - 180	90 - 100	120 - 130	90 - 110	120 - 150
බීට්රූට්	40 - 50	70 - 80	65 - 80	60 - 100	-	90 - 120	-	-	-	70 - 100
බීට්රූට් (නුවරඑළිය)	60 - 70	100 - 120	80 - 100	-	-	-	60 - 80	110 - 120	100 - 110	-
නෝකෝල්	80 - 100	70 - 80	55 - 70	100 - 140	-	-	50 - 80	80 - 90	70 - 80	80 - 130
රාබු	50 - 60	80 - 90	40 - 60	120 - 150	-	80 - 100	50 - 80	80 - 90	70 - 80	80 - 130
ගෝවා (නුවරඑළිය)	170 - 180	200 - 210	-	260 - 270	-	260 - 270	160 - 180	220 - 230	130 - 150	240 - 250
ගෝවා (නුවර)	140 - 160	150 - 170	140 - 180	220 - 250	-	200 - 250	-	-	-	200 - 230
තක්කාලි	80 - 100	60 - 70	50 - 70	100 - 120	-	70 - 80	50 - 80	80 - 110	70 - 85	100 - 120
පහතරට එළවළු										
බණ්ඩක්කා	100 - 120	100 - 110	80 - 100	80 - 110	-	60 - 70	-	-	90 - 100	80 - 120
වම්බටු	200 - 300	230 - 260	200 - 250	250 - 280	-	200 - 250	250 - 260	-	230 - 270	200 - 300
මාළු මිරිස්	250 - 380	350 - 400	280 - 330	350 - 400	-	300 - 320	450 - 500	480 - 520	450 - 500	350 - 420
වට්ටක්කා	40 - 60	40 - 50	25 - 35	40 - 50	-	30 - 35	50 - 60	-	40 - 55	40 - 60
පිපිඤ්ඤා	40 - 60	60 - 70	45 - 60	50 - 70	-	35 - 45	60 - 65	-	60 - 70	50 - 70
කරවිල	160 - 200	200 - 230	170 - 200	200 - 250	-	140 - 160	-	-	180 - 200	180 - 230
පතෝල	160 - 200	100 - 120	100 - 130	180 - 200	-	100 - 130	-	-	150 - 170	130 - 160
මුරුංගා	150 - 200	250 300	-	270 - 300	-	250 - 270	180 - 200	-	220 - 270	250 - 300
වැටකොළු	120 - 150	200 - 240	160 - 180	150 - 200	-	120 - 140	-	-	150 - 160	150 - 200
මෑකරල්	150 - 180	200 - 230	150 - 180	120 - 140	-	120 - 150	-	-	180 - 200	120 - 180
අළු කෙසෙල්	50 - 70	70 - 80	60 - 70	60 - 80	-	50 - 60	-	-	60 - 70	80 - 100
අමු මිරිස්	80 - 120	200 - 220	100 - 170	180 - 200	-	150 - 200	320 - 350	-	300 - 330	180 - 230
දෙහි	140 - 200	150 - 180	200 - 220	200 - 250	-	150 - 180	-	-	180 - 200	220 - 260
බතල	120 - 130	130 - 150	110 - 130	120 - 130	-	100 - 130	120 - 140	-	140 - 160	120 - 140
මඤ්ඤොක්කා	70 - 100	90 - 100	70 - 90	90 - 100	-	80 - 90	90 - 100	-	-	100 - 120
එළබටු	200 - 250	250 - 270	200 - 250	280 - 330	-	130 - 160			240 - 250	250 - 320
අර්තාපල් (ආනයනික)	140 - 180	150 - 190	130 - 175	148 - 185	-	150 - 175	-	-	155 - 175	150 - 185
අර්තාපල් (වැලිමඩ)	-	250 - 260	220 - 225	250 - 260	-	-	230 - 250	-	240 - 250	260 - 280
අර්තාපල් (නුවරඑළිය)	300 - 310	290 - 300	280 - 290	300 - 310	-	-	-	280 - 290	-	300 - 320
ලොකුළූණු (ආනයනික)	80 - 115	95 - 130	80 - 115	75 - 120	-	100 - 125	100 - 120	-	80 - 120	85 - 115
ලොකුළූණු දේශීය	-	-	-	-	-	-	-	-	-	-
කෙසෙල්										
ඇඹුල් (කිලෝවකට)	80 - 130	80 - 100								-
කෝලිකුට්ටු (කිලෝවකට)	200 - 250	230 - 240								-
සීනි (කිලෝවකට)	80 - 100	70 - 100								-
ආනමාළු (එකකට රු.)	24 - 28	-								-
ගස්ලබු (කිලෝවකට))	70 - 180	100 - 110								-
වැල්දොඩම් (එකකට රු.)	50 - 60									-
පළතුරු (එකකට රු.)										
අන්නාස -ලොකු ප්‍රමාණය	300 - 350									
- මධ්‍යම ප්‍රමාණය	280 - 300									-
- කුඩා ප්‍රමාණය	200 - 220									-
අඹ - බෙට්ටි	-									
-කර්තකොලොම්බන්	250 - 300									-
දිවුල්	60 - 80									-
අලිපේර	100 - 130									-
දොඩම්	50 - 67									-

Note:
Usually, the price collection for Veyangoda and Meegoda wholesale markets is done the previous day between 6.00 pm and 8.30 pm, and for all other wholesale markets, the price collection is done between 7.00 am and 2.00 pm.

Data Management Division
Hector Kobbekaduwa Agrarian Research and Training Institute
P.O. Box 1522
Colombo.

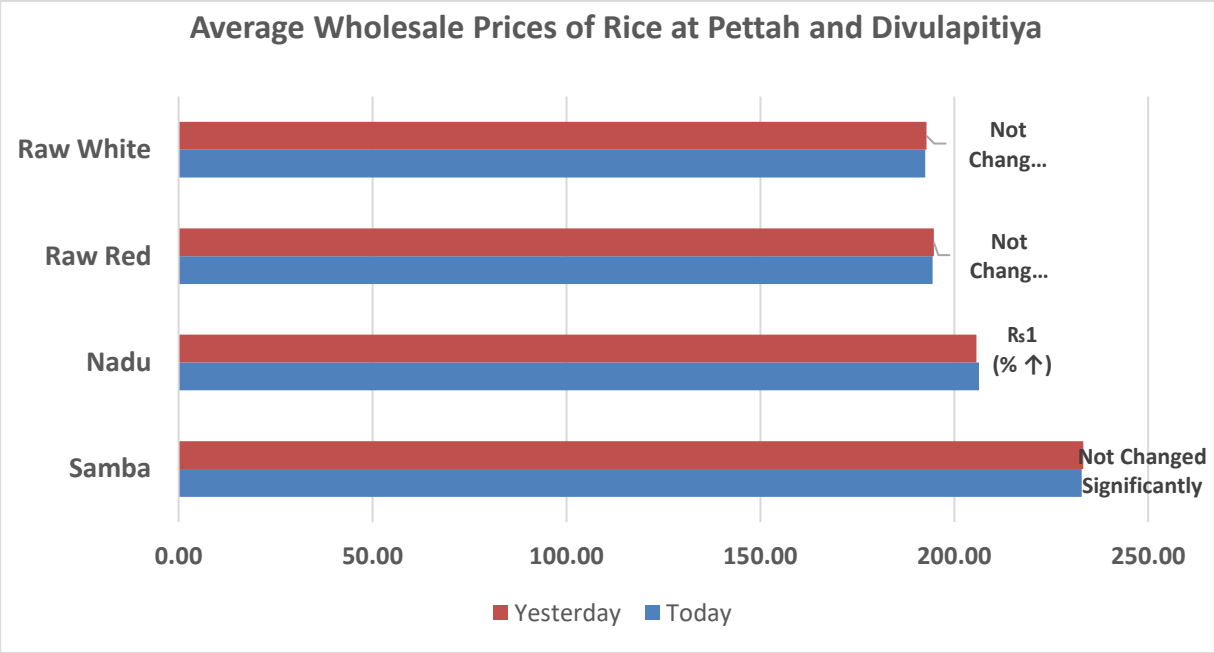
Average Wholesale Prices of Rice at Pettah and Divulapitiya
Raw White
Raw Red
Nadu
Samba
Not Chang...
Not Chang...
Rs1 (% ↑)
Not Changed Significantly
0.00
50.00
100.00
150.00
200.00
250.00
Yesterday
Today

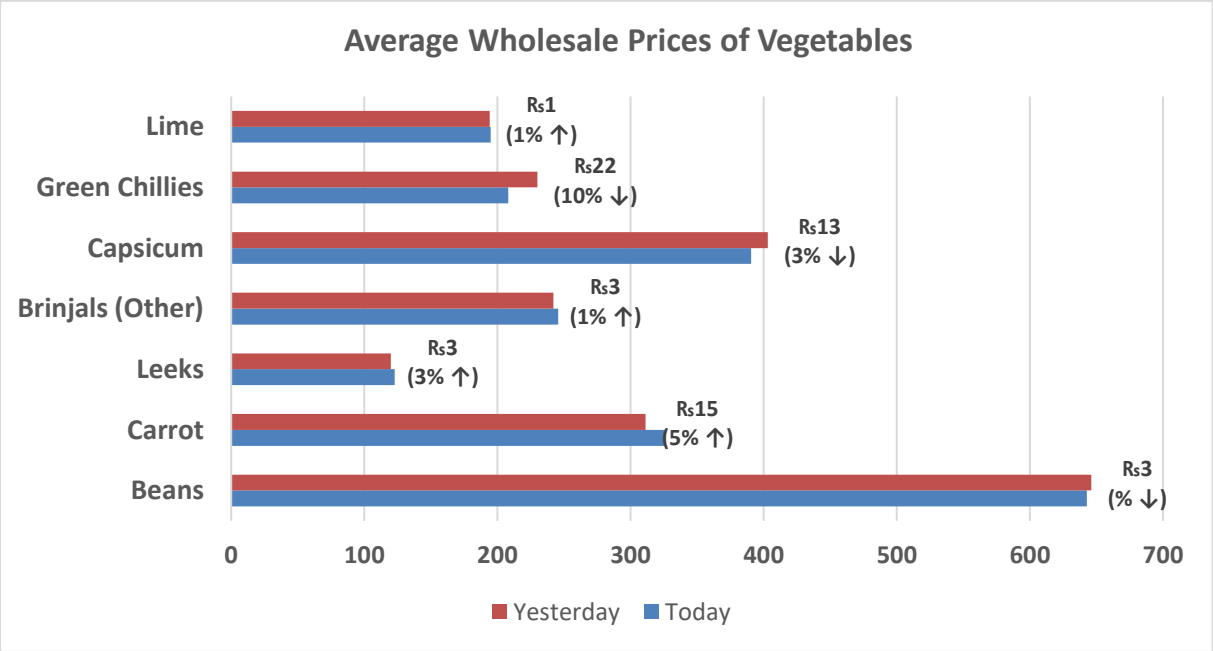
Average Wholesale Prices of Vegetables
Lime
Green Chillies
Capsicum
Brinjals (Other)
Leeks
Carrot
Beans
Rs1 (1% ↑)
Rs22 (10% ↓)
Rs13 (3% ↓)
Rs3 (1% ↑)
Rs3 (3% ↑)
Rs15 (5% ↑)
Rs3 (% ↓)
0
100
200
300
400
500
600
700
Yesterday
Today

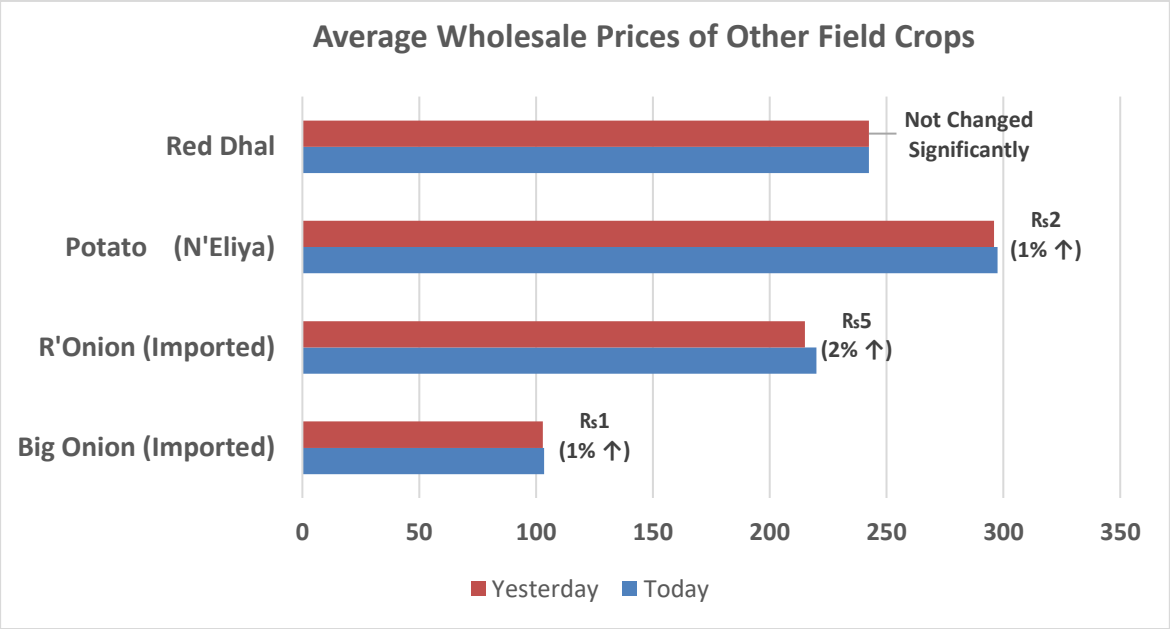
Average Wholesale Prices of Other Field Crops
Red Dhal
Potato (N'Eliya)
R'Onion (Imported)
Big Onion (Imported)
Not Changed Significantly
Rs2 (1% ↑)
Rs5 (2% ↑)
Rs1 (1% ↑)
0
50
100
150
200
250
300
350
Yesterday
Today

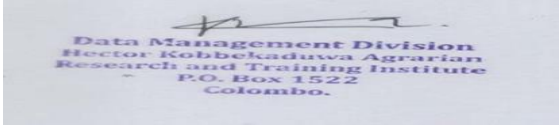
Data Management Division
Hector Kobbekaduwa Agrarian
Research and Training Institute
P.O. Box 1522
Colombo.