Hector Kobbekaduwa Agrarian Research and Training Institute
Data Management Division
(Wholesale Prices of Rice & Subsidiary Food Crops)

2025.08.07

Item	Pettah				Marandagahamula			
	Range	Average		Change *	Range	Average		Change *
	2025.08.07	2025.08.07	2025.08.06		2025.08.07	2025.08.07	2025.08.06	
Rice (Rs/kg)								
Samba 1	230.00 - 235.00	233.00	233.00		239.00 - 246.00	242.00	240.20	1.80
Samba 2	225.00 - 228.00	226.50	226.50		230.00 - 234.00	231.60	231.80	-0.20
Keeri Samba	255.00 - 300.00	277.50	280.00	-2.50	257.00 - 270.00	265.40	263.60	1.80
Nadu 1	205.00 - 210.00	207.50	207.50		220.00 - 225.00	222.40	223.60	-1.20
Nadu 2	200.00 - 202.00	201.00	201.00		184.00 - 196.00	191.80	193.40	-1.60
Raw red	190.00 - 200.00	196.25	196.25		190.00 - 193.00	191.40	192.60	-1.20
Raw White	195.00 - 200.00	197.50	197.50		182.00 - 195.00	189.00	187.60	1.40
Imported Rice								
Ponne Samba	-				-			
Nadu	-				-			
Raw White	205.00 - 210.00	207.50	207.50		-			
Raw red								
Subsidiary Food Crops								
Dried Chillies (Rs/Kg)								
Imported	550.00 - 600.00	575.00	575.00					
Local								
Onion (Rs/Kg)								
Sinnan	-							
Vedalan	200.00 - 230.00	215.00	235.00	-20.00				
Imported	180.00 - 220.00	200.00	220.00	-20.00				
Big Onion								
Imported	80.00 - 115.00	97.50	97.50					
Local	-							
Potatoes (Rs/Kg)								
Welimada	250.00 - 260.00	255.00						
Nuwaraeliya	290.00 - 300.00	295.00	305.00	-10.00				
Imported	140.00 - 220.00	180.00	160.00	20.00				
Pulses (Rs/Kg)								
Green Gram	675.00 - 750.00	712.50	710.00	2.50				
Cowpea (White)	950.00 - 1000.00	975.00	975.00					
Red Dhal	240.00 - 245.00	242.50	242.50					
Consumption Item(Rs/Kg)								
Sugar(White)	210.00 - 212.00	211.00	211.00					
Wheat Flour	150.00 - 175.00	162.50	162.50					
Eggs (Rs/Egg)								
Brown	34.00 - 35.00	34.50	33.50	1.00				
White	32.00 - 33.00	32.50	31.50	1.00				

Data Management Division
Hector Kobbekaduwa Agrarian
Research and Training Institute
P.O. Box 1522
Colombo.

Hector Kobbekaduwa Agrarian Research and Training Institute
Data Management Division

Variety	2025.08.07 Peliyagoda Market	2025.08.07 Kandy Market	2025.08.07 Dambulla Market	2025.08.06 Meegoda Market	2025.08.07 Norochchole Market	2025.08.07 Thambuththegama Market	2025.08.07 Keppetipola Market	2025.08.07 Nuwaraeliya Market	2025.08.07 Bandarawela Market	2025.08.06 Veyangoda Market
Up Country Vegetable										
Beans	550 - 650	600 - 650	580 - 650	640 - 680	-	700 - 800	650 - 700	680 - 720	600 - 650	650 - 720
Carrot	350 - 380	350 - 400	280 - 350	340 - 390	-	350 - 400	300 - 330	350 - 360	290 - 320	320 - 380
Leeks	100 - 130	100 - 120	100 - 120	130 - 150	-	140 - 180	90 - 110	120 - 130	90 - 110	120 - 160
Beet root	60 - 70	70 - 80	60 - 80	70 - 80	-	80 - 120	-	-	-	70 - 100
Beet root (N Eliya)	80 - 100	120 - 130	80 - 90	-	-	-	70 - 100	110 - 120	90 - 110	-
Knolkhol	60 - 100	80 - 90	70 - 90	90 - 120	-	-	60 - 70	80 - 90	70 - 80	90 - 110
Raddish	40 - 60	90 - 100	40 - 60	110 - 120	-	70 - 100	60 - 70	80 - 90	70 - 80	80 - 120
Cabbage (N'Eliya)	170 - 180	190 - 200	-	-	-	260 - 270	150 - 180	220 - 230	120 - 150	220 - 240
Cabbage (Kandy)	140 - 160	140 - 160	150 - 180	220 - 250	-	240 - 250	-	-	-	180 - 200
Tomato	60 - 100	50 - 70	50 - 80	100 - 120	-	70 - 80	50 - 70	80 - 110	70 - 80	90 - 110
Low country Vegetable										
Ladies Fingers	100 - 120	90 - 110	80 - 90	80 - 120	-	40 - 50	-	-	90 - 100	80 - 120
Brinjals	200 - 300	230 - 270	150 - 230	250 - 290	-	180 - 200	200 - 230	-	230 - 260	220 - 280
Capsicum	300 - 400	300 - 350	250 - 350	320 - 380	-	280 - 300	400 - 450	550 - 580	450 - 500	300 - 380
Pumpkin	40 - 60	50 - 60	40 - 50	40 - 50	-	30 - 35	50 - 60	-	45 - 55	40 - 50
Cucumber	40 - 60	60 - 70	40 - 60	50 - 70	-	40 - 50	65 - 70	-	60 - 70	50 - 70
Bitter Gourd	150 - 180	200 - 220	160 - 200	200 - 250	-	150 - 160	-	-	180 - 210	180 - 230
Snake Gourd	150 - 200	100 - 120	120 - 150	170 - 200	-	100 - 120	-	-	150 - 160	150 - 170
Drumstick	150 - 250	220 280	-	250 - 280	-	250 - 270	180 - 200	-	220 - 270	250 - 320
Luffa	140 - 160	150 - 200	130 - 150	140 - 170	-	110 - 130	-	-	140 - 150	150 - 180
Long Beans	150 - 200	170 - 200	100 - 170	120 - 150	-	100 - 120	-	-	200 - 220	110 - 150
Ash Plantains	50 - 60	70 - 80	60 - 70	60 - 80	-	50 - 60	-	-	60 - 70	80 - 100
Green Chillies	120 - 150	180 - 220	150 - 200	150 - 190	-	150 - 180	300 - 320	-	300 - 320	160 - 200
Lime	150 - 200	160 - 180	160 - 200	200 - 260	-	180 - 200	-	-	180 - 200	220 - 240
Sweet Potatoe	120 - 130	130 - 150	90 - 110	120 - 130	-	100 - 120	130 - 150	-	150 - 160	120 - 140
Manioc	70 - 100	90 - 100	70 - 90	90 - 100	-	80 - 90	80 - 100	-	-	100 - 120
Eggplant	200 - 250	230 - 250	200 - 230	250 - 300	-	150 - 200			240 - 250	250 - 300
Potato(Imported)	140 - 220	150 - 185	130 - 150	148 - 185	-	140 - 185	-	-	155 - 175	150 - 187
Potato (Welimada)	250 - 260	240 - 250	240 - 250	-	-	-	230 - 240	-	240 - 250	-
Potato (Nuwaraeliya)	290 - 300	280 - 290	300 - 310	290 - 300	-	-	-	280 - 290	-	300 - 320
B'Onion Imported	80 - 115	95 - 125	80 - 120	75 - 115	-	95 - 125	100 - 120	-	80 - 120	80 - 115
Big-onion Local	-	-	-	-	-	-	-	-	-	-
Banana										
Ambul(Rs/Kg)	80 - 130	80 - 100								-
Kolikuttu	200 - 250	230 - 250								-
Seeni	80 - 100	70 - 100								-
Anamalu (Rs/Fruits)	24 - 30	-								-
Papaya (Rs/Kg)	100 - 120	90 - 100								-
Passion Fruits(Rs/Fruit	45 - 60									-
Other Fruits (Rs/Fruit)										
Pineapple - Large	380 - 420									
- Medium	260 - 300									-
- Small	200 - 250									-
Mango - Betti	-									
- Karathakol	250 - 300									-
Woodapple	60 - 90									-
Avocado	85 - 120									-
Orange	50 - 50									-

Data Management Division
Hector Kobbekaduwa Agrarian
Research and Training Institute
P.O. Box 1522

හෙක්ටර් කොබ්බෑකඩුව ගොවිකටයුතු පර්යේෂණ හා පුහුණු කිරීමේ ආයතනය

Hector Kobbekaduwa Agrarian Research and Training Institute

දත්ත කළමනාකරණ අංශය

තොග මිල ගණන් (කිලෝවකට රුපියල්)

Wholesale Prices (Rs/Kg)

වර්ගය	2025.08.07 පැලියගොඩ වෙළඳපොළ	2025.08.07 මහනුවර වෙළඳපොළ	2025.08.07 දඹුල්ල වෙළඳපොළ	2025.08.06 මීගොඩ වෙළඳපොළ	2025.08.07 නොරොච්චෝලේ වෙළඳපොළ	2025.08.07 තඹුත්තේගම වෙළඳපොළ	2025.08.07 කැප්පෙට්පොළ වෙළඳපොළ	2025.08.07 නුවරඑළිය වෙළඳපොළ	2025.08.07 බණ්ඩාරවෙල වෙළඳපොළ	2025.08.06 වේයන්ගොඩ වෙළඳපොළ
උඩරට එළවළු										
බෝංචි	550 - 650	600 - 650	580 - 650	640 - 680	-	700 - 800	650 - 700	680 - 720	600 - 650	650 - 720
කැරට්	350 - 380	350 - 400	280 - 350	340 - 390	-	350 - 400	300 - 330	350 - 360	290 - 320	320 - 380
ලීක්ස්	100 - 130	100 - 120	100 - 120	130 - 150	-	140 - 180	90 - 110	120 - 130	90 - 110	120 - 160
බීට්රූට්	60 - 70	70 - 80	60 - 80	70 - 80	-	80 - 120	-	-	-	70 - 100
බීට්රූට් (නුවරඑළිය)	80 - 100	120 - 130	80 - 90	-	-	-	70 - 100	110 - 120	90 - 110	-
නෝකෝල්	60 - 100	80 - 90	70 - 90	90 - 120	-	-	60 - 70	80 - 90	70 - 80	90 - 110
රාබු	40 - 60	90 - 100	40 - 60	110 - 120	-	70 - 100	60 - 70	80 - 90	70 - 80	80 - 120
ගෝවා (නුවරඑළිය)	170 - 180	190 - 200	-	-	-	260 - 270	150 - 180	220 - 230	120 - 150	220 - 240
ගෝවා (නුවර)	140 - 160	140 - 160	150 - 180	220 - 250	-	240 - 250	-	-	-	180 - 200
තක්කාලි	60 - 100	50 - 70	50 - 80	100 - 120	-	70 - 80	50 - 70	80 - 110	70 - 80	90 - 110
පහතරට එළවළු										
බණ්ඩක්කා	100 - 120	90 - 110	80 - 90	80 - 120	-	40 - 50	-	-	90 - 100	80 - 120
වම්බටු	200 - 300	230 - 270	150 - 230	250 - 290	-	180 - 200	200 - 230	-	230 - 260	220 - 280
මාළු මිරිස්	300 - 400	300 - 350	250 - 350	320 - 380	-	280 - 300	400 - 450	550 - 580	450 - 500	300 - 380
වට්ටක්කා	40 - 60	50 - 60	40 - 50	40 - 50	-	30 - 35	50 - 60	-	45 - 55	40 - 50
පිපිඤ්ඤා	40 - 60	60 - 70	40 - 60	50 - 70	-	40 - 50	65 - 70	-	60 - 70	50 - 70
කරවිල	150 - 180	200 - 220	160 - 200	200 - 250	-	150 - 160	-	-	180 - 210	180 - 230
පතෝල	150 - 200	100 - 120	120 - 150	170 - 200	-	100 - 120	-	-	150 - 160	150 - 170
මුරුංගා	150 - 250	220 280	-	250 - 280	-	250 - 270	180 - 200	-	220 - 270	250 - 320
වැටකොළු	140 - 160	150 - 200	130 - 150	140 - 170	-	110 - 130	-	-	140 - 150	150 - 180
මෑකරල්	150 - 200	170 - 200	100 - 170	120 - 150	-	100 - 120	-	-	200 - 220	110 - 150
අළු කෙසෙල්	50 - 60	70 - 80	60 - 70	60 - 80	-	50 - 60	-	-	60 - 70	80 - 100
අමු මිරිස්	120 - 150	180 - 220	150 - 200	150 - 190	-	150 - 180	300 - 320	-	300 - 320	160 - 200
දෙහි	150 - 200	160 - 180	160 - 200	200 - 260	-	180 - 200	-	-	180 - 200	220 - 240
බතල	120 - 130	130 - 150	90 - 110	120 - 130	-	100 - 120	130 - 150	-	150 - 160	120 - 140
මඤ්ඤොක්කා	70 - 100	90 - 100	70 - 90	90 - 100	-	80 - 90	80 - 100	-	-	100 - 120
එළබටු	200 - 250	230 - 250	200 - 230	250 - 300	-	150 - 200			240 - 250	250 - 300
අර්තාපල් (ආනයනික)	140 - 220	150 - 185	130 - 150	148 - 185	-	140 - 185	-	-	155 - 175	150 - 187
අර්තාපල් (වැලිමඩ)	250 - 260	240 - 250	240 - 250	-	-	-	230 - 240	-	240 - 250	-
අර්තාපල් (නුවරඑළිය)	290 - 300	280 - 290	300 - 310	290 - 300	-	-	-	280 - 290	-	300 - 320
ලොකුළූණු (ආනයනික)	80 - 115	95 - 125	80 - 120	75 - 115	-	95 - 125	100 - 120	-	80 - 120	80 - 115
ලොකුළූණු දේශීය	-	-	-	-	-	-	-	-	-	-
කෙසෙල්										
ඇඹුල් (කිලෝවකට)	80 - 130	80 - 100								-
කෝලිකුට්ටු (කිලෝවකට)	200 - 250	230 - 250								-
සීනි (කිලෝවකට)	80 - 100	70 - 100								-
ආනමාළු (එකකට රු.)	24 - 30	-								-
ගස්ලබු (කිලෝවකට))	100 - 120	90 - 100								-
වැල්දොඩම් (එකකට රු.)	45 - 60									-
පළතුරු (එකකට රු.)										
අන්නාස -ලොකු ප්‍රමාණය	380 - 420									
- මධ්‍යම ප්‍රමාණය	260 - 300									-
- කුඩා ප්‍රමාණය	200 - 250									-
අඹ - බෙට්ටි	-									
-කර්තකොලොම්බන්	250 - 300									-
දිවුල්	60 - 90									-
අලිපේර	85 - 120									-
දොඩම්	50 - 50									-

Note:
Usually, the price collection for Veyangoda and Meegoda wholesale markets is done the previous day between 6.00 pm and 8.30 pm, and for all other wholesale markets, the price collection is done between 7.00 am and 2.00 pm.

Data Management Division
Hector Kobbekaduwa Agrarian Research and Training Institute
P.O. Box 1522
Colombo.

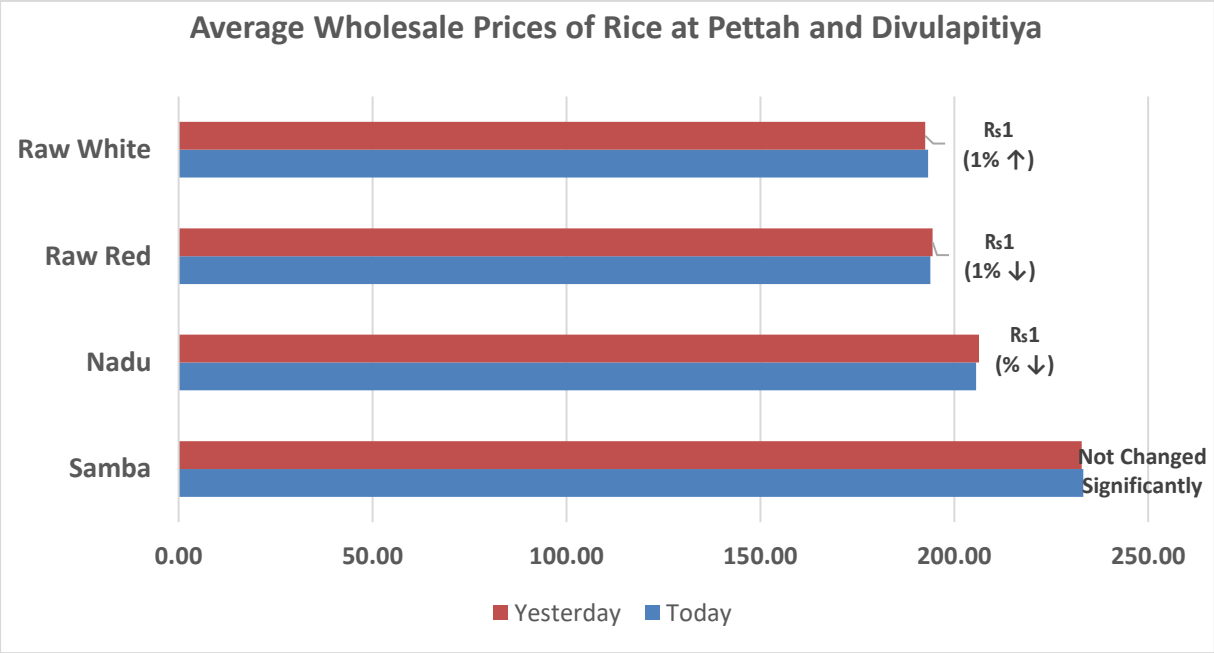
Average Wholesale Prices of Rice at Pettah and Divulapitiya
Raw White
Raw Red
Nadu
Samba
Rs1 (1% ↑)
Rs1 (1% ↓)
Rs1 (% ↓)
Not Changed Significantly
0.00
50.00
100.00
150.00
200.00
250.00
Yesterday
Today

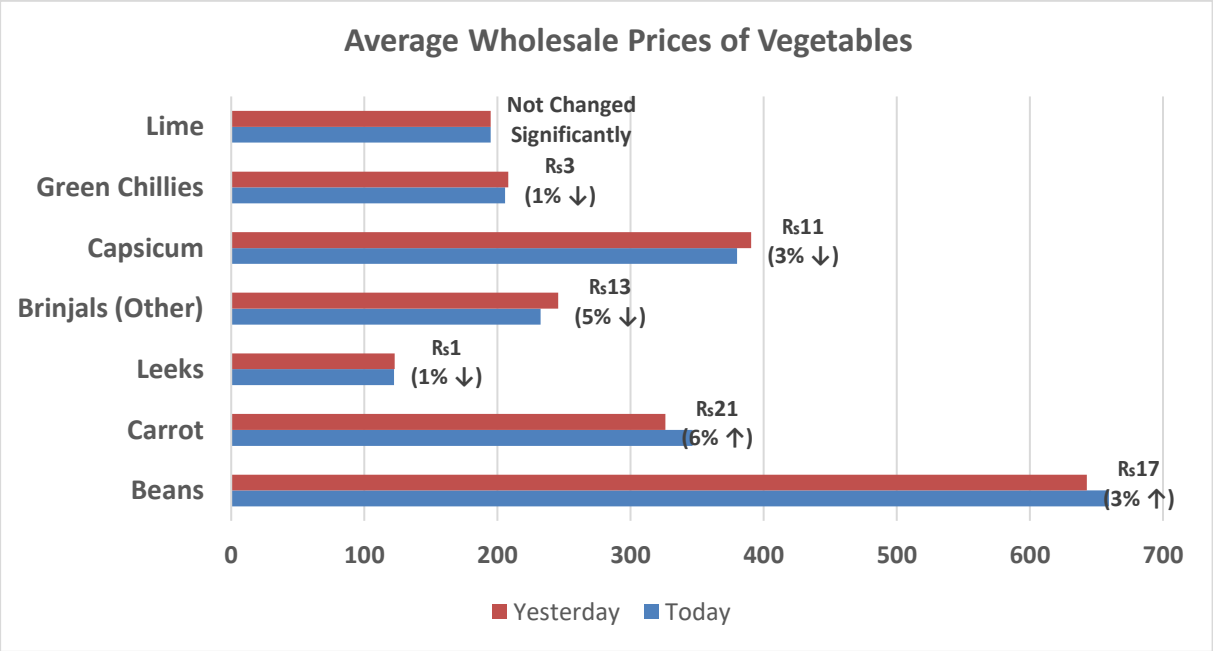
Average Wholesale Prices of Vegetables
Lime
Green Chillies
Capsicum
Brinjals (Other)
Leeks
Carrot
Beans
Not Changed Significantly
Rs3 (1% ↓)
Rs11 (3% ↓)
Rs13 (5% ↓)
Rs1 (1% ↓)
Rs21 (6% ↑)
Rs17 (3% ↑)
0
100
200
300
400
500
600
700
Yesterday
Today

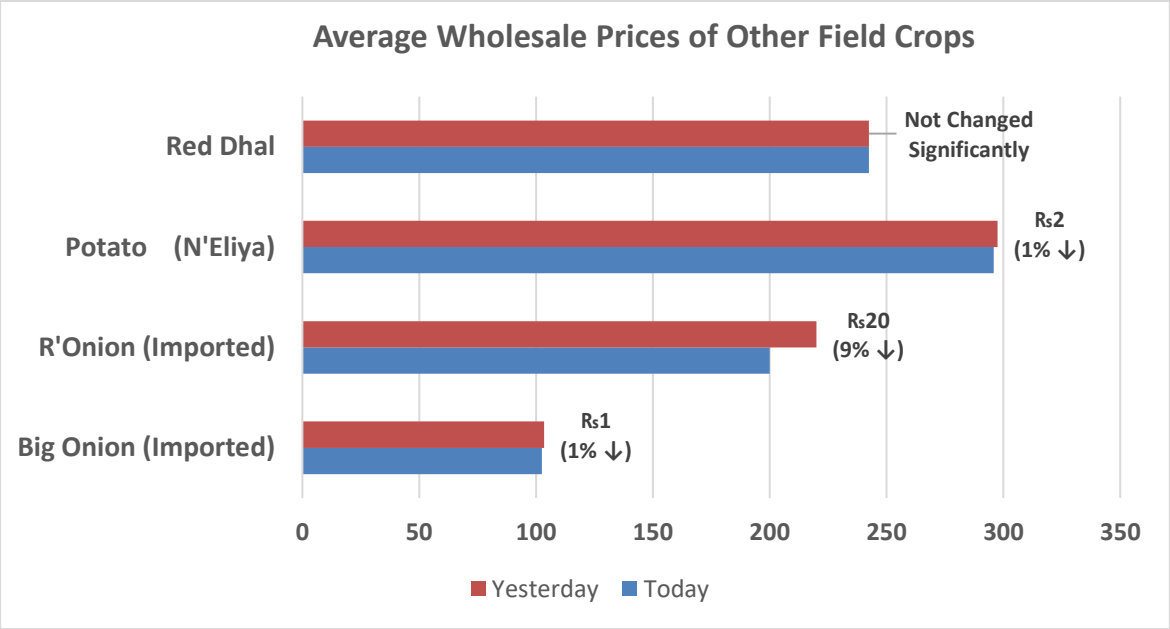
Average Wholesale Prices of Other Field Crops
Red Dhal
Potato (N'Eliya)
R'Onion (Imported)
Big Onion (Imported)
Not Changed Significantly
Rs2 (1% ↓)
Rs20 (9% ↓)
Rs1 (1% ↓)
0
50
100
150
200
250
300
350
Yesterday
Today

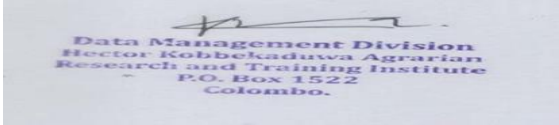
Data Management Division
Hector Kobbekaduwa Agrarian
Research and Training Institute
P.O. Box 1522
Colombo.