Hector Kobbekaduwa Agrarian Research and Training Institute
Data Management Division
(Wholesale Prices of Rice & Subsidiary Food Crops)

2025.08.11

Item	Pettah				Marandagahamula			
	Range	Average		Change *	Range	Average		Change *
	2025.08.11	2025.08.11	2025.08.07		2025.08.11	2025.08.11	2025.08.07	
Rice (Rs/kg)								
Samba 1	230.00 - 235.00	233.00	233.00		234.00 - 245.00	239.00	242.00	-3.00
Samba 2	225.00 - 228.00	226.50	226.50		225.00 - 230.00	227.20	231.60	-4.40
Keeri Samba	255.00 - 280.00	273.00	277.50	-4.50	258.00 - 260.00	259.40	265.40	-6.00
Nadu 1	205.00 - 210.00	207.50	207.50		219.00 - 225.00	221.80	222.40	-0.60
Nadu 2	200.00 - 202.00	201.00	201.00		185.00 - 192.00	188.40	191.80	-3.40
Raw red	190.00 - 200.00	196.25	196.25		186.00 - 192.00	189.20	191.40	-2.20
Raw White	195.00 - 200.00	197.50	197.50		180.00 - 196.00	187.60	189.00	-1.40
Imported Rice								
Ponne Samba	-				-			
Nadu	-				-			
Raw White	205.00 - 210.00	207.50	207.50		-			
Raw red								
Subsidiary Food Crops								
Dried Chillies (Rs/Kg)								
Imported	550.00 - 600.00	575.00	575.00					
Local								
Onion (Rs/Kg)								
Sinnan	-							
Vedalan	200.00 - 230.00	215.00	215.00					
Imported	200.00 - 220.00	207.50	200.00	7.50				
Big Onion								
Imported	110.00 - 120.00	115.00	97.50	17.50				
Local	-							
Potatoes (Rs/Kg)								
Welimada	260.00 - 260.00	260.00	255.00	5.00				
Nuwaraeliya	280.00 - 280.00	280.00	295.00	-15.00				
Imported	175.00 - 200.00	183.75	180.00	3.75				
Pulses (Rs/Kg)								
Green Gram	650.00 - 700.00	675.00	712.50	-37.50				
Cowpea (White)	975.00 - 1000.00	987.00	975.00	12.00				
Red Dhal	240.00 - 245.00	242.50	242.50					
Consumption Item(Rs/Kg)								
Sugar(White)	208.00 - 210.00	209.00	211.00	-2.00				
Wheat Flour	150.00 - 160.00	155.00	162.50	-7.50				
Eggs (Rs/Egg)								
Brown	33.00 - 35.00	34.00	34.50	-0.50				
White	31.00 - 32.00	31.50	32.50	-1.00				

Data Management Division
Hector Kobbekaduwa Agrarian
Research and Training Institute
P.O. Box 1522
Colombo.

Hector Kobbekaduwa Agrarian Research and Training Institute
Data Management Division

Variety	2025.08.11 Peliyagoda Market	2025.08.11 Kandy Market	2025.08.11 Dambulla Market	2025.08.10 Meegoda Market	2025.08.11 Norochchole Market	2025.08.11 Thambuththegama Market	2025.08.11 Keppetipola Market	2025.08.11 Nuwaraeliya Market	2025.08.11 Bandarawela Market	2025.08.10 Veyangoda Market
Up Country Vegetable										
Beans	500 - 550	550 - 600	550 - 650	600 - 670	-	650 - 750	600 - 650	640 - 660	-	620 - 700
Carrot	420 - 450	450 - 500	450 - 550	450 - 560	-	530 - 570	450 - 470	490 - 500	-	450 - 500
Leeks	100 - 120	120 - 140	120 - 130	140 - 170	-	140 - 180	100 - 110	120 - 130	-	120 - 160
Beet root	70 - 80	60 - 70	60 - 80	60 - 80	-	80 - 120	-	-	-	70 - 100
Beet root (N Eliya)	100 - 120	90 - 100	90 - 110	-	-	-	100 - 110	110 - 120	-	-
Knolkhol	80 - 100	70 - 80	70 - 90	90 - 120	-	-	70 - 80	80 - 100	-	90 - 120
Raddish	60 - 70	90 - 100	50 - 70	90 - 110	-	90 - 120	60 - 70	80 - 90	-	80 - 110
Cabbage (N'Eliya)	210 - 220	220 - 230	-	-	-	260 - 270	160 - 200	200 - 210	-	240 - 250
Cabbage (Kandy)	180 - 200	170 - 200	160 - 200	200 - 250	-	220 - 240	-	-	-	200 - 220
Tomato	80 - 120	60 - 70	60 - 80	90 - 120	-	50 - 60	70 - 85	70 - 90	-	90 - 120
Low country Vegetable										
Ladies Fingers	120 - 130	100 - 110	70 - 90	90 - 120	-	60 - 70	-	-	-	100 - 130
Brinjals	200 - 300	220 - 250	230 - 250	260 - 300	-	200 - 230	250 - 260	-	-	220 - 300
Capsicum	300 - 400	380 - 420	200 - 280	300 - 350	-	250 - 280	450 - 500	480 - 520	-	300 - 400
Pumpkin	50 - 60	50 - 60	30 - 45	45 - 60	-	40 - 45	50 - 55	-	-	50 - 80
Cucumber	60 - 70	60 - 70	50 - 60	50 - 70	-	40 - 50	60 - 80	-	-	50 - 80
Bitter Gourd	180 - 220	200 - 220	180 - 220	230 - 260	-	130 - 150	-	-	-	230 - 280
Snake Gourd	160 - 200	120 - 150	150 - 160	170 - 190	-	100 - 130	-	-	-	170 - 200
Drumstick	200 - 300	240 260	-	240 - 280	-	250 - 300	200 - 220	-	-	250 - 300
Luffa	130 - 150	220 - 250	130 - 150	140 - 170	-	120 - 140	-	-	-	150 - 200
Long Beans	160 - 200	200 - 230	150 - 180	120 - 150	-	120 - 130	-	-	-	120 - 170
Ash Plantains	60 - 70	80 - 90	60 - 70	70 - 90	-	50 - 60	-	-	-	80 - 100
Green Chillies	120 - 180	150 - 180	100 - 150	180 - 240	-	130 - 160	300 - 350	-	-	180 - 250
Lime	160 - 220	200 - 220	200 - 230	220 - 260	-	180 - 200	-	-	-	200 - 250
Sweet Potatoe	120 - 130	140 - 150	90 - 120	120 - 140	-	100 - 120	130 - 140	-	-	120 - 150
Manioc	80 - 100	100 - 110	80 - 90	90 - 100	-	80 - 90	80 - 90	-	-	100 - 130
Eggplant	200 - 250	230 - 250	200 - 250	260 - 300	-	150 - 200			-	240 - 320
Potato(Imported)	175 - 200	150 - 185	135 - 168	145 - 190	-	145 - 175	-	-	-	150 - 180
Potato (Welimada)	260 - 260	240 - 250	-	250 - 260	-	-	240 - 250	-	-	-
Potato (Nuwaraeliya)	280 - 280	270 - 280	290 - 300	300 - 310	-	-	-	270 - 280	-	300 - 310
B'Onion Imported	110 - 120	125 - 130	100 - 120	80 - 115	-	120 - 130	100 - 130	-	-	80 - 115
Big-onion Local	-	-	-	-	-	-	-	-	-	-
Banana										
Ambul(Rs/Kg)	80 - 110	80 - 100								-
Kolikuttu	200 - 250	230 - 240								-
Seeni	80 - 100	80 - 110								-
Anamalu (Rs/Fruits)	26 - 30	-								-
Papaya (Rs/Kg)	80 - 120	90 - 100								-
Passion Fruits(Rs/Fruit	50 - 60									-
Other Fruits (Rs/Fruit)										
Pineapple - Large	300 - 360									
- Medium	260 - 280									-
- Small	180 - 220									-
Mango - Betti	54 - 57									
- Karathakol	175 - 225									-
Woodapple	60 - 90									-
Avocado	65 - 100									-
Orange	35 - 50									-

Data Management Division
Hector Kobbekaduwa Agrarian
Research and Training Institute
P.O. Box 1522

හෙක්ටර් කොබ්බෑකඩුව ගොවිකටයුතු පර්යේෂණ හා පුහුණු කිරීමේ ආයතනය

Hector Kobbekaduwa Agrarian Research and Training Institute

දත්ත කළමනාකරණ අංශය

තොග මිල ගණන් (කිලෝවකට රුපියල්)

Wholesale Prices (Rs/Kg)

වර්ගය	2025.08.11 පැලියගොඩ වෙළඳපොළ	2025.08.11 මහනුවර වෙළඳපොළ	2025.08.11 දඹුල්ල වෙළඳපොළ	2025.08.10 මීගොඩ වෙළඳපොළ	2025.08.11 නොරොච්චෝලේ වෙළඳපොළ	2025.08.11 තඹුත්තේගම වෙළඳපොළ	2025.08.11 කැප්පෙට්පොළ වෙළඳපොළ	2025.08.11 නුවරඑළිය වෙළඳපොළ	2025.08.11 බණ්ඩාරවෙල වෙළඳපොළ	2025.08.10 වෙයන්ගොඩ වෙළඳපොළ
උඩරට එළවළු										
බෝංචි	500 - 550	550 - 600	550 - 650	600 - 670	-	650 - 750	600 - 650	640 - 660	-	620 - 700
කැරට්	420 - 450	450 - 500	450 - 550	450 - 560	-	530 - 570	450 - 470	490 - 500	-	450 - 500
ලීක්ස්	100 - 120	120 - 140	120 - 130	140 - 170	-	140 - 180	100 - 110	120 - 130	-	120 - 160
බීට්රූට්	70 - 80	60 - 70	60 - 80	60 - 80	-	80 - 120	-	-	-	70 - 100
බීට්රූට් (නුවරඑළිය)	100 - 120	90 - 100	90 - 110	-	-	-	100 - 110	110 - 120	-	-
නෝකෝල්	80 - 100	70 - 80	70 - 90	90 - 120	-	-	70 - 80	80 - 100	-	90 - 120
රාබු	60 - 70	90 - 100	50 - 70	90 - 110	-	90 - 120	60 - 70	80 - 90	-	80 - 110
ගෝවා (නුවරඑළිය)	210 - 220	220 - 230	-	-	-	260 - 270	160 - 200	200 - 210	-	240 - 250
ගෝවා (නුවර)	180 - 200	170 - 200	160 - 200	200 - 250	-	220 - 240	-	-	-	200 - 220
තක්කාලි	80 - 120	60 - 70	60 - 80	90 - 120	-	50 - 60	70 - 85	70 - 90	-	90 - 120
පහතරට එළවළු										
බණ්ඩක්කා	120 - 130	100 - 110	70 - 90	90 - 120	-	60 - 70	-	-	-	100 - 130
වම්බටු	200 - 300	220 - 250	230 - 250	260 - 300	-	200 - 230	250 - 260	-	-	220 - 300
මාළු මිරිස්	300 - 400	380 - 420	200 - 280	300 - 350	-	250 - 280	450 - 500	480 - 520	-	300 - 400
වට්ටක්කා	50 - 60	50 - 60	30 - 45	45 - 60	-	40 - 45	50 - 55	-	-	50 - 80
පිපිඤ්ඤා	60 - 70	60 - 70	50 - 60	50 - 70	-	40 - 50	60 - 80	-	-	50 - 80
කරවිල	180 - 220	200 - 220	180 - 220	230 - 260	-	130 - 150	-	-	-	230 - 280
පතෝල	160 - 200	120 - 150	150 - 160	170 - 190	-	100 - 130	-	-	-	170 - 200
මුරුංගා	200 - 300	240 260	-	240 - 280	-	250 - 300	200 - 220	-	-	250 - 300
වැටකොළු	130 - 150	220 - 250	130 - 150	140 - 170	-	120 - 140	-	-	-	150 - 200
මෑකරල්	160 - 200	200 - 230	150 - 180	120 - 150	-	120 - 130	-	-	-	120 - 170
අළු කෙසෙල්	60 - 70	80 - 90	60 - 70	70 - 90	-	50 - 60	-	-	-	80 - 100
අමු මිරිස්	120 - 180	150 - 180	100 - 150	180 - 240	-	130 - 160	300 - 350	-	-	180 - 250
දෙහි	160 - 220	200 - 220	200 - 230	220 - 260	-	180 - 200	-	-	-	200 - 250
බතල	120 - 130	140 - 150	90 - 120	120 - 140	-	100 - 120	130 - 140	-	-	120 - 150
මඤ්ඤොක්කා	80 - 100	100 - 110	80 - 90	90 - 100	-	80 - 90	80 - 90	-	-	100 - 130
එළබටු	200 - 250	230 - 250	200 - 250	260 - 300	-	150 - 200			-	240 - 320
අර්තාපල් (ආනයනික)	175 - 200	150 - 185	135 - 168	145 - 190	-	145 - 175	-	-	-	150 - 180
අර්තාපල් (වැලිමඩ)	260 - 260	240 - 250	-	250 - 260	-	-	240 - 250	-	-	-
අර්තාපල් (නුවරඑළිය)	280 - 280	270 - 280	290 - 300	300 - 310	-	-	-	270 - 280	-	300 - 310
ලොකුළූණු (ආනයනික)	110 - 120	125 - 130	100 - 120	80 - 115	-	120 - 130	100 - 130	-	-	80 - 115
ලොකුළූණු දේශීය	-	-	-	-	-	-	-	-	-	-
කෙසෙල්										
ඇඹුල් (කිලෝවකට)	80 - 110	80 - 100								-
කෝලිකුට්ටු (කිලෝවකට)	200 - 250	230 - 240								-
සීනි (කිලෝවකට)	80 - 100	80 - 110								-
ආනමාළු (එකකට රු.)	26 - 30	-								-
ගස්ලබු (කිලෝවකට))	80 - 120	90 - 100								-
වැල්දොඩම් (එකකට රු.)	50 - 60									-
පළතුරු (එකකට රු.)										
අන්නාස -ලොකු ප්‍රමාණය	300 - 360									
- මධ්‍යම ප්‍රමාණය	260 - 280									-
- කුඩා ප්‍රමාණය	180 - 220									-
අඹ - බෙට්ටි	54 - 57									
-කර්තකොලොම්බන්	175 - 225									-
දිවුල්	60 - 90									-
අලිපේර	65 - 100									-
දොඩම්	35 - 50									-

Note:
Usually, the price collection for Veyangoda and Meegoda wholesale markets is done the previous day between 6.00 pm and 8.30 pm, and for all other wholesale markets, the price collection is done between 7.00 am and 2.00 pm.

Data Management Division
Hector Kobbekaduwa Agrarian Research and Training Institute
P.O. Box 1522
Colombo.

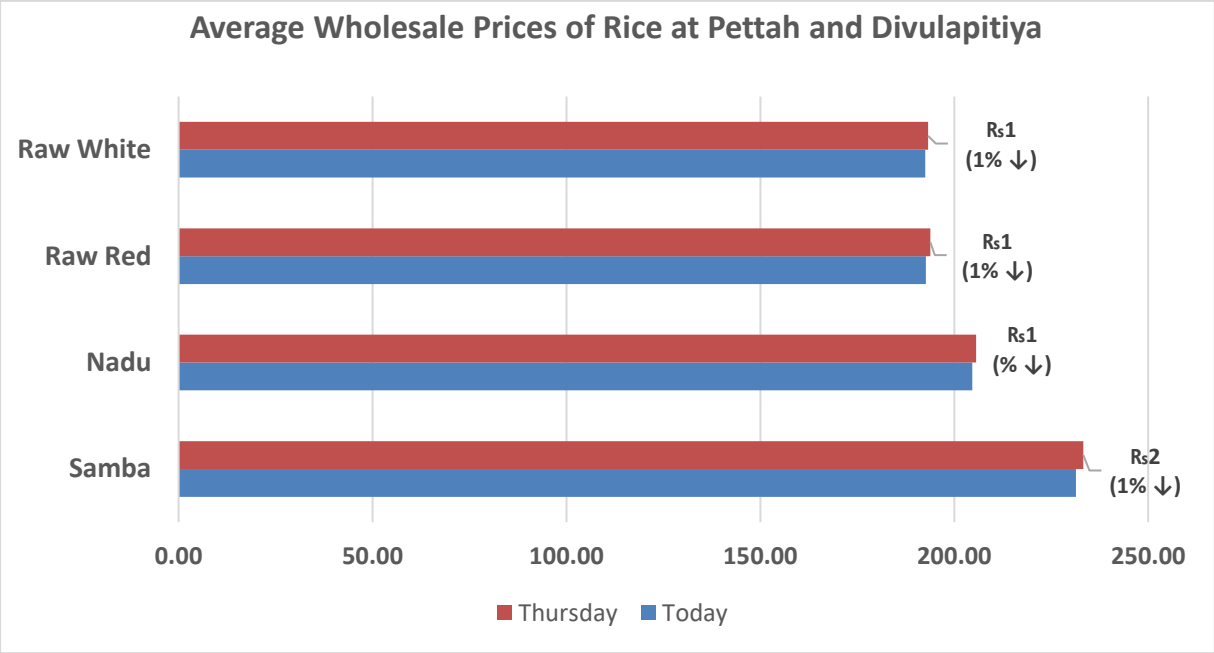
Average Wholesale Prices of Rice at Pettah and Divulapitiya
Raw White
Raw Red
Nadu
Samba
Rs1
(1% ↓)
Rs1
(1% ↓)
Rs1
(% ↓)
Rs2
(1% ↓)
0.00
50.00
100.00
150.00
200.00
250.00
Thursday
Today

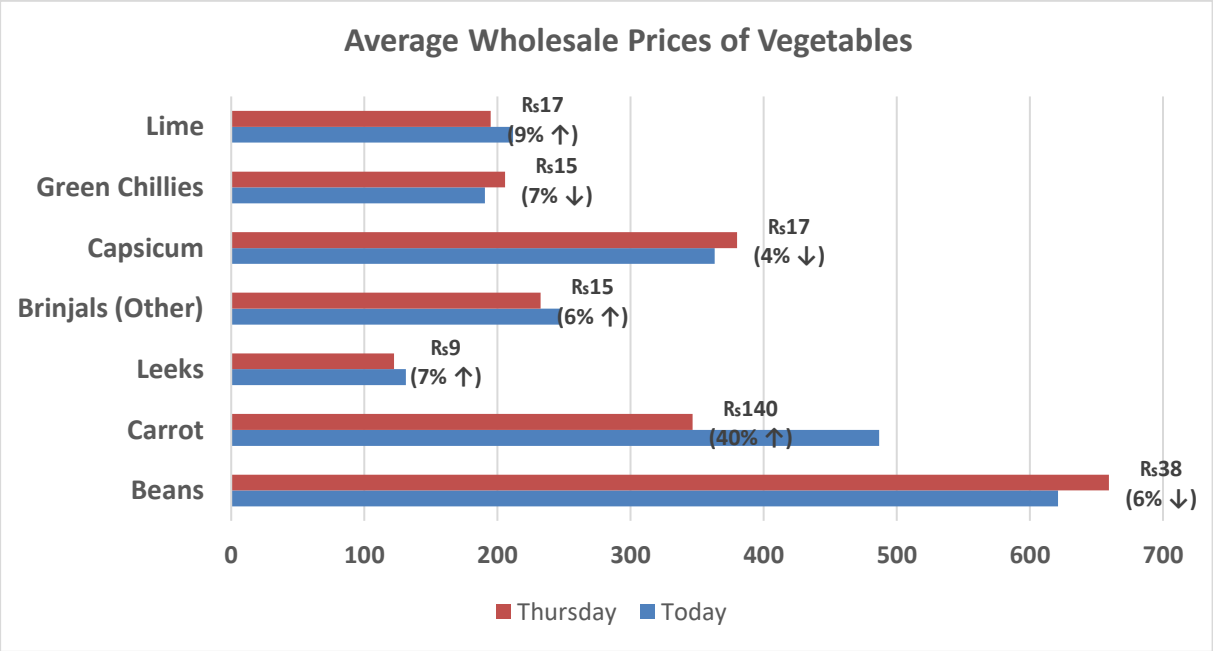
Average Wholesale Prices of Vegetables
Lime
Green Chillies
Capsicum
Brinjals (Other)
Leeks
Carrot
Beans
Rs17
(9% ↑)
Rs15
(7% ↓)
Rs17
(4% ↓)
Rs15
(6% ↑)
Rs9
(7% ↑)
Rs140
(40% ↑)
Rs38
(6% ↓)
0
100
200
300
400
500
600
700
Thursday
Today

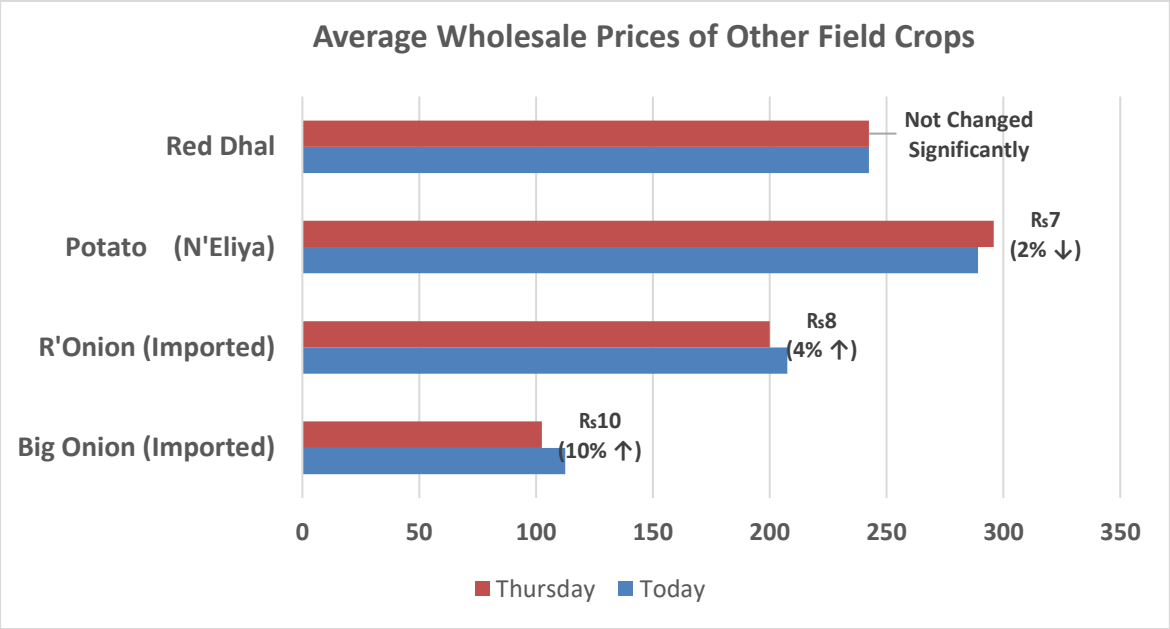
Average Wholesale Prices of Other Field Crops
Red Dhal
Potato (N'Eliya)
R'Onion (Imported)
Big Onion (Imported)
Not Changed Significantly
Rs7 (2% ↓)
Rs8 (4% ↑)
Rs10 (10% ↑)
0
50
100
150
200
250
300
350
Thursday
Today

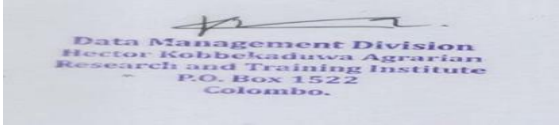
Data Management Division
Hector Kobbekaduwa Agrarian
Research and Training Institute
P.O. Box 1522
Colombo.