Hector Kobbekaduwa Agrarian Research and Training Institute
Data Management Division
(Wholesale Prices of Rice & Subsidiary Food Crops)

2025.07.01

Item	Pettah				Marandagahamula			
	Range	Average		Change *	Range	Average		Change *
	2025.07.01	2025.07.01	2025.06.30		2025.07.01	2025.07.01	2025.06.30	
Rice (Rs/kg)								
Samba 1	240.00 - 245.00	242.50	242.50		239.00 - 244.00	241.80	240.60	1.20
Samba 2	235.00 - 238.00	236.50	236.50		234.00 - 235.00	234.60	234.80	-0.20
Keeri Samba	270.00 - 300.00	285.00	285.00		260.00 - 272.00	268.00	267.60	0.40
Nadu 1	220.00 - 225.00	222.50	221.75	0.75	220.00 - 225.00	223.00	223.60	-0.60
Nadu 2	215.00 - 218.00	216.50	216.50		214.00 - 215.00	214.60	214.40	0.20
Raw red	200.00 - 210.00	204.00	204.00		200.00 - 203.00	201.40	201.40	
Raw White	200.00 - 210.00	205.00	205.00		200.00 - 205.00	203.40	204.60	-1.20
Imported Rice								
Ponne Samba	230.00 - 240.00	233.75	233.75		-			
Nadu	-				-			
Raw White	205.00 - 210.00	207.50	207.50		-			
Raw red								
Subsidiary Food Crops								
Dried Chillies (Rs/Kg)								
Imported	650.00 - 750.00	690.00	670.00	20.00				
Local								
Onion (Rs/Kg)								
Sinnan	-							
Vedalan	320.00 - 400.00	368.00	462.00	-94.00				
Imported	300.00 - 370.00	342.00	358.00	-16.00				
Big Onion								
Imported	75.00 - 115.00	91.00	94.00	-3.00				
Local	-							
Potatoes (Rs/Kg)								
Welimada	-							
Nuwaraeliya	280.00 - 300.00	292.00	292.00					
Imported	150.00 - 185.00	164.00	176.00	-12.00				
Pulses (Rs/Kg)								
Green Gram	700.00 - 850.00	760.00	790.00	-30.00				
Cowpea	750.00 - 850.00	810.00	730.00	80.00				
Red Dhal	245.00 - 250.00	247.00	252.00	-5.00				
Consumption Item(Rs/Kg)								
Sugar(White)	215.00 - 216.00	215.50	216.00	-0.50				
Wheat Flour	155.00 - 175.00	165.00	160.00	5.00				
Eggs (Rs/Egg)								
Brown	33.00 - 33.00	33.00	33.00					
White	30.00 - 30.00	30.00	31.00	-1.00				

Data Management Division
Hector Kobbekaduwa Agrarian
Research and Training Institute
P.O. Box 1522
Colombo.

Hector Kobbekaduwa Agrarian Research and Training Institute
Data Management Division

Variety	2025.07.01 Peliyagoda Market	2025.07.01 Kandy Market	2025.07.01 Dambulla Market	2025.06.30 Meegoda Market	2025.07.01 Norochchole Market	2025.07.01 Thambuththegama Market	2025.07.01 Keppetipola Market	2025.07.01 Nuwaraeliya Market	2025.07.01 Bandarawela Market	2025.06.30 Veyangoda Market
Up Country Vegetable										
Beans	400 - 500	400 - 450	400 - 500	550 - 600	-	550 - 600	500 - 550	540 - 560	450 - 500	520 - 600
Carrot	200 - 250	230 - 250	230 - 280	250 - 300	-	280 - 340	180 - 220	270 - 280	200 - 240	220 - 280
Leeks	200 - 250	150 - 170	140 - 160	170 - 200	-	180 - 220	180 - 200	170 - 180	150 - 170	170 - 200
Beet root	140 - 160	140 - 160	140 - 160	140 - 170	140 - 150	160 - 180	-	-	-	140 - 180
Beet root (N Eliya)	180 - 200	180 - 200	160 - 180	-	-	-	150 - 180	170 - 180	170 - 180	-
Knolkhol	80 - 120	80 - 100	70 - 100	130 - 180	-	-	100 - 120	120 - 140	100 - 120	120 - 150
Raddish	60 - 80	70 - 80	40 - 60	90 - 130	30 - 50	60 - 80	50 - 70	60 - 80	60 - 70	70 - 120
Cabbage (N'Eliya)	-	230 - 240	210 - 230	-	-	-	120 - 160	170 - 180	130 - 160	-
Cabbage (Kandy)	150 - 200	170 - 200	160 - 200	170 - 200	-	170 - 200	-	-	-	180 - 220
Tomato	90 - 130	80 - 100	80 - 100	140 - 180	-	120 - 160	60 - 90	90 - 120	70 - 85	130 - 160
Low country Vegetable										
Ladies Fingers	80 - 100	80 - 90	90 - 110	70 - 100	50 - 60	90 - 110	-	-	100 - 110	80 - 120
Brinjals	300 - 400	250 - 300	300 - 360	330 - 380	200 - 230	280 - 300	250 - 300	-	260 - 320	350 - 400
Capsicum	400 - 500	500 - 550	450 - 550	560 - 600	-	560 - 600	480 - 525	540 - 560	500 - 550	500 - 600
Pumpkin	100 - 130	100 - 120	100 - 130	130 - 150	-	100 - 120	130 - 140	-	100 - 120	130 - 150
Cucumber	50 - 70	50 - 60	35 - 50	50 - 80	30 - 40	30 - 35	80 - 90	-	60 - 70	50 - 80
Bitter Gourd	350 - 400	300 - 320	300 - 330	330 - 370	300 - 350	330 - 380	-	-	350 - 380	330 - 380
Snake Gourd	100 - 150	80 - 100	80 - 100	130 - 180	80 - 100	80 - 100	-	-	110 - 130	130 - 150
Drumstick	400 - 800	350 400	-	600 - 720	550 - 600	600 - 720	400 - 450	-	400 - 500	-
Luffa	100 - 150	80 - 100	100 - 120	140 - 180	100 - 120	90 - 110	-	-	120 - 130	140 - 220
Long Beans	100 - 150	180 - 200	120 - 180	100 - 170	50 - 80	120 - 150	-	-	150 - 200	150 - 230
Ash Plantains	60 - 100	70 - 100	40 - 60	70 - 90	50 - 70	60 - 70	-	-	60 - 70	70 - 90
Green Chillies	450 - 500	400 - 500	400 - 500	550 - 600	450 - 500	400 - 500	550 - 600	-	550 - 600	480 - 580
Lime	180 - 250	180 - 200	160 - 180	190 - 240	-	150 - 160	-	-	250 - 250	180 - 220
Sweet Potatoe	150 - 200	140 - 150	100 - 130	130 - 150	-	120 - 150	150 - 160	-	150 - 160	130 - 150
Manioc	80 - 100	100 - 110	70 - 90	100 - 110	70 - 80	80 - 100	80 - 100	-	-	100 - 120
Eggplant	220 - 250	230 - 240	250 - 280	300 - 350	-	160 - 220			250 - 260	300 - 380
Potato(Imported)	150 - 185	155 - 170	140 - 160	155 - 165	-	140 - 165	-	-	150 - 170	150 - 165
Potato (Welimada)	-	-	-	-	-	-	250 - 260	-	250 - 260	280 - 300
Potato (Nuwaraeliya)	280 - 300	290 - 300	250 - 260	275 - 280	-	-	-	260 - 270	-	-
B'Onion Imported	75 - 115	85 - 115	80 - 105	85 - 115	-	80 - 110	100 - 110	-	85 - 120	80 - 115
Big-onion Local	-	-	-	-	-	-	-	-	-	-
Banana										
Ambul(Rs/Kg)	70 - 100	90 - 100								-
Kolikuttu	200 - 220	200 - 230								-
Seeni	70 - 100	100 - 110								-
Anamalu (Rs/Fruits)	25 - 28	-								-
Papaya (Rs/Kg)	100 - 120	110 - 120								-
Passion Fruits(Rs/Fruit	60 - 70									-
Other Fruits (Rs/Fruit)										
Pineapple - Large	450 - 490									
- Medium	320 - 380									-
- Small	250 - 280									-
Mango - Betti	50 - 60									
- Karathakolo	320 - 350									-
Woodapple	120 - 140									-
Avocado	120 - 140									-
Orange	100 - 120									-

Data Management Division
Hector Kobbekaduwa Agrarian
Research and Training Institute
P.O. Box 1522

හෙක්ටර් කොබ්බෑකඩුව ගොවිකටයුතු පර්යේෂණ හා පුහුණු කිරීමේ ආයතනය

Hector Kobbekaduwa Agrarian Research and Training Institute

දත්ත කළමනාකරණ අංශය

තොග මිල ගණන් (කිලෝවකට රුපියල්)

Wholesale Prices (Rs/Kg)

වර්ගය	2025.07.01 පැලියගොඩ වෙළඳපොළ	2025.07.01 මහනුවර වෙළඳපොළ	2025.07.01 දඹුල්ල වෙළඳපොළ	2025.06.30 මීගොඩ වෙළඳපොළ	2025.07.01 නොරොච්චෝලේ වෙළඳපොළ	2025.07.01 තඹුත්තේගම වෙළඳපොළ	2025.07.01 කැප්පෙටිපොළ වෙළඳපොළ	2025.07.01 නුවරඑළිය වෙළඳපොළ	2025.07.01 බණ්ඩාරවෙල වෙළඳපොළ	2025.06.30 වේයන්ගොඩ වෙළඳපොළ
උඩරට එළවළු										
බෝංචි	400 - 500	400 - 450	400 - 500	550 - 600	-	550 - 600	500 - 550	540 - 560	450 - 500	520 - 600
කැරට්	200 - 250	230 - 250	230 - 280	250 - 300	-	280 - 340	180 - 220	270 - 280	200 - 240	220 - 280
ලීක්ස්	200 - 250	150 - 170	140 - 160	170 - 200	-	180 - 220	180 - 200	170 - 180	150 - 170	170 - 200
බීට්රූට්	140 - 160	140 - 160	140 - 160	140 - 170	140 - 150	160 - 180	-	-	-	140 - 180
බීට්රූට් (නුවරඑළිය)	180 - 200	180 - 200	160 - 180	-	-	-	150 - 180	170 - 180	170 - 180	-
නෝකෝල්	80 - 120	80 - 100	70 - 100	130 - 180	-	-	100 - 120	120 - 140	100 - 120	120 - 150
රාබු	60 - 80	70 - 80	40 - 60	90 - 130	30 - 50	60 - 80	50 - 70	60 - 80	60 - 70	70 - 120
ගෝවා (නුවරඑළිය)	-	230 - 240	210 - 230	-	-	-	120 - 160	170 - 180	130 - 160	-
ගෝවා (නුවර)	150 - 200	170 - 200	160 - 200	170 - 200	-	170 - 200	-	-	-	180 - 220
තක්කාලි	90 - 130	80 - 100	80 - 100	140 - 180	-	120 - 160	60 - 90	90 - 120	70 - 85	130 - 160
පහතරට එළවළු										
බණ්ඩක්කා	80 - 100	80 - 90	90 - 110	70 - 100	50 - 60	90 - 110	-	-	100 - 110	80 - 120
වම්බටු	300 - 400	250 - 300	300 - 360	330 - 380	200 - 230	280 - 300	250 - 300	-	260 - 320	350 - 400
මාළු මිරිස්	400 - 500	500 - 550	450 - 550	560 - 600	-	560 - 600	480 - 525	540 - 560	500 - 550	500 - 600
වට්ටක්කා	100 - 130	100 - 120	100 - 130	130 - 150	-	100 - 120	130 - 140	-	100 - 120	130 - 150
පිපිඤ්ඤා	50 - 70	50 - 60	35 - 50	50 - 80	30 - 40	30 - 35	80 - 90	-	60 - 70	50 - 80
කරවිල	350 - 400	300 - 320	300 - 330	330 - 370	300 - 350	330 - 380	-	-	350 - 380	330 - 380
පතෝල	100 - 150	80 - 100	80 - 100	130 - 180	80 - 100	80 - 100	-	-	110 - 130	130 - 150
මුරුංගා	400 - 800	350 400	-	600 - 720	550 - 600	600 - 720	400 - 450	-	400 - 500	-
වැටකොළු	100 - 150	80 - 100	100 - 120	140 - 180	100 - 120	90 - 110	-	-	120 - 130	140 - 220
මෑකරල්	100 - 150	180 - 200	120 - 180	100 - 170	50 - 80	120 - 150	-	-	150 - 200	150 - 230
අළු කෙසෙල්	60 - 100	70 - 100	40 - 60	70 - 90	50 - 70	60 - 70	-	-	60 - 70	70 - 90
අමු මිරිස්	450 - 500	400 - 500	400 - 500	550 - 600	450 - 500	400 - 500	550 - 600	-	550 - 600	480 - 580
දෙහි	180 - 250	180 - 200	160 - 180	190 - 240	-	150 - 160	-	-	250 - 250	180 - 220
බතල	150 - 200	140 - 150	100 - 130	130 - 150	-	120 - 150	150 - 160	-	150 - 160	130 - 150
මඤ්ඤොක්කා	80 - 100	100 - 110	70 - 90	100 - 110	70 - 80	80 - 100	80 - 100	-	-	100 - 120
එළබටු	220 - 250	230 - 240	250 - 280	300 - 350	-	160 - 220			250 - 260	300 - 380
අර්තාපල් (ආනයනික)	150 - 185	155 - 170	140 - 160	155 - 165	-	140 - 165	-	-	150 - 170	150 - 165
අර්තාපල් (වැලිමඩ)	-	-	-	-	-	-	250 - 260	-	250 - 260	280 - 300
අර්තාපල් (නුවරඑළිය)	280 - 300	290 - 300	250 - 260	275 - 280	-	-	-	260 - 270	-	-
ලොකුළූණු (ආනයනික)	75 - 115	85 - 115	80 - 105	85 - 115	-	80 - 110	100 - 110	-	85 - 120	80 - 115
ලොකුළූණු දේශීය	-	-	-	-	-	-	-	-	-	-
කෙසෙල්										
ඇඹුල් (කිලෝවකට)	70 - 100	90 - 100								-
කෝලිකුට්ටු (කිලෝවකට)	200 - 220	200 - 230								-
සීනි (කිලෝවකට)	70 - 100	100 - 110								-
ආනමාළු (එකකට රු.)	25 - 28	-								-
ගස්ලබු (කිලෝවකට))	100 - 120	110 - 120								-
වැල්දොඩම් (එකකට රු.)	60 - 70									-
පළතුරු (එකකට රු.)										
අන්නාස -ලොකු ප්‍රමාණය	450 - 490									
- මධ්‍යම ප්‍රමාණය	320 - 380									-
- කුඩා ප්‍රමාණය	250 - 280									-
අඹ - බෙට්ටි	50 - 60									
-කර්තකොලොම්බන්	320 - 350									-
දිවුල්	120 - 140									-
අලිපේර	120 - 140									-
දොඩම්	100 - 120									-

Note:
Usually, the price collection for Veyangoda and Meegoda wholesale markets is done the previous day between 6.00 pm and 8.30 pm, and for all other wholesale markets, the price collection is done between 7.00 am and 2.00 pm.

Data Management Division
Hector Kobbekaduwa Agrarian
Research and Training Institute
P.O. Box 1522
Colombo.

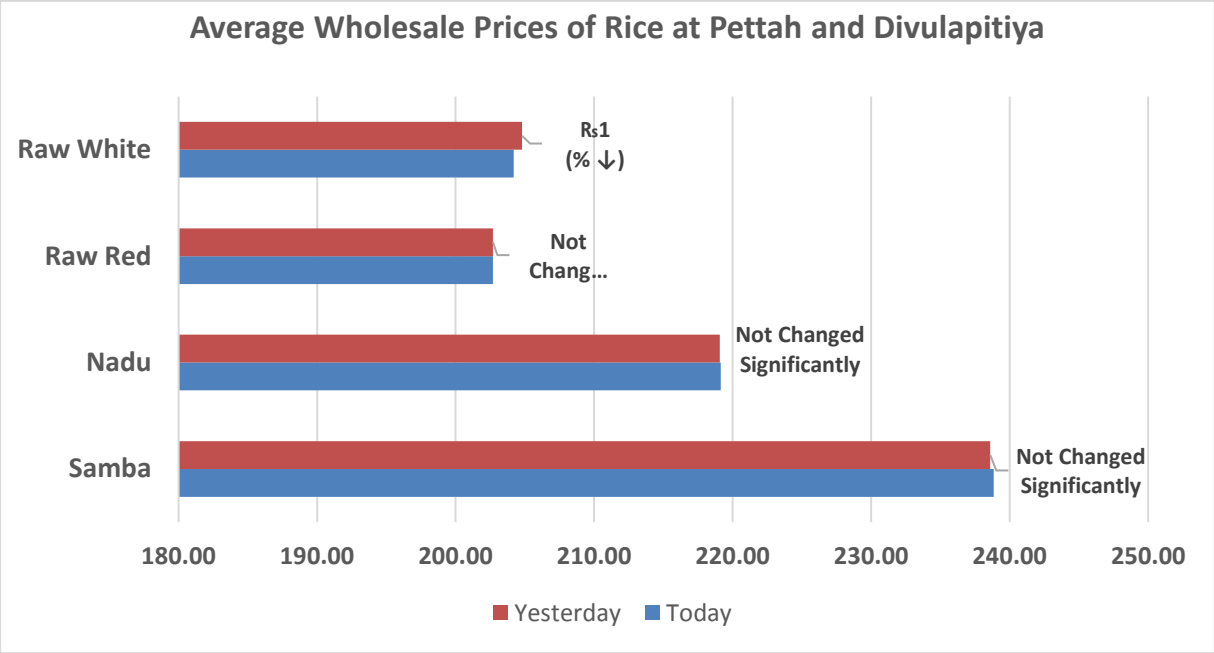
Average Wholesale Prices of Rice at Pettah and Divulapitiya
Raw White
Raw Red
Nadu
Samba
Rs1
(% ↓)
Not
Chang...
Not Changed
Significantly
Not Changed
Significantly
180.00
190.00
200.00
210.00
220.00
230.00
240.00
250.00
Yesterday
Today

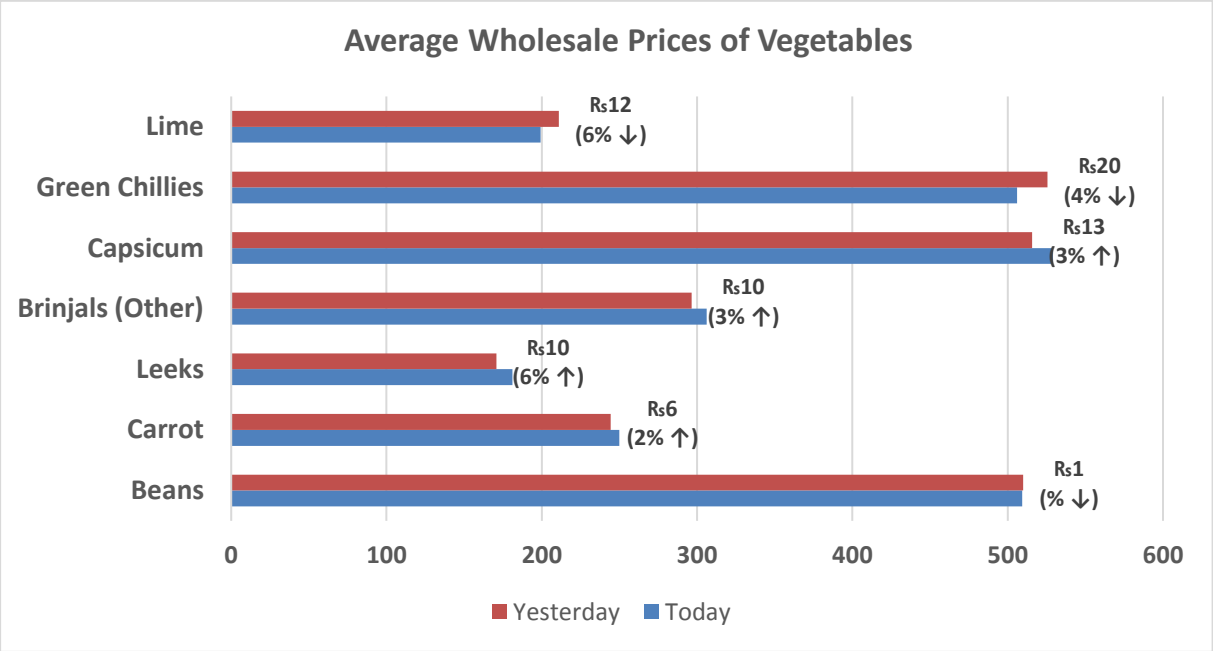
Average Wholesale Prices of Vegetables
Lime
Green Chillies
Capsicum
Brinjals (Other)
Leeks
Carrot
Beans
Rs12
(6% ↓)
Rs20
(4% ↓)
Rs13
(3% ↑)
Rs10
(3% ↑)
Rs10
(6% ↑)
Rs6
(2% ↑)
Rs1
(% ↓)
0
100
200
300
400
500
600
Yesterday
Today

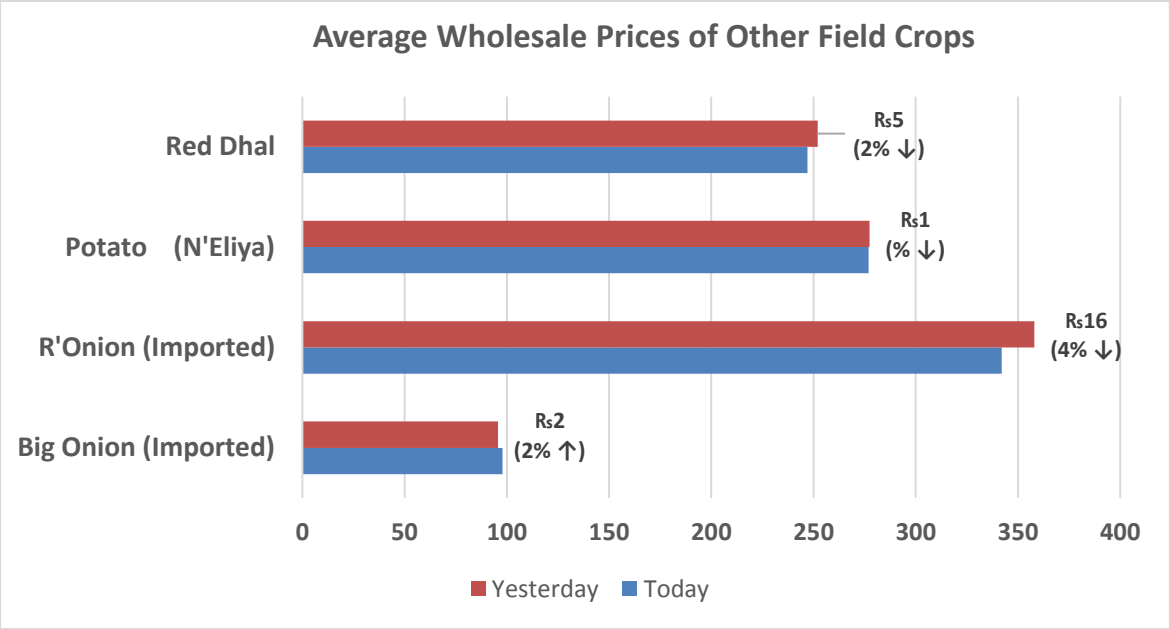
Average Wholesale Prices of Other Field Crops
Red Dhal
Potato (N'Eliya)
R'Onion (Imported)
Big Onion (Imported)
Rs5
(2% ↓)
Rs1
(% ↓)
Rs16
(4% ↓)
Rs2
(2% ↑)
0
50
100
150
200
250
300
350
400
Yesterday
Today

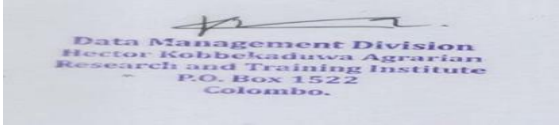
Data Management Division
Hector Kobbekaduwa Agrarian
Research and Training Institute
P.O. Box 1522
Colombo.