Hector Kobbekaduwa Agrarian Research and Training Institute
Data Management Division
(Wholesale Prices of Rice & Subsidiary Food Crops)

2025.07.04

Item	Pettah				Marandagahamula			
	Range	Average		Change *	Range	Average		Change *
	2025.07.04	2025.07.04	2025.07.03		2025.07.04	2025.07.04	2025.07.03	
Rice (Rs/kg)								
Samba 1	240.00 - 245.00	241.25	241.25		239.00 - 244.00	240.60	240.40	0.20
Samba 2	230.00 - 232.00	231.00	236.50	-5.50	230.00 - 234.00	232.40	233.60	-1.20
Keeri Samba	270.00 - 300.00	285.00	285.00		260.00 - 272.00	267.20	268.00	-0.80
Nadu 1	220.00 - 225.00	221.75	222.50	-0.75	220.00 - 226.00	223.80	223.60	0.20
Nadu 2	215.00 - 218.00	216.50	216.50		213.00 - 215.00	214.00	214.20	-0.20
Raw red	200.00 - 205.00	202.50	202.50		200.00 - 203.00	201.40	200.60	0.80
Raw White	200.00 - 205.00	202.50	202.50		196.00 - 204.00	199.60	200.20	-0.60
Imported Rice								
Ponne Samba	230.00 - 240.00	233.75	233.75		-			
Nadu	-				-			
Raw White	205.00 - 210.00	207.50	207.50		-			
Raw red								
Subsidiary Food Crops								
Dried Chillies (Rs/Kg)								
Imported	650.00 - 750.00	700.00	675.00	25.00				
Local								
Onion (Rs/Kg)								
Sinnan	-							
Vedalan	380.00 - 450.00	415.00	375.00	40.00				
Imported	330.00 - 350.00	340.00	325.00	15.00				
Big Onion								
Imported	60.00 - 110.00	85.00	92.50	-7.50				
Local	-							
Potatoes (Rs/Kg)								
Welimada	-							
Nuwaraeliya	260.00 - 280.00	270.00	270.00					
Imported	150.00 - 200.00	175.00	157.50	17.50				
Pulses (Rs/Kg)								
Green Gram	750.00 - 850.00	800.00	750.00	50.00				
Cowpea	750.00 - 800.00	775.00	800.00	-25.00				
Red Dhal	245.00 - 250.00	247.50	247.50					
Consumption Item(Rs/Kg)								
Sugar(White)	214.00 - 215.00	214.50	216.00	-1.50				
Wheat Flour	155.00 - 176.00	165.50	164.00	1.50				
Eggs (Rs/Egg)								
Brown	33.00 - 33.00	33.00	33.00					
White	30.00 - 30.00	30.00	30.00					

Data Management Division
Hector Kobbekaduwa Agrarian
Research and Training Institute
P.O. Box 1522
Colombo.

Hector Kobbekaduwa Agrarian Research and Training Institute
Data Management Division

Variety	2025.07.04 Peliyagoda Market	2025.07.04 Kandy Market	2025.07.04 Dambulla Market	2025.07.03 Meegoda Market	2025.07.04 Norochchole Market	2025.07.04 Thambuththegama Market	2025.07.04 Keppetipola Market	2025.07.04 Nuwaraeliya Market	2025.07.04 Bandarawela Market	2025.07.03 Veyangoda Market
Up Country Vegetable										
Beans	400 - 450	300 - 350	300 - 350	400 - 450	-	480 - 550	400 - 450	460 - 500	450 - 480	450 - 540
Carrot	250 - 300	250 - 300	240 - 300	320 - 370	-	320 - 350	250 - 270	320 - 330	250 - 290	240 - 300
Leeks	180 - 200	160 - 200	170 - 200	180 - 240	-	220 - 250	160 - 200	200 - 210	170 - 190	180 - 230
Beet root	150 - 160	150 - 170	120 - 140	150 - 170	110 - 130	180 - 200	-	-	-	160 - 200
Beet root (N Eliya)	180 - 200	190 - 200	150 - 170	-	-	-	130 - 150	170 - 180	170 - 180	-
Knolkhol	50 - 80	70 - 100	80 - 110	100 - 150	-	-	60 - 80	70 - 80	90 - 100	130 - 150
Raddish	60 - 80	80 - 100	40 - 60	100 - 140	30 - 40	70 - 80	60 - 70	60 - 80	60 - 70	80 - 110
Cabbage (N'Eliya)	210 - 220	-	210 - 220	-	-	-	180 - 220	220 - 230	190 - 230	-
Cabbage (Kandy)	160 - 200	200 - 230	180 - 200	220 - 290	-	200 - 280	-	-	-	220 - 270
Tomato	60 - 80	70 - 90	70 - 80	80 - 130	-	70 - 80	50 - 60	40 - 60	50 - 70	80 - 120
Low country Vegetable										
Ladies Fingers	50 - 80	80 - 90	70 - 80	80 - 110	50 - 60	70 - 90	-	-	100 - 110	80 - 110
Brinjals	300 - 400	250 - 300	280 - 350	320 - 380	230 - 250	200 - 250	250 - 300	-	250 - 320	300 - 380
Capsicum	350 - 400	400 - 450	400 - 500	480 - 550	-	480 - 550	450 - 500	580 - 620	430 - 480	300 - 380
Pumpkin	80 - 120	100 - 120	70 - 100	110 - 130	80 - 100	100 - 120	120 - 130	-	120 - 130	130 - 140
Cucumber	50 - 80	50 - 60	35 - 45	50 - 70	30 - 40	30 - 40	70 - 80	-	60 - 70	50 - 80
Bitter Gourd	300 - 380	280 - 300	250 - 300	300 - 360	320 - 350	230 - 280	-	-	300 - 330	320 - 360
Snake Gourd	150 - 160	120 - 130	80 - 110	130 - 200	80 - 100	90 - 110	-	-	130 - 140	140 - 170
Drumstick	300 - 500	400 650	-	-	450 - 500	-	350 - 360	-	380 - 450	-
Luffa	60 - 100	100 - 120	80 - 100	120 - 160	100 - 150	70 - 80	-	-	120 - 130	140 - 220
Long Beans	150 - 180	120 - 130	120 - 180	100 - 180	50 - 80	70 - 90	-	-	130 - 150	100 - 180
Ash Plantains	60 - 100	70 - 100	50 - 60	70 - 90	30 - 50	60 - 70	-	-	60 - 70	70 - 90
Green Chillies	400 - 500	400 - 500	380 - 450	480 - 600	400 - 450	450 - 500	500 - 550	-	480 - 540	480 - 560
Lime	200 - 250	200 - 220	150 - 180	180 - 220	-	130 - 150	-	-	220 - 240	170 - 220
Sweet Potatoe	150 - 180	150 - 160	100 - 130	140 - 160	-	120 - 130	150 - 160	-	150 - 160	140 - 150
Manioc	80 - 100	80 - 100	70 - 90	100 - 110	70 - 80	80 - 100	80 - 90	-	-	100 - 120
Eggplant	250 - 280	230 - 250	250 - 280	300 - 340	150 - 200	160 - 220			220 - 250	280 - 350
Potato(Imported)	150 - 200	155 - 170	140 - 160	150 - 175	-	160 - 165	-	-	150 - 165	150 - 165
Potato (Welimada)	-	-	-	-	-	-	240 - 260	-	250 - 260	-
Potato (Nuwaraeliya)	260 - 280	270 - 290	260 - 270	275 - 290	-	-	-	260 - 270	-	290 - 310
B'Onion Imported	60 - 110	85 - 115	70 - 100	75 - 110	-	85 - 110	90 - 115	-	85 - 115	75 - 115
Big-onion Local	-	-	-	-	-	-	-	-	-	-
Banana										
Ambul(Rs/Kg)	70 - 100	70 - 100								-
Kolikuttu	180 - 220	200 - 210								-
Seeni	70 - 100	80 - 100								-
Anamalu (Rs/Fruits)	26 - 28	-								-
Papaya (Rs/Kg)	120 - 150	110 - 120								-
Passion Fruits(Rs/Fruit	65 - 75									-
Other Fruits (Rs/Fruit)										
Pineapple - Large	430 - 450									
- Medium	320 - 350									-
- Small	250 - 280									-
Mango - Betti	60 - 70									
- Karathakolo	300 - 350									-
Woodapple	120 - 150									-
Avocado	100 - 130									-
Orange	100 - 130									-

Data Management Division
Hector Kobbekaduwa Agrarian
Research and Training Institute
P.O. Box 1522

හෙක්ටර් කොබ්බෑකඩුව ගොවිකටයුතු පර්යේෂණ හා පුහුණු කිරීමේ ආයතනය

Hector Kobbekaduwa Agrarian Research and Training Institute

දත්ත කළමනාකරණ අංශය

තොග මිල ගණන් (කිලෝවකට රුපියල්)

Wholesale Prices (Rs/Kg)

වර්ගය	2025.07.04 පැලියගොඩ වෙළඳපොළ	2025.07.04 මහනුවර වෙළඳපොළ	2025.07.04 දඹුල්ල වෙළඳපොළ	2025.07.03 මීගොඩ වෙළඳපොළ	2025.07.04 නොරොච්චෝලේ වෙළඳපොළ	2025.07.04 තඹුත්තේගම වෙළඳපොළ	2025.07.04 කෑප්පෙටිපොළ වෙළඳපොළ	2025.07.04 නුවරඑළිය වෙළඳපොළ	2025.07.04 බණ්ඩාරවෙල වෙළඳපොළ	2025.07.03 වේයන්ගොඩ වෙළඳපොළ
උඩරට එළවළු										
බෝංචි	400 - 450	300 - 350	300 - 350	400 - 450	-	480 - 550	400 - 450	460 - 500	450 - 480	450 - 540
කැරට්	250 - 300	250 - 300	240 - 300	320 - 370	-	320 - 350	250 - 270	320 - 330	250 - 290	240 - 300
ලීක්ස්	180 - 200	160 - 200	170 - 200	180 - 240	-	220 - 250	160 - 200	200 - 210	170 - 190	180 - 230
බීට්රූට්	150 - 160	150 - 170	120 - 140	150 - 170	110 - 130	180 - 200	-	-	-	160 - 200
බීට්රූට් (නුවරඑළිය)	180 - 200	190 - 200	150 - 170	-	-	-	130 - 150	170 - 180	170 - 180	-
නෝකෝල්	50 - 80	70 - 100	80 - 110	100 - 150	-	-	60 - 80	70 - 80	90 - 100	130 - 150
රාබු	60 - 80	80 - 100	40 - 60	100 - 140	30 - 40	70 - 80	60 - 70	60 - 80	60 - 70	80 - 110
ගෝවා (නුවරඑළිය)	210 - 220	-	210 - 220	-	-	-	180 - 220	220 - 230	190 - 230	-
ගෝවා (නුවර)	160 - 200	200 - 230	180 - 200	220 - 290	-	200 - 280	-	-	-	220 - 270
තක්කාලි	60 - 80	70 - 90	70 - 80	80 - 130	-	70 - 80	50 - 60	40 - 60	50 - 70	80 - 120
පහතරට එළවළු										
බණ්ඩක්කා	50 - 80	80 - 90	70 - 80	80 - 110	50 - 60	70 - 90	-	-	100 - 110	80 - 110
වම්බටු	300 - 400	250 - 300	280 - 350	320 - 380	230 - 250	200 - 250	250 - 300	-	250 - 320	300 - 380
මාළු මිරිස්	350 - 400	400 - 450	400 - 500	480 - 550	-	480 - 550	450 - 500	580 - 620	430 - 480	300 - 380
වට්ටක්කා	80 - 120	100 - 120	70 - 100	110 - 130	80 - 100	100 - 120	120 - 130	-	120 - 130	130 - 140
පිපිඤ්ඤා	50 - 80	50 - 60	35 - 45	50 - 70	30 - 40	30 - 40	70 - 80	-	60 - 70	50 - 80
කරවිල	300 - 380	280 - 300	250 - 300	300 - 360	320 - 350	230 - 280	-	-	300 - 330	320 - 360
පතෝල	150 - 160	120 - 130	80 - 110	130 - 200	80 - 100	90 - 110	-	-	130 - 140	140 - 170
මුරුංගා	300 - 500	400 650	-	-	450 - 500	-	350 - 360	-	380 - 450	-
වැටකොළු	60 - 100	100 - 120	80 - 100	120 - 160	100 - 150	70 - 80	-	-	120 - 130	140 - 220
මෑකරල්	150 - 180	120 - 130	120 - 180	100 - 180	50 - 80	70 - 90	-	-	130 - 150	100 - 180
අළු කෙසෙල්	60 - 100	70 - 100	50 - 60	70 - 90	30 - 50	60 - 70	-	-	60 - 70	70 - 90
අමු මිරිස්	400 - 500	400 - 500	380 - 450	480 - 600	400 - 450	450 - 500	500 - 550	-	480 - 540	480 - 560
දෙහි	200 - 250	200 - 220	150 - 180	180 - 220	-	130 - 150	-	-	220 - 240	170 - 220
බතල	150 - 180	150 - 160	100 - 130	140 - 160	-	120 - 130	150 - 160	-	150 - 160	140 - 150
මඤ්ඤොක්කා	80 - 100	80 - 100	70 - 90	100 - 110	70 - 80	80 - 100	80 - 90	-	-	100 - 120
එළබටු	250 - 280	230 - 250	250 - 280	300 - 340	150 - 200	160 - 220			220 - 250	280 - 350
අර්තාපල් (ආනයනික)	150 - 200	155 - 170	140 - 160	150 - 175	-	160 - 165	-	-	150 - 165	150 - 165
අර්තාපල් (වැලිමඩ)	-	-	-	-	-	-	240 - 260	-	250 - 260	-
අර්තාපල් (නුවරඑළිය)	260 - 280	270 - 290	260 - 270	275 - 290	-	-	-	260 - 270	-	290 - 310
ලොකුළූණු (ආනයනික)	60 - 110	85 - 115	70 - 100	75 - 110	-	85 - 110	90 - 115	-	85 - 115	75 - 115
ලොකුළූණු දේශීය	-	-	-	-	-	-	-	-	-	-
කෙසෙල්										
ඇඹුල් (කිලෝවකට)	70 - 100	70 - 100								-
කෝලිකුට්ටු (කිලෝවකට)	180 - 220	200 - 210								-
සීනි (කිලෝවකට)	70 - 100	80 - 100								-
ආනමාළු (එකකට රු.)	26 - 28	-								-
ගස්ලබු (කිලෝවකට))	120 - 150	110 - 120								-
වැල්දොඩම් (එකකට රු.)	65 - 75									-
පළතුරු (එකකට රු.)										
අන්නාස -ලොකු ප්‍රමාණය	430 - 450									
- මධ්‍යම ප්‍රමාණය	320 - 350									-
- කුඩා ප්‍රමාණය	250 - 280									-
අඹ - බෙට්ටි	60 - 70									
-කර්තකොලොම්බන්	300 - 350									-
දිවුල්	120 - 150									-
අලිපේර	100 - 130									-
දොඩම්	100 - 130									-

Note:
Usually, the price collection for Veyangoda and Meegoda wholesale markets is done the previous day between 6.00 pm and 8.30 pm, and for all other wholesale markets, the price collection is done between 7.00 am and 2.00 pm.

Data Management Division
Hector Kobbekaduwa Agrarian Research and Training Institute
P.O. Box 1522
Colombo.

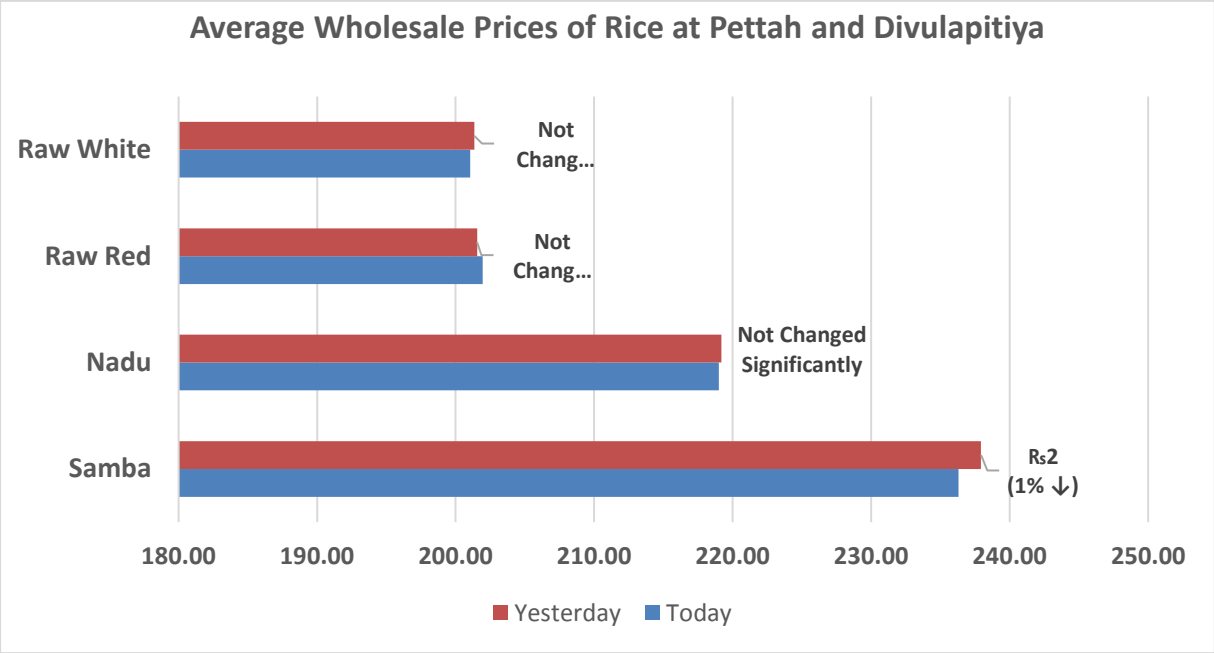
Average Wholesale Prices of Rice at Pettah and Divulapitiya
Raw White
Raw Red
Nadu
Samba
Not Chang...
Not Chang...
Not Changed Significantly
Rs2 (1% ↓)
180.00
190.00
200.00
210.00
220.00
230.00
240.00
250.00
Yesterday
Today

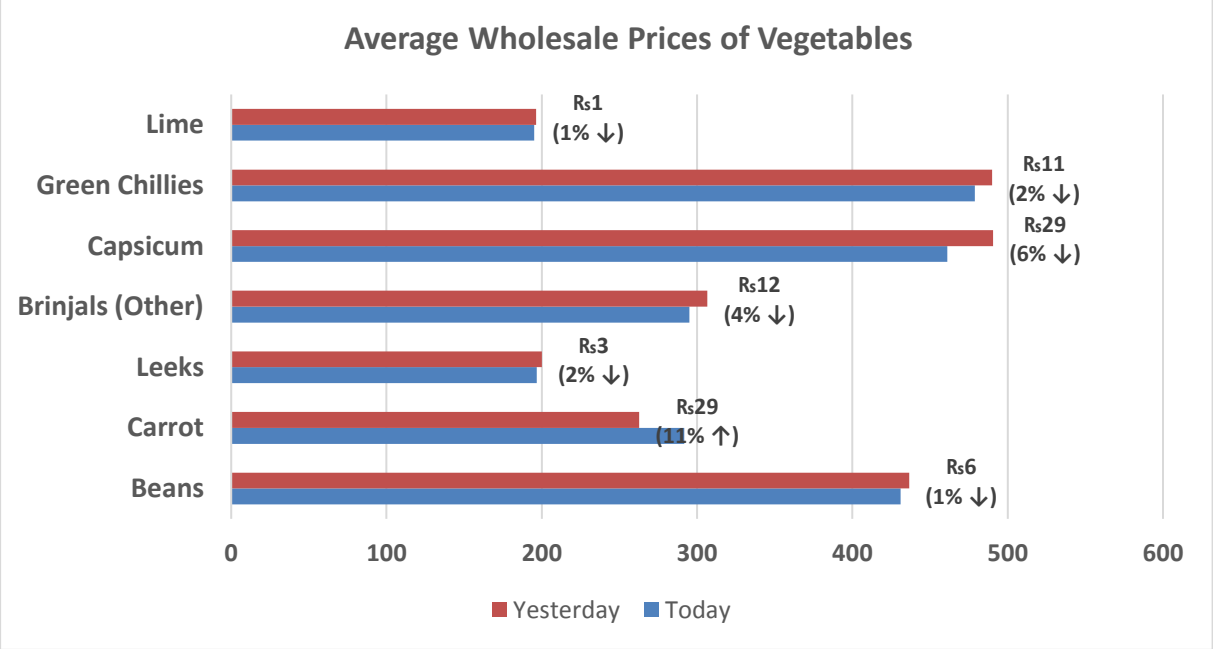
Average Wholesale Prices of Vegetables
Lime
Green Chillies
Capsicum
Brinjals (Other)
Leeks
Carrot
Beans
Rs1 (1% ↓)
Rs11 (2% ↓)
Rs29 (6% ↓)
Rs12 (4% ↓)
Rs3 (2% ↓)
Rs29 (11% ↑)
Rs6 (1% ↓)
0
100
200
300
400
500
600
Yesterday
Today

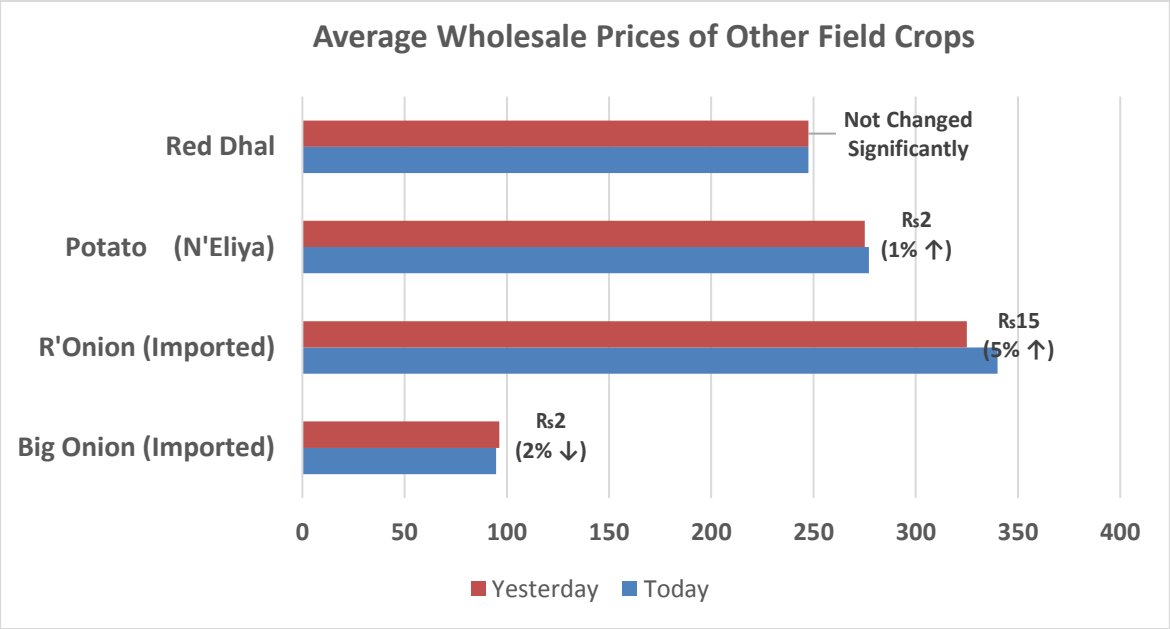
Average Wholesale Prices of Other Field Crops
Red Dhal
Potato (N'Eliya)
R'Onion (Imported)
Big Onion (Imported)
Not Changed Significantly
Rs2 (1% ↑)
Rs15 (5% ↑)
Rs2 (2% ↓)
0
50
100
150
200
250
300
350
400
Yesterday
Today

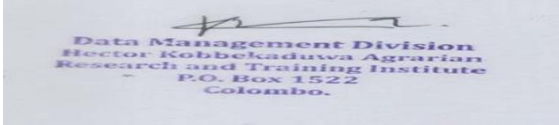
Data Management Division
Hector Kobbekaduwa Agrarian
Research and Training Institute
P.O. Box 1522
Colombo.