Hector Kobbekaduwa Agrarian Research and Training Institute
Data Management Division
(Wholesale Prices of Rice & Subsidiary Food Crops)

2025.07.08

Item	Pettah				Marandagahamula			
	Range	Average		Change *	Range	Average		Change *
	2025.07.08	2025.07.08	2025.07.07		2025.07.08	2025.07.08	2025.07.07	
Rice (Rs/kg)								
Samba 1	235.00 - 240.00	237.00	237.00		242.00 - 245.00	244.00	243.00	1.00
Samba 2	230.00 - 232.00	231.00	231.50	-0.50	232.00 - 235.00	233.60	233.60	
Keeri Samba	260.00 - 300.00	280.00	285.00	-5.00	260.00 - 274.00	268.40	267.20	1.20
Nadu 1	215.00 - 220.00	217.00	223.50	-6.50	221.00 - 225.00	223.00	222.80	0.20
Nadu 2	210.00 - 212.00	210.50	218.50	-8.00	208.00 - 212.00	210.20	209.80	0.40
Raw red	200.00 - 210.00	205.00	196.25	8.75	200.00 - 202.00	200.80	200.80	
Raw White	200.00 - 210.00	205.00	201.25	3.75	194.00 - 208.00	200.00	201.60	-1.60
Imported Rice								
Ponne Samba	235.00 - 240.00	237.50	237.50		-			
Nadu	-				-			
Raw White	205.00 - 210.00	207.50	207.50		-			
Raw red								
Subsidiary Food Crops								
Dried Chillies (Rs/Kg)								
Imported	600.00 - 650.00	625.00	625.00					
Local								
Onion (Rs/Kg)								
Sinnan	-							
Vedalan	400.00 - 450.00	425.00	425.00					
Imported	320.00 - 330.00	325.00	340.00	-15.00				
Big Onion								
Imported	60.00 - 100.00	80.00	85.00	-5.00				
Local	-							
Potatoes (Rs/Kg)								
Welimada	-							
Nuwaraeliya	300.00 - 320.00	310.00	295.00	15.00				
Imported	150.00 - 160.00	155.00	160.00	-5.00				
Pulses (Rs/Kg)								
Green Gram	700.00 - 750.00	725.00	750.00	-25.00				
Cowpea (White)	800.00 - 850.00	825.00	825.00					
Red Dhal	240.00 - 245.00	242.50	245.00	-2.50				
Consumption Item(Rs/Kg)								
Sugar(White)	210.00 - 212.00	211.00	214.00	-3.00				
Wheat Flour	153.00 - 175.00	164.00	165.00	-1.00				
Eggs (Rs/Egg)								
Brown	32.00 - 32.00	32.00	33.00	-1.00				
White	30.00 - 30.00	30.00	30.00					

Data Management Division
Hector Kobbekaduwa Agrarian
Research and Training Institute
P.O. Box 1522
Colombo.

Hector Kobbekaduwa Agrarian Research and Training Institute
Data Management Division

Variety	2025.07.08 Peliyagoda Market	2025.07.08 Kandy Market	2025.07.08 Dambulla Market	2025.07.07 Meegoda Market	2025.07.08 Norochchole Market	2025.07.08 Thambuththegama Market	2025.07.08 Keppetipola Market	2025.07.08 Nuwaraeliya Market	2025.07.08 Bandarawela Market	2025.07.07 Veyangoda Market
Up Country Vegetable										
Beans	400 - 450	350 - 380	300 - 350	400 - 460	-	430 - 500	350 - 380	360 - 380	340 - 370	420 - 460
Carrot	260 - 300	300 - 320	250 - 280	330 - 370	-	350 - 380	250 - 280	270 - 380	260 - 300	300 - 360
Leeks	160 - 180	150 - 170	150 - 180	180 - 210	-	190 - 230	140 - 150	170 - 180	150 - 170	170 - 200
Beet root	100 - 120	120 - 150	100 - 130	130 - 150	100 - 120	160 - 180	-	-	-	120 - 150
Beet root (N Eliya)	150 - 180	150 - 170	120 - 140	-	-	-	150 - 160	160 - 180	180 - 190	-
Knolkhol	60 - 100	70 - 80	70 - 90	120 - 150	-	-	70 - 100	80 - 100	100 - 110	100 - 150
Raddish	50 - 70	80 - 90	40 - 50	100 - 140	20 - 50	70 - 80	50 - 70	60 - 80	70 - 80	100 - 130
Cabbage (N'Eliya)	240 - 250	270 - 280	-	-	-	-	180 - 220	240 - 250	200 - 220	-
Cabbage (Kandy)	200 - 220	220 - 250	180 - 230	280 - 320	-	280 - 330	-	-	-	240 - 300
Tomato	70 - 80	50 - 60	50 - 60	70 - 100	-	60 - 100	30 - 40	30 - 50	30 - 40	70 - 90
Low country Vegetable										
Ladies Fingers	50 - 80	70 - 80	70 - 90	80 - 100	50 - 60	60 - 80	-	-	80 - 100	80 - 110
Brinjals	280 - 400	300 - 350	260 - 320	340 - 390	230 - 250	250 - 330	280 - 320	-	270 - 320	320 - 380
Capsicum	350 - 400	500 - 550	450 - 480	470 - 520	-	450 - 520	450 - 480	480 - 500	450 - 500	450 - 550
Pumpkin	80 - 100	85 - 100	70 - 90	100 - 130	-	75 - 85	110 - 120	-	100 - 120	110 - 130
Cucumber	40 - 60	60 - 70	40 - 50	60 - 90	30 - 40	30 - 40	70 - 80	-	60 - 70	50 - 80
Bitter Gourd	300 - 350	200 - 250	220 - 250	270 - 330	280 - 320	200 - 250	-	-	280 - 300	250 - 300
Snake Gourd	120 - 160	100 - 120	80 - 100	130 - 180	60 - 80	100 - 110	-	-	140 - 150	130 - 140
Drumstick	300 - 500	350 600	-	500 - 530	350 - 450	-	280 - 300	-	300 - 400	-
Luffa	80 - 120	120 - 130	80 - 90	130 - 170	120 - 150	70 - 100	-	-	120 - 130	120 - 200
Long Beans	180 - 250	150 - 200	120 - 160	180 - 250	120 - 150	150 - 170	-	-	120 - 150	160 - 200
Ash Plantains	60 - 80	70 - 80	50 - 70	70 - 90	-	60 - 70	-	-	70 - 80	80 - 100
Green Chillies	300 - 350	400 - 450	350 - 420	450 - 500	350 - 400	400 - 430	500 - 550	-	500 - 530	400 - 550
Lime	200 - 250	200 - 220	160 - 180	180 - 220	-	150 - 160	-	-	200 - 230	180 - 200
Sweet Potatoe	160 - 200	150 - 160	100 - 130	120 - 140	-	120 - 130	160 - 170	-	140 - 150	120 - 140
Manioc	80 - 100	80 - 90	70 - 90	100 - 110	70 - 90	70 - 90	80 - 90	-	-	100 - 120
Eggplant	250 - 260	200 - 230	220 - 250	280 - 340	180 - 250	180 - 220			220 - 250	280 - 350
Potato(Imported)	150 - 160	155 - 165	140 - 150	150 - 180	-	155 - 165	-	-	160 - 175	145 - 165
Potato (Welimada)	-	-	-	270 - 280	-	-	250 - 260	-	250 - 270	270 - 280
Potato (Nuwaraeliya)	300 - 320	290 - 310	250 - 260	290 - 300	-	-	-	280 - 290	-	290 - 310
B'Onion Imported	60 - 100	80 - 115	75 - 100	70 - 100	-	70 - 110	90 - 115	-	80 - 115	65 - 108
Big-onion Local	-	-	-	-	-	-	-	-	-	-
Banana										
Ambul(Rs/Kg)	70 - 100	90 - 100								-
Kolikuttu	180 - 200	210 - 220								-
Seeni	70 - 100	90 - 110								-
Anamalu (Rs/Fruits)	25 - 28	-								-
Papaya (Rs/Kg)	100 - 150	150 - 160								-
Passion Fruits(Rs/Fruit	60 - 70									-
Other Fruits (Rs/Fruit)										
Pineapple - Large	400 - 450									
- Medium	300 - 350									-
- Small	240 - 270									-
Mango - Betti	60 - 65									
- Karathakolo	300 - 340									-
Woodapple	120 - 140									-
Avocado	100 - 120									-
Orange	100 - 120									-

Data Management Division
Hector Kobbekaduwa Agrarian
Research and Training Institute
P.O. Box 1522

හෙක්ටර් කොබ්බෑකඩුව ගොවිකටයුතු පර්යේෂණ හා පුහුණු කිරීමේ ආයතනය

Hector Kobbekaduwa Agrarian Research and Training Institute

දත්ත කළමනාකරණ අංශය

තොග මිල ගණන් (කිලෝවකට රුපියල්)

Wholesale Prices (Rs/Kg)

වර්ගය	2025.07.08 පැලියගොඩ වෙළඳපොළ	2025.07.08 මහනුවර වෙළඳපොළ	2025.07.08 දඹුල්ල වෙළඳපොළ	2025.07.07 මීගොඩ වෙළඳපොළ	2025.07.08 නොරොච්චෝලේ වෙළඳපොළ	2025.07.08 තඹුත්තේගම වෙළඳපොළ	2025.07.08 කැප්පෙටිපොළ වෙළඳපොළ	2025.07.08 නුවරඑළිය වෙළඳපොළ	2025.07.08 බණ්ඩාරවෙල වෙළඳපොළ	2025.07.07 වේයන්ගොඩ වෙළඳපොළ
උඩරට එළවළු										
බෝංචි	400 - 450	350 - 380	300 - 350	400 - 460	-	430 - 500	350 - 380	360 - 380	340 - 370	420 - 460
කැරට්	260 - 300	300 - 320	250 - 280	330 - 370	-	350 - 380	250 - 280	270 - 380	260 - 300	300 - 360
ලීක්ස්	160 - 180	150 - 170	150 - 180	180 - 210	-	190 - 230	140 - 150	170 - 180	150 - 170	170 - 200
බීට්රූට්	100 - 120	120 - 150	100 - 130	130 - 150	100 - 120	160 - 180	-	-	-	120 - 150
බීට්රූට් (නුවරඑළිය)	150 - 180	150 - 170	120 - 140	-	-	-	150 - 160	160 - 180	180 - 190	-
නෝකෝල්	60 - 100	70 - 80	70 - 90	120 - 150	-	-	70 - 100	80 - 100	100 - 110	100 - 150
රාබු	50 - 70	80 - 90	40 - 50	100 - 140	20 - 50	70 - 80	50 - 70	60 - 80	70 - 80	100 - 130
ගෝවා (නුවරඑළිය)	240 - 250	270 - 280	-	-	-	-	180 - 220	240 - 250	200 - 220	-
ගෝවා (නුවර)	200 - 220	220 - 250	180 - 230	280 - 320	-	280 - 330	-	-	-	240 - 300
තක්කාලි	70 - 80	50 - 60	50 - 60	70 - 100	-	60 - 100	30 - 40	30 - 50	30 - 40	70 - 90
පහතරට එළවළු										
බණ්ඩක්කා	50 - 80	70 - 80	70 - 90	80 - 100	50 - 60	60 - 80	-	-	80 - 100	80 - 110
වම්බටු	280 - 400	300 - 350	260 - 320	340 - 390	230 - 250	250 - 330	280 - 320	-	270 - 320	320 - 380
මාළු මිරිස්	350 - 400	500 - 550	450 - 480	470 - 520	-	450 - 520	450 - 480	480 - 500	450 - 500	450 - 550
වට්ටක්කා	80 - 100	85 - 100	70 - 90	100 - 130	-	75 - 85	110 - 120	-	100 - 120	110 - 130
පිපිඤ්ඤා	40 - 60	60 - 70	40 - 50	60 - 90	30 - 40	30 - 40	70 - 80	-	60 - 70	50 - 80
කරවිල	300 - 350	200 - 250	220 - 250	270 - 330	280 - 320	200 - 250	-	-	280 - 300	250 - 300
පතෝල	120 - 160	100 - 120	80 - 100	130 - 180	60 - 80	100 - 110	-	-	140 - 150	130 - 140
මුරුංගා	300 - 500	350 600	-	500 - 530	350 - 450	-	280 - 300	-	300 - 400	-
වැටකොළු	80 - 120	120 - 130	80 - 90	130 - 170	120 - 150	70 - 100	-	-	120 - 130	120 - 200
මෑකරල්	180 - 250	150 - 200	120 - 160	180 - 250	120 - 150	150 - 170	-	-	120 - 150	160 - 200
අළු කෙසෙල්	60 - 80	70 - 80	50 - 70	70 - 90	-	60 - 70	-	-	70 - 80	80 - 100
අමු මිරිස්	300 - 350	400 - 450	350 - 420	450 - 500	350 - 400	400 - 430	500 - 550	-	500 - 530	400 - 550
දෙහි	200 - 250	200 - 220	160 - 180	180 - 220	-	150 - 160	-	-	200 - 230	180 - 200
බතල	160 - 200	150 - 160	100 - 130	120 - 140	-	120 - 130	160 - 170	-	140 - 150	120 - 140
මඤ්ඤොක්කා	80 - 100	80 - 90	70 - 90	100 - 110	70 - 90	70 - 90	80 - 90	-	-	100 - 120
එළබටු	250 - 260	200 - 230	220 - 250	280 - 340	180 - 250	180 - 220			220 - 250	280 - 350
අර්තාපල් (ආනයනික)	150 - 160	155 - 165	140 - 150	150 - 180	-	155 - 165	-	-	160 - 175	145 - 165
අර්තාපල් (වැලිමඩ)	-	-	-	270 - 280	-	-	250 - 260	-	250 - 270	270 - 280
අර්තාපල් (නුවරඑළිය)	300 - 320	290 - 310	250 - 260	290 - 300	-	-	-	280 - 290	-	290 - 310
ලොකුළූණු (ආනයනික)	60 - 100	80 - 115	75 - 100	70 - 100	-	70 - 110	90 - 115	-	80 - 115	65 - 108
ලොකුළූණු දේශීය	-	-	-	-	-	-	-	-	-	-
කෙසෙල්										
ඇඹුල් (කිලෝවකට)	70 - 100	90 - 100								-
කෝලිකුට්ටු (කිලෝවකට)	180 - 200	210 - 220								-
සීනි (කිලෝවකට)	70 - 100	90 - 110								-
ආනමාළු (එකකට රු.)	25 - 28	-								-
ගස්ලබු (කිලෝවකට))	100 - 150	150 - 160								-
වැල්දොඩම් (එකකට රු.)	60 - 70									-
පළතුරු (එකකට රු.)										
අන්නාස -ලොකු ප්‍රමාණය	400 - 450									
- මධ්‍යම ප්‍රමාණය	300 - 350									-
- කුඩා ප්‍රමාණය	240 - 270									-
අඹ - බෙට්ටි	60 - 65									
-කර්තකොලොම්බන්	300 - 340									-
දිවුල්	120 - 140									-
අලිපේර	100 - 120									-
දොඩම්	100 - 120									-

Note:
Usually, the price collection for Veyangoda and Meegoda wholesale markets is done the previous day between 6.00 pm and 8.30 pm, and for all other wholesale markets, the price collection is done between 7.00 am and 2.00 pm.

Data Management Division
Hector Kobbekaduwa Agrarian
Research and Training Institute
P.O. Box 1522
Colombo.

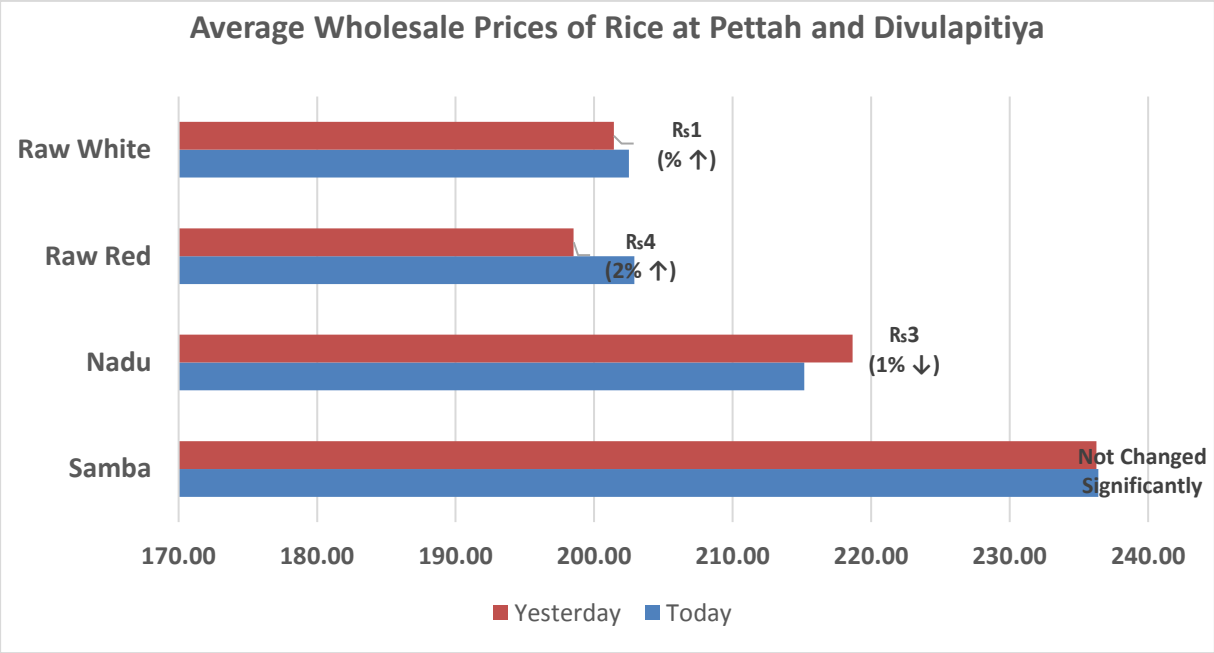
Average Wholesale Prices of Rice at Pettah and Divulapitiya
Raw White
Raw Red
Nadu
Samba
Rs1
(% ↑)
Rs4
(2% ↑)
Rs3
(1% ↓)
Not Changed
Significantly
170.00
180.00
190.00
200.00
210.00
220.00
230.00
240.00
Yesterday
Today

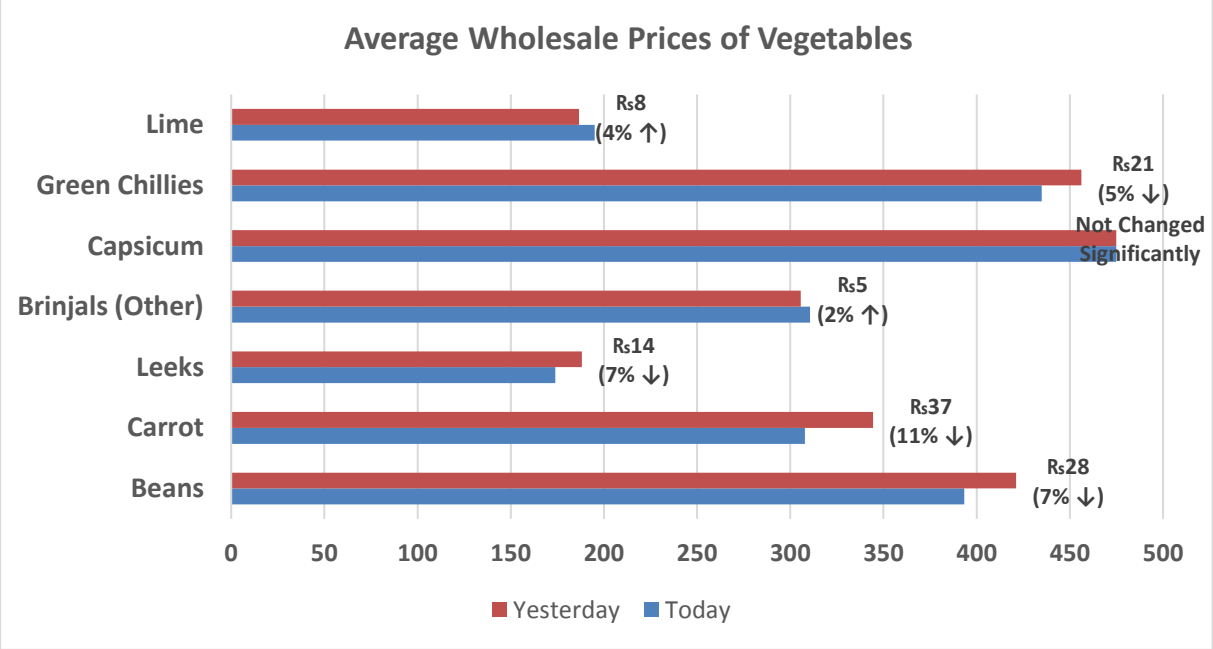
Average Wholesale Prices of Vegetables
Lime
Green Chillies
Capsicum
Brinjals (Other)
Leeks
Carrot
Beans
Rs8
(4% ↑)
Rs21
(5% ↓)
Not Changed
Significantly
Rs5
(2% ↑)
Rs14
(7% ↓)
Rs37
(11% ↓)
Rs28
(7% ↓)
0
50
100
150
200
250
300
350
400
450
500
Yesterday
Today

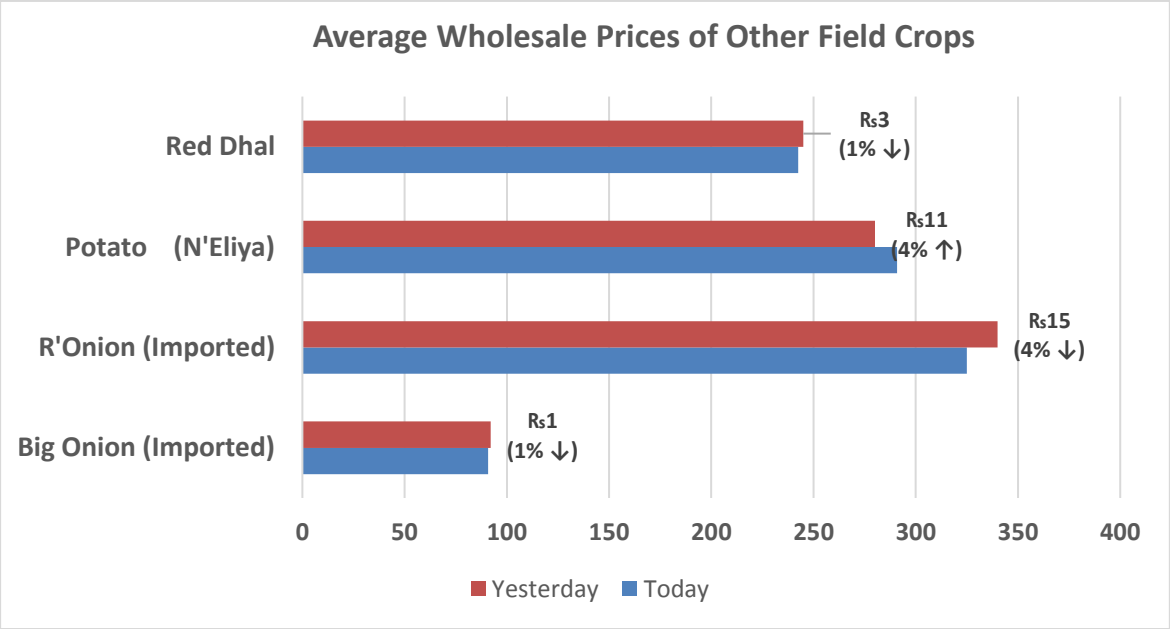
Average Wholesale Prices of Other Field Crops
Red Dhal
Potato (N'Eliya)
R'Onion (Imported)
Big Onion (Imported)
Rs3
(1% ↓)
Rs11
(4% ↑)
Rs15
(4% ↓)
Rs1
(1% ↓)
0
50
100
150
200
250
300
350
400
Yesterday
Today

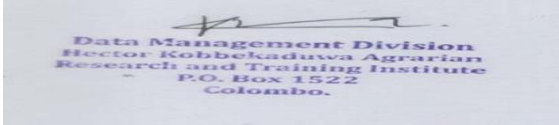
Data Management Division
Hector Kobbekaduwa Agrarian
Research and Training Institute
P.O. Box 1522
Colombo.