# Hector Kobbekaduwa Agrarian Research and Training Institute
## Data Management Division
**(Wholesale Prices of Rice & Subsidiary Food Crops)**

**2025.07.22**

| Item | Pettah | | | | Marandagahamula | | | |
|---|---|---|---|---|---|---|---|---|
| | Range | Average | | Change * | Range | Average | | Change * |
| | 2025.07.22 | 2025.07.22 | 2025.07.21 | | 2025.07.22 | 2025.07.22 | 2025.07.21 | |
| **Rice (Rs/kg)** | | | | | | | | |
| Samba 1 | 235.00 - 240.00 | 236.00 | 237.00 | -1.00 | 240.00 - 246.00 | 243.60 | 242.60 | 1.00 |
| Samba 2 | 230.00 - 232.00 | 231.00 | 231.00 | | 229.00 - 234.00 | 231.00 | 230.80 | 0.20 |
| Keeri Samba | 260.00 - 300.00 | 280.00 | 280.00 | | 254.00 - 270.00 | 261.60 | 263.80 | -2.20 |
| Nadu 1 | 210.00 - 215.00 | 212.00 | 212.00 | | 220.00 - 225.00 | 222.80 | 222.40 | 0.40 |
| Nadu 2 | 205.00 - 208.00 | 207.25 | 206.50 | 0.75 | 200.00 - 204.00 | 202.40 | 202.20 | 0.20 |
| Raw red | 190.00 - 200.00 | 197.00 | 196.00 | 1.00 | 190.00 - 200.00 | 195.20 | 194.40 | 0.80 |
| Raw White | 190.00 - 200.00 | 195.00 | 199.00 | -4.00 | 190.00 - 202.00 | 196.60 | 194.40 | 2.20 |
| ***Imported Rice*** | | | | | | | | |
| Ponne Samba | - | | | | - | | | |
| Nadu | - | | | | - | | | |
| Raw White | 205.00 - 210.00 | 207.50 | 207.50 | | - | | | |
| Raw red | | | | | | | | |
| **Subsidiary Food Crops** | | | | | | | | |
| ***Dried Chillies (Rs/Kg)*** | | | | | | | | |
| Imported | 500.00 - 560.00 | 530.00 | 530.00 | | | | | |
| Local | | | | | | | | |
| ***Onion (Rs/Kg)*** | | | | | | | | |
| Sinnan | - | | | | | | | |
| Vedalan | 320.00 - 340.00 | 330.00 | 310.00 | 20.00 | | | | |
| Imported | 280.00 - 300.00 | 290.00 | 310.00 | -20.00 | | | | |
| ***Big Onion*** | | | | | | | | |
| Imported | 60.00 - 105.00 | 82.50 | 87.50 | -5.00 | | | | |
| Local | - | | | | | | | |
| **Potatoes (Rs/Kg)** | | | | | | | | |
| Welimada | - | | | | | | | |
| Nuwaraeliya | 350.00 - 350.00 | 350.00 | 350.00 | | | | | |
| Imported | 160.00 - 170.00 | 165.00 | 158.75 | 6.25 | | | | |
| ***Pulses (Rs/Kg)*** | | | | | | | | |
| Green Gram | 700.00 - 800.00 | 750.00 | 700.00 | 50.00 | | | | |
| Cowpea (White) | 850.00 - 900.00 | 875.00 | 800.00 | 75.00 | | | | |
| Red Dhal | 240.00 - 250.00 | 245.00 | 247.50 | -2.50 | | | | |
| **Consumption Item(Rs/Kg)** | | | | | | | | |
| Sugar(White) | 207.00 - 210.00 | 208.50 | 210.00 | -1.50 | | | | |
| Wheat Flour | 150.00 - 175.00 | 162.50 | 162.50 | | | | | |
| **Eggs (Rs/Egg)** | | | | | | | | |
| Brown | 29.00 - 30.00 | 29.50 | 28.50 | 1.00 | | | | |
| White | 26.00 - 28.00 | 27.00 | 26.50 | 0.50 | | | | |

Data Management Division
Hector Kobbekaduwa Agrarian
Research and Training Institute
P.O. Box 1522
Colombo.

# Hector Kobbekaduwa Agrarian Research and Training Institute
## Data Management Division

| Variety | 2025.07.22 Peliyagoda Market | 2025.07.22 Kandy Market | 2025.07.22 Dambulla Market | 2025.07.21 Meegoda Market | 2025.07.22 Norochchole Market | 2025.07.22 Thambuththegama Market | 2025.07.22 Keppetipola Market | 2025.07.22 Nuwaraeliya Market | 2025.07.22 Bandarawela Market | 2025.07.21 Veyangoda Market |
|---|---|---|---|---|---|---|---|---|---|---|
| **Up Country Vegetable** | | | | | | | | | | |
| Beans | 450 - 500 | 400 - 450 | 400 - 450 | 520 - 560 | - | 450 - 550 | 450 - 500 | 480 - 520 | 420 - 460 | 480 - 550 |
| Carrot | 200 - 250 | 270 - 300 | 240 - 300 | 300 - 340 | - | 310 - 350 | 250 - 300 | 270 - 280 | 270 - 300 | 270 - 340 |
| Leeks | 120 - 130 | 130 - 150 | 120 - 150 | 140 - 170 | - | 170 - 200 | 100 - 120 | 140 - 150 | 120 - 140 | 150 - 180 |
| Beet root | 70 - 120 | 80 - 90 | 60 - 90 | 80 - 100 | 40 - 50 | 100 - 130 | - | - | - | 90 - 110 |
| Beet root (N Eliya) | - | 120 - 130 | 100 - 110 | - | - | - | 80 - 120 | 140 - 150 | 120 - 130 | - |
| Knolkhol | 80 - 120 | 70 - 80 | 100 - 120 | 100 - 140 | - | - | 80 - 100 | 90 - 110 | 60 - 80 | 120 - 150 |
| Raddish | 50 - 60 | 70 - 90 | 50 - 60 | 110 - 150 | 20 - 50 | 70 - 80 | 60 - 70 | 60 - 90 | 60 - 70 | 80 - 100 |
| Cabbage (N'Eliya) | 190 - 200 | 190 - 200 | - | - | - | - | 120 - 150 | 180 - 190 | 120 - 140 | - |
| Cabbage (Kandy) | 150 - 180 | 150 - 170 | 140 - 180 | 200 - 240 | - | 200 - 260 | - | - | - | 180 - 220 |
| Tomato | 100 - 120 | 80 - 90 | 75 - 100 | 100 - 140 | - | 70 - 90 | 80 - 100 | 90 - 120 | 70 - 90 | 100 - 120 |
| **Low country Vegetable** | | | | | | | | | | |
| Ladies Fingers | 50 - 80 | 60 - 70 | 70 - 90 | 60 - 90 | 40 - 60 | 45 - 50 | - | - | 60 - 70 | 60 - 90 |
| Brinjals | 200 - 250 | 200 - 250 | 180 - 230 | 220 - 260 | 180 - 220 | 230 - 280 | 240 - 260 | - | 200 - 250 | 200 - 270 |
| Capsicum | 450 - 500 | 550 - 580 | 450 - 500 | 460 - 530 | - | 440 - 460 | 550 - 600 | 560 - 600 | 500 - 550 | 400 - 530 |
| Pumpkin | 60 - 100 | 50 - 60 | 35 - 45 | 50 - 70 | 40 - 50 | 45 - 60 | 70 - 80 | - | 60 - 80 | 60 - 65 |
| Cucumber | 50 - 80 | 50 - 60 | 40 - 50 | 50 - 80 | 10 - 40 | 30 - 35 | 60 - 80 | - | 60 - 70 | 50 - 70 |
| Bitter Gourd | 180 - 250 | 130 - 150 | 150 - 180 | 180 - 230 | 230 - 260 | 130 - 150 | - | - | 200 - 230 | 180 - 220 |
| Snake Gourd | 100 - 150 | 80 - 90 | 80 - 100 | 150 - 170 | 70 - 90 | 90 - 110 | - | - | 120 - 130 | 120 - 140 |
| Drumstick | - | 200 300 | 200 - 230 | 260 - 290 | 150 - 220 | 270 - 300 | 180 - 200 | - | 180 - 240 | 250 - 320 |
| Luffa | 100 - 120 | 120 - 130 | 120 - 140 | 120 - 150 | 80 - 120 | 60 - 70 | - | - | 120 - 130 | 120 - 150 |
| Long Beans | 180 - 250 | 220 - 240 | 130 - 180 | 200 - 250 | 80 - 180 | 180 - 220 | - | - | 180 - 200 | 180 - 220 |
| Ash Plantains | 50 - 70 | 70 - 90 | 40 - 60 | 70 - 90 | - | 40 - 50 | - | - | 70 - 80 | 80 - 100 |
| Green Chillies | 200 - 300 | 300 - 350 | 250 - 300 | 360 - 420 | 350 - 400 | 300 - 350 | 500 - 550 | - | 400 - 450 | 330 - 400 |
| Lime | 160 - 200 | 150 - 170 | 140 - 160 | 180 - 200 | - | 140 - 160 | - | - | 200 - 220 | 180 - 200 |
| Sweet Potatoe | 100 - 130 | 130 - 140 | 100 - 110 | 120 - 130 | - | 120 - 140 | 150 - 160 | - | 140 - 160 | 120 - 140 |
| Manioc | 70 - 100 | 90 - 100 | 70 - 90 | 90 - 100 | 70 - 90 | 80 - 90 | 90 - 100 | - | - | 100 - 120 |
| Eggplant | 180 - 200 | 220 - 240 | 170 - 220 | 250 - 300 | 170 - 200 | 160 - 200 | | | 220 - 240 | 250 - 330 |
| Potato(Imported) | 160 - 170 | 160 - 170 | 140 - 160 | 155 - 170 | - | 160 - 175 | - | - | 150 - 180 | 158 - 170 |
| Potato (Welimada) | - | - | - | - | - | - | 280 - 300 | - | 280 - 300 | - |
| Potato (Nuwaraeliya) | 350 - 350 | 340 - 350 | 320 - 330 | 340 - 350 | - | - | - | 330 - 340 | - | 320 - 350 |
| B'Onion Imported | 60 - 105 | 80 - 110 | 60 - 100 | 60 - 105 | - | 70 - 100 | 80 - 110 | - | 70 - 105 | 65 - 107 |
| Big-onion Local | - | - | - | - | - | - | - | - | - | - |
| **Banana** | | | | | | | | | | |
| Ambul(Rs/Kg) | 80 - 120 | 60 - 90 | | | | | | | | - |
| Kolikuttu | 180 - 220 | 170 - 200 | | | | | | | | - |
| Seeni | 80 - 120 | 60 - 90 | | | | | | | | - |
| Anamalu (Rs/Fruits) | 26 - 30 | - | | | | | | | | - |
| Papaya (Rs/Kg) | 150 - 180 | 150 - 160 | | | | | | | | - |
| Passion Fruits(Rs/Fruit | 40 - 50 | | | | | | | | | - |
| **Other Fruits (Rs/Fruit)** | | | | | | | | | | |
| Pineapple - Large | 350 - 400 | | | | | | | | | |
| - Medium | 270 - 300 | | | | | | | | | - |
| - Small | 200 - 220 | | | | | | | | | - |
| Mango - Betti | - | | | | | | | | | |
| - Karathakolo | 250 - 300 | | | | | | | | | - |
| Woodapple | 100 - 110 | | | | | | | | | - |
| Avocado | 90 - 110 | | | | | | | | | - |
| Orange | 70 - 80 | | | | | | | | | - |

Data Management Division
Hector Kobbekaduwa Agrarian
Research and Training Institute
P.O. Box 1522

හෙක්ටර් කොබ්බෑකඩුව ගොවිකටයුතු පර්යේෂණ හා පුහුණු කිරීමේ ආයතනය

# Hector Kobbekaduwa Agrarian Research and Training Institute

දත්ත කළමනාකරණ අංශය

තොග මිල ගණන් (කිලෝවකට රුපියල්)

## Wholesale Prices (Rs/Kg)

| වර්ගය | 2025.07.22 පැලියගොඩ වෙළඳපොළ | 2025.07.22 මහනුවර වෙළඳපොළ | 2025.07.22 දඹුල්ල වෙළඳපොළ | 2025.07.21 මීගොඩ වෙළඳපොළ | 2025.07.22 නොරොච්චෝලේ වෙළඳපොළ | 2025.07.22 තඹුත්තේගම වෙළඳපොළ | 2025.07.22 කැප්පෙටිපොළ වෙළඳපොළ | 2025.07.22 නුවරඑළිය වෙළඳපොළ | 2025.07.22 බණ්ඩාරවෙල වෙළඳපොළ | 2025.07.21 වේයන්ගොඩ වෙළඳපොළ |
|---|---|---|---|---|---|---|---|---|---|---|
| *උඩරට එළවළු* | | | | | | | | | | |
| බෝංචි | 450 - 500 | 400 - 450 | 400 - 450 | 520 - 560 | - | 450 - 550 | 450 - 500 | 480 - 520 | 420 - 460 | 480 - 550 |
| කැරට් | 200 - 250 | 270 - 300 | 240 - 300 | 300 - 340 | - | 310 - 350 | 250 - 300 | 270 - 280 | 270 - 300 | 270 - 340 |
| ලීක්ස් | 120 - 130 | 130 - 150 | 120 - 150 | 140 - 170 | - | 170 - 200 | 100 - 120 | 140 - 150 | 120 - 140 | 150 - 180 |
| බීට්රූට් | 70 - 120 | 80 - 90 | 60 - 90 | 80 - 100 | 40 - 50 | 100 - 130 | - | - | - | 90 - 110 |
| බීට්රූට් (නුවරඑළිය) | - | 120 - 130 | 100 - 110 | - | - | - | 80 - 120 | 140 - 150 | 120 - 130 | - |
| නෝකෝල් | 80 - 120 | 70 - 80 | 100 - 120 | 100 - 140 | - | - | 80 - 100 | 90 - 110 | 60 - 80 | 120 - 150 |
| රාබු | 50 - 60 | 70 - 90 | 50 - 60 | 110 - 150 | 20 - 50 | 70 - 80 | 60 - 70 | 60 - 90 | 60 - 70 | 80 - 100 |
| ගෝවා (නුවරඑළිය) | 190 - 200 | 190 - 200 | - | - | - | - | 120 - 150 | 180 - 190 | 120 - 140 | - |
| ගෝවා (නුවර) | 150 - 180 | 150 - 170 | 140 - 180 | 200 - 240 | - | 200 - 260 | - | - | - | 180 - 220 |
| තක්කාලි | 100 - 120 | 80 - 90 | 75 - 100 | 100 - 140 | - | 70 - 90 | 80 - 100 | 90 - 120 | 70 - 90 | 100 - 120 |
| *පහතරට එළවළු* | | | | | | | | | | |
| බණ්ඩක්කා | 50 - 80 | 60 - 70 | 70 - 90 | 60 - 90 | 40 - 60 | 45 - 50 | - | - | 60 - 70 | 60 - 90 |
| වම්බටු | 200 - 250 | 200 - 250 | 180 - 230 | 220 - 260 | 180 - 220 | 230 - 280 | 240 - 260 | - | 200 - 250 | 200 - 270 |
| මාළු මිරිස් | 450 - 500 | 550 - 580 | 450 - 500 | 460 - 530 | - | 440 - 460 | 550 - 600 | 560 - 600 | 500 - 550 | 400 - 530 |
| වට්ටක්කා | 60 - 100 | 50 - 60 | 35 - 45 | 50 - 70 | 40 - 50 | 45 - 60 | 70 - 80 | - | 60 - 80 | 60 - 65 |
| පිපිඤ්ඤා | 50 - 80 | 50 - 60 | 40 - 50 | 50 - 80 | 10 - 40 | 30 - 35 | 60 - 80 | - | 60 - 70 | 50 - 70 |
| කරවිල | 180 - 250 | 130 - 150 | 150 - 180 | 180 - 230 | 230 - 260 | 130 - 150 | - | - | 200 - 230 | 180 - 220 |
| පතෝල | 100 - 150 | 80 - 90 | 80 - 100 | 150 - 170 | 70 - 90 | 90 - 110 | - | - | 120 - 130 | 120 - 140 |
| මුරුංගා | - | 200 300 | 200 - 230 | 260 - 290 | 150 - 220 | 270 - 300 | 180 - 200 | - | 180 - 240 | 250 - 320 |
| වැටකොළු | 100 - 120 | 120 - 130 | 120 - 140 | 120 - 150 | 80 - 120 | 60 - 70 | - | - | 120 - 130 | 120 - 150 |
| මෑකරල් | 180 - 250 | 220 - 240 | 130 - 180 | 200 - 250 | 80 - 180 | 180 - 220 | - | - | 180 - 200 | 180 - 220 |
| අළු කෙසෙල් | 50 - 70 | 70 - 90 | 40 - 60 | 70 - 90 | - | 40 - 50 | - | - | 70 - 80 | 80 - 100 |
| අමු මිරිස් | 200 - 300 | 300 - 350 | 250 - 300 | 360 - 420 | 350 - 400 | 300 - 350 | 500 - 550 | - | 400 - 450 | 330 - 400 |
| දෙහි | 160 - 200 | 150 - 170 | 140 - 160 | 180 - 200 | - | 140 - 160 | - | - | 200 - 220 | 180 - 200 |
| බතල | 100 - 130 | 130 - 140 | 100 - 110 | 120 - 130 | - | 120 - 140 | 150 - 160 | - | 140 - 160 | 120 - 140 |
| මඤ්ඤොක්කා | 70 - 100 | 90 - 100 | 70 - 90 | 90 - 100 | 70 - 90 | 80 - 90 | 90 - 100 | - | - | 100 - 120 |
| එළබටු | 180 - 200 | 220 - 240 | 170 - 220 | 250 - 300 | 170 - 200 | 160 - 200 | | | 220 - 240 | 250 - 330 |
| අර්තාපල් (ආනයනික) | 160 - 170 | 160 - 170 | 140 - 160 | 155 - 170 | - | 160 - 175 | - | - | 150 - 180 | 158 - 170 |
| අර්තාපල් (වැලිමඩ) | - | - | - | - | - | - | 280 - 300 | - | 280 - 300 | - |
| අර්තාපල් (නුවරඑළිය) | 350 - 350 | 340 - 350 | 320 - 330 | 340 - 350 | - | - | - | 330 - 340 | - | 320 - 350 |
| ලොකුළූණු (ආනයනික) | 60 - 105 | 80 - 110 | 60 - 100 | 60 - 105 | - | 70 - 100 | 80 - 110 | - | 70 - 105 | 65 - 107 |
| ලොකුළූණු දේශීය | - | - | - | - | - | - | - | - | - | - |
| *කෙසෙල්* | | | | | | | | | | |
| ඇඹුල් (කිලෝවකට) | 80 - 120 | 60 - 90 | | | | | | | | - |
| කෝලිකුට්ටු (කිලෝවකට) | 180 - 220 | 170 - 200 | | | | | | | | - |
| සීනි (කිලෝවකට) | 80 - 120 | 60 - 90 | | | | | | | | - |
| ආනමාළු (එකකට රු.) | 26 - 30 | - | | | | | | | | - |
| ගස්ලබු (කිලෝවකට)) | 150 - 180 | 150 - 160 | | | | | | | | - |
| වැල්දොඩම් (එකකට රු.) | 40 - 50 | | | | | | | | | - |
| ***පළතුරු (එකකට රු.)*** | | | | | | | | | | |
| අන්නාස -ලොකු ප්‍රමාණය | 350 - 400 | | | | | | | | | |
| - මධ්‍යම ප්‍රමාණය | 270 - 300 | | | | | | | | | - |
| - කුඩා ප්‍රමාණය | 200 - 220 | | | | | | | | | - |
| අඹ - බෙට්ටි | - | | | | | | | | | |
| -කර්තකොලොම්බන් | 250 - 300 | | | | | | | | | - |
| දිවුල් | 100 - 110 | | | | | | | | | - |
| අලිපේර | 90 - 110 | | | | | | | | | - |
| දොඩම් | 70 - 80 | | | | | | | | | - |

Note:
Usually, the price collection for Veyangoda and Meegoda wholesale markets is done the previous day between 6.00 pm and 8.30 pm, and for all other wholesale markets, the price collection is done between 7.00 am and 2.00 pm.

Data Management Division
Hector Kobbekaduwa Agrarian
Research and Training Institute
P.O. Box 1522
Colombo.

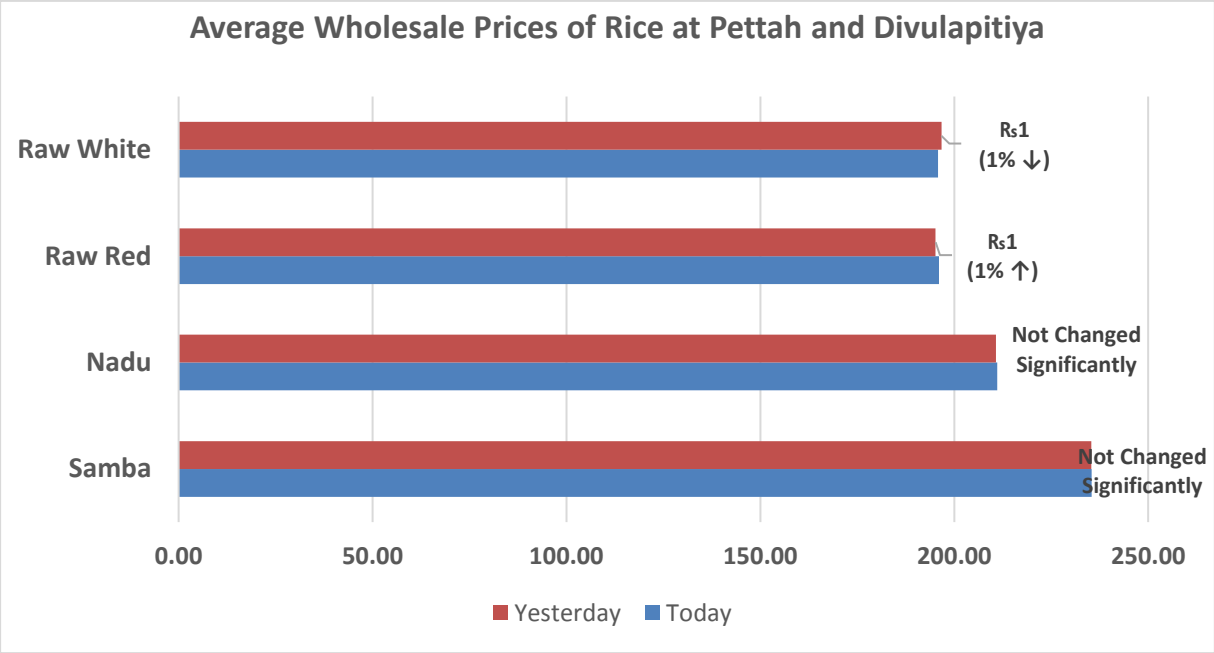
Average Wholesale Prices of Rice at Pettah and Divulapitiya
Raw White
Raw Red
Nadu
Samba
Rs1
(1% ↓)
Rs1
(1% ↑)
Not Changed
Significantly
Not Changed
Significantly
0.00
50.00
100.00
150.00
200.00
250.00
Yesterday
Today

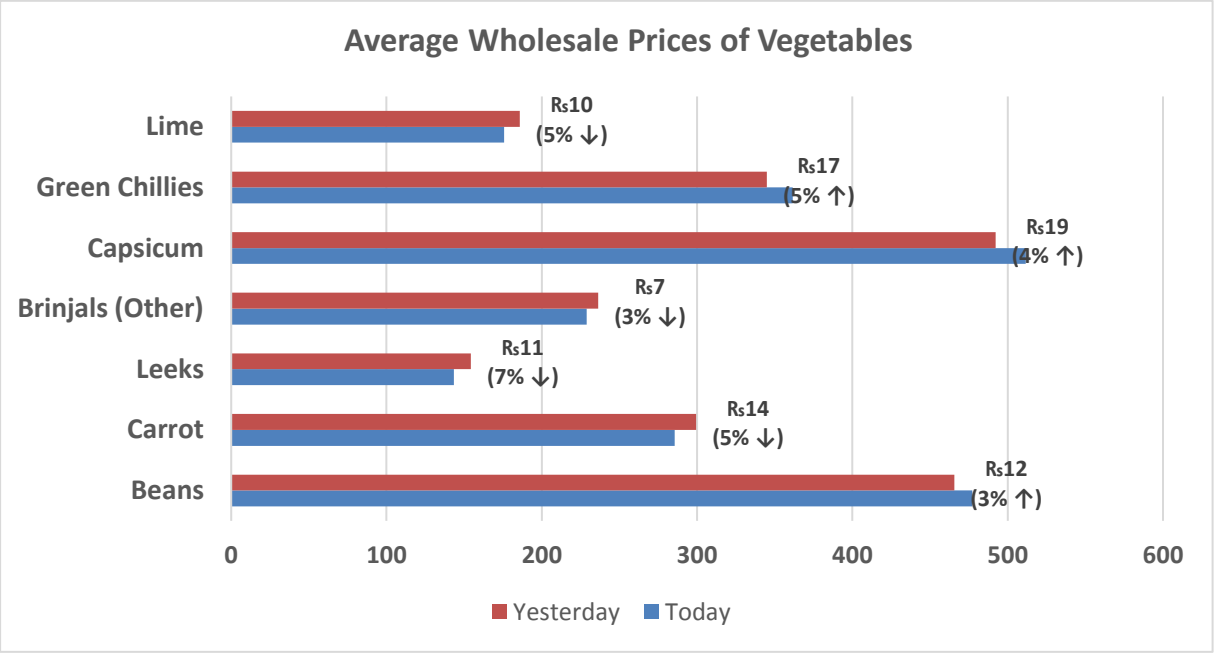
Average Wholesale Prices of Vegetables
Lime
Green Chillies
Capsicum
Brinjals (Other)
Leeks
Carrot
Beans
Rs10
(5% ↓)
Rs17
(5% ↑)
Rs19
(4% ↑)
Rs7
(3% ↓)
Rs11
(7% ↓)
Rs14
(5% ↓)
Rs12
(3% ↑)
0
100
200
300
400
500
600
Yesterday
Today

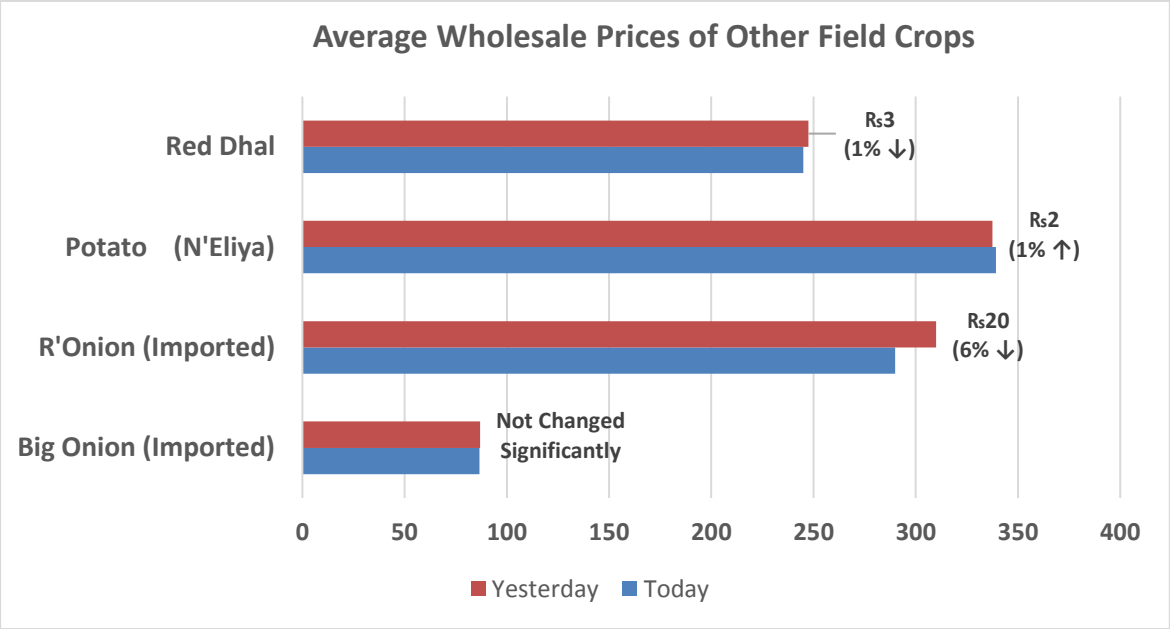
Average Wholesale Prices of Other Field Crops
Red Dhal
Potato (N'Eliya)
R'Onion (Imported)
Big Onion (Imported)
Rs3
(1% ↓)
Rs2
(1% ↑)
Rs20
(6% ↓)
Not Changed
Significantly
0
50
100
150
200
250
300
350
400
Yesterday
Today

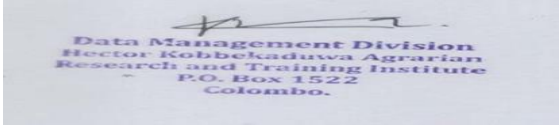
Data Management Division
Hector Kobbekaduwa Agrarian
Research and Training Institute
P.O. Box 1522
Colombo.