Hector Kobbekaduwa Agrarian Research and Training Institute
Data Management Division
(Wholesale Prices of Rice & Subsidiary Food Crops)

2025.07.29

Item	Pettah				Marandagahamula			
	Range	Average		Change *	Range	Average		Change *
	2025.07.29	2025.07.29	2025.07.28		2025.07.29	2025.07.29	2025.07.28	
Rice (Rs/kg)								
Samba 1	235.00 - 240.00	237.00	237.00		240.00 - 244.00	242.00	241.40	0.60
Samba 2	230.00 - 232.00	231.00	231.00		230.00 - 235.00	232.20	233.80	-1.60
Keeri Samba	260.00 - 300.00	285.00	284.50	0.50	260.00 - 270.00	265.00	266.80	-1.80
Nadu 1	210.00 - 215.00	212.50	212.50		220.00 - 225.00	223.40	221.80	1.60
Nadu 2	205.00 - 207.00	206.00	203.00	3.00	190.00 - 200.00	195.80	195.60	0.20
Raw red	190.00 - 205.00	197.50	193.75	3.75	190.00 - 194.00	191.80	190.80	1.00
Raw White	190.00 - 205.00	197.50	196.25	1.25	185.00 - 194.00	190.20	189.40	0.80
Imported Rice								
Ponne Samba	-				-			
Nadu	-				-			
Raw White	205.00 - 210.00	207.50	207.50		-			
Raw red								
Subsidiary Food Crops								
Dried Chillies (Rs/Kg)								
Imported	520.00 - 600.00	560.00	547.50	12.50				
Local								
Onion (Rs/Kg)								
Sinnan	-							
Vedalan	240.00 - 260.00	250.00	285.00	-35.00				
Imported	200.00 - 250.00	225.00	252.50	-27.50				
Big Onion								
Imported	65.00 - 105.00	85.00	82.50	2.50				
Local	-							
Potatoes (Rs/Kg)								
Welimada	-							
Nuwaraeliya	300.00 - 320.00	310.00	335.00	-25.00				
Imported	150.00 - 180.00	165.00	155.00	10.00				
Pulses (Rs/Kg)								
Green Gram	670.00 - 750.00	710.00	780.00	-70.00				
Cowpea (White)	900.00 - 1000.00	950.00	875.00	75.00				
Red Dhal	240.00 - 250.00	245.00	247.50	-2.50				
Consumption Item(Rs/Kg)								
Sugar(White)	207.00 - 210.00	208.50	209.00	-0.50				
Wheat Flour	150.00 - 175.00	162.50	162.50					
Eggs (Rs/Egg)								
Brown	30.00 - 31.00	30.50	30.50					
White	28.00 - 29.00	28.50	28.50					

Data Management Division
Hector Kobbekaduwa Agrarian
Research and Training Institute
P.O. Box 1522
Colombo.

Hector Kobbekaduwa Agrarian Research and Training Institute
Data Management Division

Variety	2025.07.29 Peliyagoda Market	2025.07.29 Kandy Market	2025.07.29 Dambulla Market	2025.07.28 Meegoda Market	2025.07.29 Norochchole Market	2025.07.29 Thambuththegama Market	2025.07.29 Keppetipola Market	2025.07.29 Nuwaraeliya Market	2025.07.29 Bandarawela Market	2025.07.28 Veyangoda Market
Up Country Vegetable										
Beans	600 - 650	600 - 650	500 - 550	670 - 700	-	650 - 750	600 - 650	600 - 630	570 - 620	650 - 700
Carrot	240 - 260	250 - 270	200 - 270	260 - 300	-	280 - 320	230 - 250	270 - 280	230 - 280	250 - 280
Leeks	100 - 120	80 - 100	100 - 130	130 - 170	-	150 - 180	90 - 110	120 - 130	110 - 120	120 - 160
Beet root	80 - 100	80 - 90	60 - 90	80 - 100	60 - 70	100 - 120	-	-	-	80 - 100
Beet root (N Eliya)	100 - 120	120 - 130	100 - 110	-	-	-	100 - 120	130 - 140	120 - 130	-
Knolkhol	80 - 100	60 - 70	70 - 80	90 - 120	-	-	70 - 80	80 - 90	70 - 80	90 - 120
Raddish	60 - 80	70 - 90	40 - 50	110 - 130	40 - 50	80 - 100	60 - 80	80 - 100	70 - 80	80 - 120
Cabbage (N'Eliya)	140 - 150	150 - 160	-	-	-	-	100 - 120	140 - 150	100 - 120	-
Cabbage (Kandy)	120 - 130	100 - 130	120 - 170	120 - 180	-	150 - 220	-	-	-	130 - 170
Tomato	100 - 130	80 - 100	80 - 110	120 - 150	-	60 - 90	100 - 120	110 - 140	100 - 110	120 - 150
Low country Vegetable										
Ladies Fingers	80 - 100	80 - 100	80 - 90	80 - 100	60 - 80	60 - 70	-	-	80 - 100	80 - 110
Brinjals	250 - 300	250 - 280	200 - 280	220 - 300	160 - 180	190 - 250	250 - 260	-	230 - 270	200 - 280
Capsicum	400 - 500	500 - 550	400 - 460	460 - 530	400 - 450	400 - 450	450 - 500	530 - 550	480 - 520	450 - 520
Pumpkin	60 - 80	60 - 70	30 - 50	60 - 80	-	45 - 60	70 - 80	-	65 - 80	60 - 80
Cucumber	50 - 60	60 - 70	60 - 70	40 - 60	20 - 40	45 - 55	60 - 70	-	60 - 70	50 - 70
Bitter Gourd	200 - 250	150 - 180	150 - 160	190 - 220	200 - 240	140 - 160	-	-	200 - 220	200 - 240
Snake Gourd	160 - 200	100 - 110	150 - 160	160 - 180	60 - 70	100 - 110	-	-	110 - 120	140 - 180
Drumstick	200 - 500	200 350	-	350 - 460	250 - 270	300 - 320	200 - 220	-	200 - 250	350 - 430
Luffa	120 - 130	160 - 180	120 - 130	140 - 180	100 - 130	100 - 120	-	-	120 - 130	140 - 200
Long Beans	200 - 280	250 - 280	200 - 280	220 - 300	160 - 180	200 - 240	-	-	220 - 250	200 - 280
Ash Plantains	50 - 70	70 - 90	50 - 70	70 - 100	-	50 - 60	-	-	60 - 80	80 - 100
Green Chillies	160 - 200	280 - 320	180 - 250	280 - 350	250 - 300	200 - 260	420 - 450	-	380 - 450	260 - 350
Lime	150 - 220	150 - 170	160 - 200	180 - 220	-	140 - 160	-	-	200 - 220	180 - 200
Sweet Potatoe	100 - 130	130 - 140	90 - 130	120 - 140	-	120 - 130	130 - 140	-	140 - 150	120 - 130
Manioc	80 - 100	90 - 100	90 - 100	90 - 100	70 - 80	80 - 90	80 - 100	-	-	100 - 120
Eggplant	200 - 250	250 - 270	180 - 230	250 - 300	170 - 200	180 - 200			220 - 240	240 - 300
Potato(Imported)	150 - 180	165 - 185	150 - 180	155 - 185	-	155 - 190	-	-	160 - 180	160 - 185
Potato (Welimada)	-	-	-	-	-	-	270 - 290	-	290 - 310	-
Potato (Nuwaraeliya)	300 - 320	320 - 330	350 - 360	340 - 350	-	-	-	300 - 310	-	340 - 350
B'Onion Imported	65 - 105	85 - 110	80 - 110	70 - 105	-	100 - 115	80 - 110	-	75 - 115	70 - 105
Big-onion Local	-	-	-	-	-	-	-	-	-	-
Banana										
Ambul(Rs/Kg)	80 - 100	90 - 110								-
Kolikuttu	200 - 230	220 - 230								-
Seeni	80 - 100	90 - 120								-
Anamalu (Rs/Fruits)	27 - 30	-								-
Papaya (Rs/Kg)	150 - 180	120 - 130								-
Passion Fruits(Rs/Fruit	50 - 55									-
Other Fruits (Rs/Fruit)										
Pineapple - Large	350 - 400									
- Medium	270 - 300									-
- Small	220 - 250									-
Mango - Betti	-									
- Karathakolo	270 - 300									-
Woodapple	80 - 100									-
Avocado	70 - 80									-
Orange	50 - 60									-

Data Management Division
Hector Kobbekaduwa Agrarian
Research and Training Institute
P.O. Box 1522

හෙක්ටර් කොබ්බෑකඩුව ගොවිකටයුතු පර්යේෂණ හා පුහුණු කිරීමේ ආයතනය

Hector Kobbekaduwa Agrarian Research and Training Institute

දත්ත කළමනාකරණ අංශය

තොග මිල ගණන් (කිලෝවකට රුපියල්)

Wholesale Prices (Rs/Kg)

වර්ගය	2025.07.29 පැලියගොඩ වෙළඳපොළ	2025.07.29 මහනුවර වෙළඳපොළ	2025.07.29 දඹුල්ල වෙළඳපොළ	2025.07.28 මීගොඩ වෙළඳපොළ	2025.07.29 නොරොච්චෝලේ වෙළඳපොළ	2025.07.29 තඹුත්තේගම වෙළඳපොළ	2025.07.29 කෑප්පෙටිපොළ වෙළඳපොළ	2025.07.29 නුවරඑළිය වෙළඳපොළ	2025.07.29 බණ්ඩාරවෙල වෙළඳපොළ	2025.07.28 වේයන්ගොඩ වෙළඳපොළ
උඩරට එළවළු										
බෝංචි	600 - 650	600 - 650	500 - 550	670 - 700	-	650 - 750	600 - 650	600 - 630	570 - 620	650 - 700
කැරට්	240 - 260	250 - 270	200 - 270	260 - 300	-	280 - 320	230 - 250	270 - 280	230 - 280	250 - 280
ලීක්ස්	100 - 120	80 - 100	100 - 130	130 - 170	-	150 - 180	90 - 110	120 - 130	110 - 120	120 - 160
බීට්රූට්	80 - 100	80 - 90	60 - 90	80 - 100	60 - 70	100 - 120	-	-	-	80 - 100
බීට්රූට් (නුවරඑළිය)	100 - 120	120 - 130	100 - 110	-	-	-	100 - 120	130 - 140	120 - 130	-
නෝකෝල්	80 - 100	60 - 70	70 - 80	90 - 120	-	-	70 - 80	80 - 90	70 - 80	90 - 120
රාබු	60 - 80	70 - 90	40 - 50	110 - 130	40 - 50	80 - 100	60 - 80	80 - 100	70 - 80	80 - 120
ගෝවා (නුවරඑළිය)	140 - 150	150 - 160	-	-	-	-	100 - 120	140 - 150	100 - 120	-
ගෝවා (නුවර)	120 - 130	100 - 130	120 - 170	120 - 180	-	150 - 220	-	-	-	130 - 170
තක්කාලි	100 - 130	80 - 100	80 - 110	120 - 150	-	60 - 90	100 - 120	110 - 140	100 - 110	120 - 150
පහතරට එළවළු										
බණ්ඩක්කා	80 - 100	80 - 100	80 - 90	80 - 100	60 - 80	60 - 70	-	-	80 - 100	80 - 110
වම්බටු	250 - 300	250 - 280	200 - 280	220 - 300	160 - 180	190 - 250	250 - 260	-	230 - 270	200 - 280
මාළු මිරිස්	400 - 500	500 - 550	400 - 460	460 - 530	400 - 450	400 - 450	450 - 500	530 - 550	480 - 520	450 - 520
වට්ටක්කා	60 - 80	60 - 70	30 - 50	60 - 80	-	45 - 60	70 - 80	-	65 - 80	60 - 80
පිපිඤ්ඤා	50 - 60	60 - 70	60 - 70	40 - 60	20 - 40	45 - 55	60 - 70	-	60 - 70	50 - 70
කරවිල	200 - 250	150 - 180	150 - 160	190 - 220	200 - 240	140 - 160	-	-	200 - 220	200 - 240
පතෝල	160 - 200	100 - 110	150 - 160	160 - 180	60 - 70	100 - 110	-	-	110 - 120	140 - 180
මුරුංගා	200 - 500	200 350	-	350 - 460	250 - 270	300 - 320	200 - 220	-	200 - 250	350 - 430
වැටකොළු	120 - 130	160 - 180	120 - 130	140 - 180	100 - 130	100 - 120	-	-	120 - 130	140 - 200
මෑකරල්	200 - 280	250 - 280	200 - 280	220 - 300	160 - 180	200 - 240	-	-	220 - 250	200 - 280
අළු කෙසෙල්	50 - 70	70 - 90	50 - 70	70 - 100	-	50 - 60	-	-	60 - 80	80 - 100
අමු මිරිස්	160 - 200	280 - 320	180 - 250	280 - 350	250 - 300	200 - 260	420 - 450	-	380 - 450	260 - 350
දෙහි	150 - 220	150 - 170	160 - 200	180 - 220	-	140 - 160	-	-	200 - 220	180 - 200
බතල	100 - 130	130 - 140	90 - 130	120 - 140	-	120 - 130	130 - 140	-	140 - 150	120 - 130
මඤ්ඤොක්කා	80 - 100	90 - 100	90 - 100	90 - 100	70 - 80	80 - 90	80 - 100	-	-	100 - 120
එළබටු	200 - 250	250 - 270	180 - 230	250 - 300	170 - 200	180 - 200			220 - 240	240 - 300
අර්තාපල් (ආනයනික)	150 - 180	165 - 185	150 - 180	155 - 185	-	155 - 190	-	-	160 - 180	160 - 185
අර්තාපල් (වැලිමඩ)	-	-	-	-	-	-	270 - 290	-	290 - 310	-
අර්තාපල් (නුවරඑළිය)	300 - 320	320 - 330	350 - 360	340 - 350	-	-	-	300 - 310	-	340 - 350
ලොකුළූණු (ආනයනික)	65 - 105	85 - 110	80 - 110	70 - 105	-	100 - 115	80 - 110	-	75 - 115	70 - 105
ලොකුළූණු දේශීය	-	-	-	-	-	-	-	-	-	-
කෙසෙල්										
ඇඹුල් (කිලෝවකට)	80 - 100	90 - 110								-
කෝලිකුට්ටු (කිලෝවකට)	200 - 230	220 - 230								-
සීනි (කිලෝවකට)	80 - 100	90 - 120								-
ආනමාළු (එකකට රු.)	27 - 30	-								-
ගස්ලබු (කිලෝවකට))	150 - 180	120 - 130								-
වැල්දොඩම් (එකකට රු.)	50 - 55									-
පළතුරු (එකකට රු.)										
අන්නාස -ලොකු ප්‍රමාණය	350 - 400									
- මධ්‍යම ප්‍රමාණය	270 - 300									-
- කුඩා ප්‍රමාණය	220 - 250									-
අඹ - බෙට්ටි	-									
-කර්තකොලොම්බන්	270 - 300									-
දිවුල්	80 - 100									-
අලිපේර	70 - 80									-
දොඩම්	50 - 60									-

Note:
Usually, the price collection for Veyangoda and Meegoda wholesale markets is done the previous day between 6.00 pm and 8.30 pm, and for all other wholesale markets, the price collection is done between 7.00 am and 2.00 pm.

Data Management Division
Hector Kobbekaduwa Agrarian Research and Training Institute
P.O. Box 1522
Colombo.

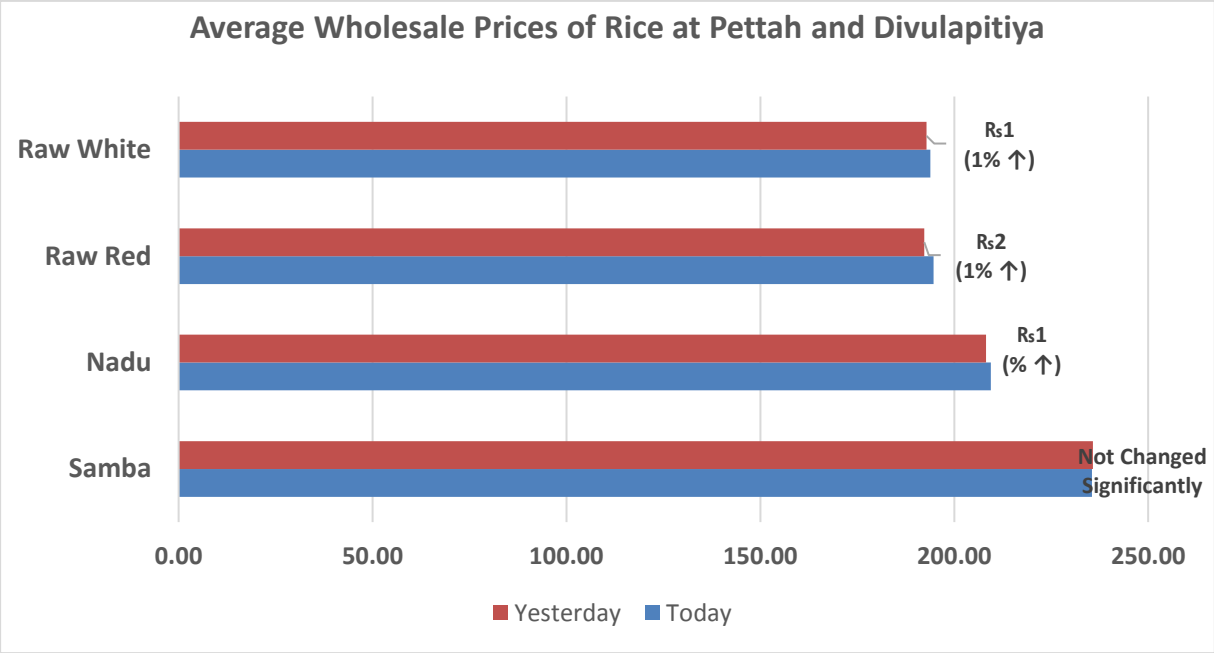
Average Wholesale Prices of Rice at Pettah and Divulapitiya
Raw White
Raw Red
Nadu
Samba
Rs1
(1% ↑)
Rs2
(1% ↑)
Rs1
(% ↑)
Not Changed
Significantly
0.00
50.00
100.00
150.00
200.00
250.00
Yesterday
Today

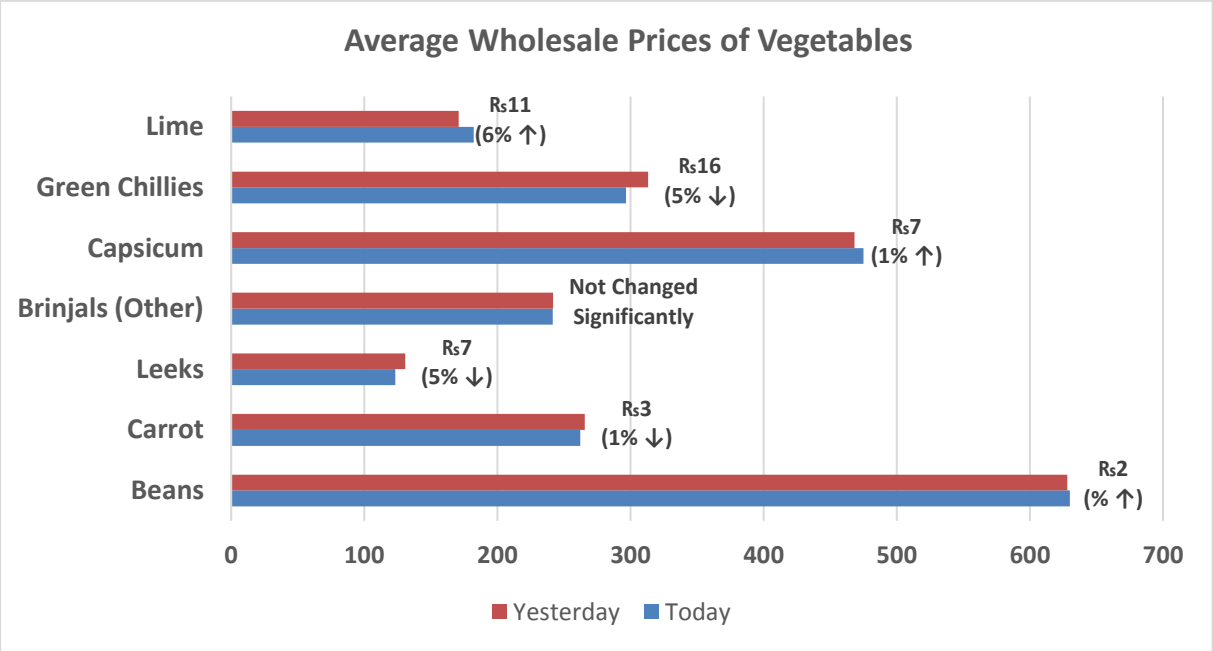
Average Wholesale Prices of Vegetables
Lime
Green Chillies
Capsicum
Brinjals (Other)
Leeks
Carrot
Beans
Rs11
(6% ↑)
Rs16
(5% ↓)
Rs7
(1% ↑)
Not Changed
Significantly
Rs7
(5% ↓)
Rs3
(1% ↓)
Rs2
(% ↑)
0
100
200
300
400
500
600
700
Yesterday
Today

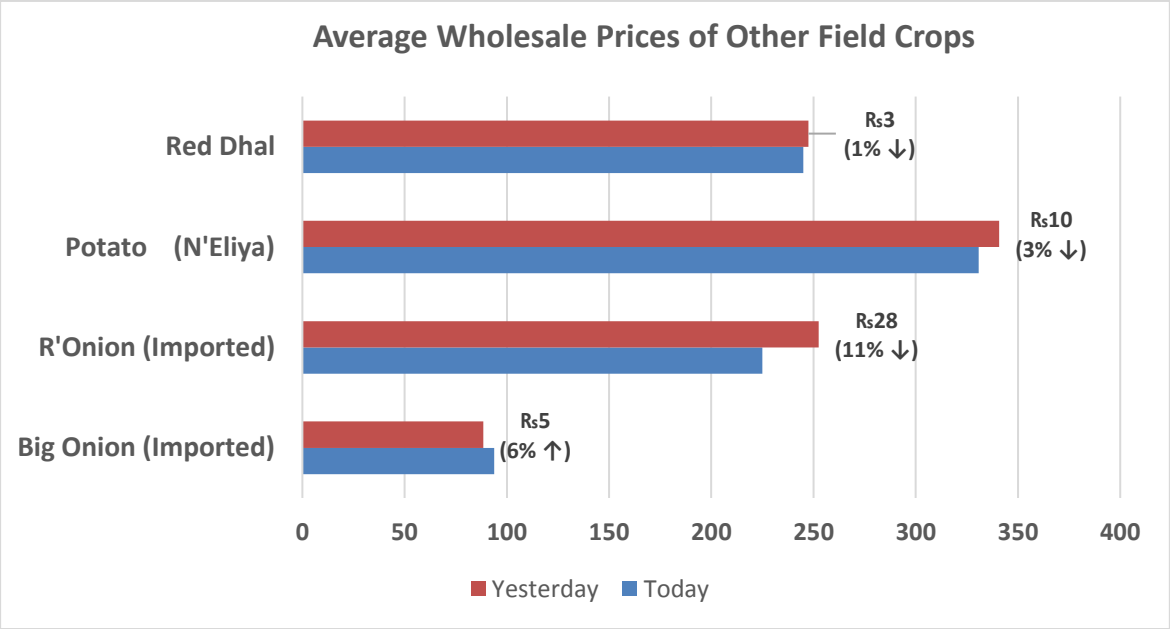
Average Wholesale Prices of Other Field Crops
Red Dhal
Potato (N'Eliya)
R'Onion (Imported)
Big Onion (Imported)
Rs3
(1% ↓)
Rs10
(3% ↓)
Rs28
(11% ↓)
Rs5
(6% ↑)
0
50
100
150
200
250
300
350
400
Yesterday
Today

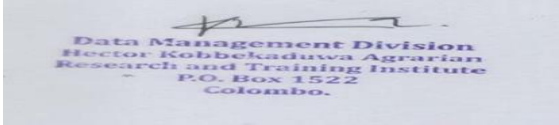
Data Management Division
Hector Kobbekaduwa Agrarian
Research and Training Institute
P.O. Box 1522
Colombo.