Hector Kobbekaduwa Agrarian Research and Training Institute
Data Management Division
(Wholesale Prices of Rice & Subsidiary Food Crops)

2025.07.30

Item	Pettah				Marandagahamula			
	Range	Average		Change *	Range	Average		Change *
	2025.07.30	2025.07.30	2025.07.29		2025.07.30	2025.07.30	2025.07.29	
Rice (Rs/kg)								
Samba 1	235.00 - 240.00	237.00	237.00		238.00 - 244.00	240.80	242.00	-1.20
Samba 2	230.00 - 232.00	231.00	231.00		230.00 - 235.00	233.00	232.20	0.80
Keeri Samba	260.00 - 280.00	265.00	285.00	-20.00	260.00 - 270.00	264.80	265.00	-0.20
Nadu 1	205.00 - 210.00	207.50	212.50	-5.00	220.00 - 225.00	222.40	223.40	-1.00
Nadu 2	200.00 - 202.00	201.00	206.00	-5.00	190.00 - 200.00	194.40	195.80	-1.40
Raw red	190.00 - 205.00	197.50	197.50		190.00 - 195.00	191.80	191.80	
Raw White	190.00 - 205.00	197.50	197.50		188.00 - 195.00	191.80	190.20	1.60
Imported Rice								
Ponne Samba	-				-			
Nadu	-				-			
Raw White	205.00 - 210.00	207.50	207.50		-			
Raw red								
Subsidiary Food Crops								
Dried Chillies (Rs/Kg)								
Imported	550.00 - 600.00	575.00	560.00	15.00				
Local								
Onion (Rs/Kg)								
Sinnan	-							
Vedalan	230.00 - 260.00	245.00	250.00	-5.00				
Imported	220.00 - 240.00	230.00	225.00	5.00				
Big Onion								
Imported	70.00 - 110.00	90.00	85.00	5.00				
Local	-							
Potatoes (Rs/Kg)								
Welimada	250.00 - 250.00	90.00						
Nuwaraeliya	260.00 - 260.00	260.00	310.00	-50.00				
Imported	150.00 - 180.00	165.00	165.00					
Pulses (Rs/Kg)								
Green Gram	670.00 - 750.00	710.00	710.00					
Cowpea (White)	950.00 - 1000.00	975.00	950.00	25.00				
Red Dhal	240.00 - 245.00	242.50	245.00	-2.50				
Consumption Item(Rs/Kg)								
Sugar(White)	207.00 - 210.00	208.50	208.50					
Wheat Flour	150.00 - 175.00	162.50	162.50					
Eggs (Rs/Egg)								
Brown	30.00 - 31.00	30.50	30.50					
White	28.00 - 29.00	28.50	28.50					

Data Management Division
Hector Kobbekaduwa Agrarian
Research and Training Institute
P.O. Box 1522
Colombo.

Hector Kobbekaduwa Agrarian Research and Training Institute
Data Management Division

Variety	2025.07.30 Peliyagoda Market	2025.07.30 Kandy Market	2025.07.30 Dambulla Market	2025.07.29 Meegoda Market	2025.07.30 Norochchole Market	2025.07.30 Thambuththegama Market	2025.07.30 Keppetipola Market	2025.07.30 Nuwaraeliya Market	2025.07.30 Bandarawela Market	2025.07.29 Veyangoda Market
Up Country Vegetable										
Beans	450 - 550	600 - 650	550 - 650	670 - 720	-	660 - 750	650 - 680	-	550 - 600	650 - 720
Carrot	260 - 280	250 - 300	250 - 290	270 - 300	-	280 - 320	250 - 270	-	230 - 270	250 - 400
Leeks	80 - 100	100 - 120	110 - 130	120 - 150	-	150 - 180	80 - 110	-	100 - 110	120 - 150
Beet root	80 - 100	80 - 90	70 - 80	80 - 100	60 - 70	100 - 130	-	-	-	80 - 110
Beet root (N Eliya)	100 - 120	120 - 140	100 - 110	-	-	-	100 - 120	-	110 - 130	-
Knolkhol	70 - 100	60 - 80	60 - 70	100 - 130	-	-	60 - 80	-	70 - 80	80 - 130
Raddish	60 - 80	70 - 90	35 - 50	120 - 150	20 - 50	80 - 100	70 - 80	-	70 - 80	80 - 120
Cabbage (N'Eliya)	140 - 150	160 - 170	-	-	-	-	100 - 130	-	100 - 130	-
Cabbage (Kandy)	120 - 130	100 - 140	110 - 160	130 - 180	-	180 - 220	-	-	-	140 - 170
Tomato	100 - 120	80 - 100	80 - 100	120 - 140	-	60 - 80	90 - 110	-	100 - 110	110 - 130
Low country Vegetable										
Ladies Fingers	80 - 120	90 - 100	80 - 90	80 - 100	60 - 80	60 - 80	-	-	80 - 100	80 - 110
Brinjals	250 - 300	200 - 250	200 - 250	260 - 300	160 - 200	200 - 220	250 - 280	-	230 - 270	220 - 290
Capsicum	400 - 500	500 - 550	380 - 450	460 - 500	400 - 450	400 - 450	500 - 550	-	500 - 530	450 - 520
Pumpkin	50 - 70	60 - 70	30 - 50	60 - 70	-	60 - 70	70 - 80	-	65 - 80	60 - 75
Cucumber	50 - 60	70 - 80	50 - 60	50 - 70	20 - 30	40 - 50	70 - 80	-	60 - 70	50 - 75
Bitter Gourd	180 - 250	180 - 200	150 - 180	200 - 250	180 - 200	140 - 160	-	-	220 - 240	200 - 230
Snake Gourd	200 - 220	100 - 110	80 - 100	170 - 200	60 - 70	100 - 120	-	-	130 - 140	140 - 150
Drumstick	150 - 500	200 350	-	430 - 450	250 - 270	260 - 300	200 - 220	-	200 - 250	350 - 430
Luffa	120 - 150	200 - 230	100 - 120	150 - 180	100 - 130	100 - 120	-	-	130 - 150	140 - 200
Long Beans	180 - 250	220 - 250	180 - 250	220 - 300	160 - 180	150 - 220	-	-	220 - 250	200 - 260
Ash Plantains	50 - 70	70 - 90	50 - 70	70 - 90	50 - 70	50 - 60	-	-	60 - 80	70 - 100
Green Chillies	180 - 200	250 - 280	180 - 250	280 - 340	290 - 330	150 - 200	380 - 420	-	350 - 400	250 - 340
Lime	150 - 200	160 - 180	150 - 170	180 - 200	-	140 - 160	-	-	200 - 220	180 - 210
Sweet Potatoe	120 - 130	130 - 150	100 - 130	120 - 140	-	120 - 130	130 - 150	-	140 - 150	120 - 130
Manioc	80 - 100	90 - 100	80 - 90	90 - 100	70 - 80	80 - 100	80 - 90	-	-	100 - 120
Eggplant	250 - 300	250 - 270	200 - 250	270 - 320	170 - 200	160 - 200			220 - 240	240 - 300
Potato(Imported)	150 - 180	165 - 190	150 - 180	155 - 185	-	155 - 190	-	-	165 - 180	160 - 185
Potato (Welimada)	250 - 250	-	-	300 - 320	-	-	260 - 280	-	270 - 280	-
Potato (Nuwaraeliya)	260 - 260	320 - 330	340 - 360	330 - 340	-	-	-	-	-	330 - 340
B'Onion Imported	70 - 110	85 - 115	85 - 115	70 - 110	-	105 - 115	100 - 110	-	75 - 115	70 - 107
Big-onion Local	-	-	-	-	-	-	-	-	-	-
Banana										
Ambul(Rs/Kg)	70 - 100	90 - 110								-
Kolikuttu	180 - 220	220 - 230								-
Seeni	80 - 100	90 - 110								-
Anamalu (Rs/Fruits)	24 - 28	-								-
Papaya (Rs/Kg)	150 - 180	120 - 130								-
Passion Fruits(Rs/Fruit	45 - 55									-
Other Fruits (Rs/Fruit)										
Pineapple - Large	350 - 400									
- Medium	270 - 300									-
- Small	220 - 250									-
Mango - Betti	50 - 60									
- Karathakolo	240 - 300									-
Woodapple	80 - 100									-
Avocado	70 - 100									-
Orange	70 - 90									-

Data Management Division
Hector Kobbekaduwa Agrarian
Research and Training Institute
P.O. Box 1522

හෙක්ටර් කොබ්බෑකඩුව ගොවිකටයුතු පර්යේෂණ හා පුහුණු කිරීමේ ආයතනය

Hector Kobbekaduwa Agrarian Research and Training Institute

දත්ත කළමනාකරණ අංශය

තොග මිල ගණන් (කිලෝවකට රුපියල්)

Wholesale Prices (Rs/Kg)

වර්ගය	2025.07.30 පැලියගොඩ වෙළඳපොළ	2025.07.30 මහනුවර වෙළඳපොළ	2025.07.30 දඹුල්ල වෙළඳපොළ	2025.07.29 මීගොඩ වෙළඳපොළ	2025.07.30 නොරොච්චෝලේ වෙළඳපොළ	2025.07.30 තඹුත්තේගම වෙළඳපොළ	2025.07.30 කෑප්පෙටිපොළ වෙළඳපොළ	2025.07.30 නුවරඑළිය වෙළඳපොළ	2025.07.30 බණ්ඩාරවෙල වෙළඳපොළ	2025.07.29 වේයන්ගොඩ වෙළඳපොළ
උඩරට එළවළු										
බෝංචි	450 - 550	600 - 650	550 - 650	670 - 720	-	660 - 750	650 - 680	-	550 - 600	650 - 720
කැරට්	260 - 280	250 - 300	250 - 290	270 - 300	-	280 - 320	250 - 270	-	230 - 270	250 - 400
ලීක්ස්	80 - 100	100 - 120	110 - 130	120 - 150	-	150 - 180	80 - 110	-	100 - 110	120 - 150
බීට්රූට්	80 - 100	80 - 90	70 - 80	80 - 100	60 - 70	100 - 130	-	-	-	80 - 110
බීට්රූට් (නුවරඑළිය)	100 - 120	120 - 140	100 - 110	-	-	-	100 - 120	-	110 - 130	-
නෝකෝල්	70 - 100	60 - 80	60 - 70	100 - 130	-	-	60 - 80	-	70 - 80	80 - 130
රාබු	60 - 80	70 - 90	35 - 50	120 - 150	20 - 50	80 - 100	70 - 80	-	70 - 80	80 - 120
ගෝවා (නුවරඑළිය)	140 - 150	160 - 170	-	-	-	-	100 - 130	-	100 - 130	-
ගෝවා (නුවර)	120 - 130	100 - 140	110 - 160	130 - 180	-	180 - 220	-	-	-	140 - 170
තක්කාලි	100 - 120	80 - 100	80 - 100	120 - 140	-	60 - 80	90 - 110	-	100 - 110	110 - 130
පහතරට එළවළු										
බණ්ඩක්කා	80 - 120	90 - 100	80 - 90	80 - 100	60 - 80	60 - 80	-	-	80 - 100	80 - 110
වම්බටු	250 - 300	200 - 250	200 - 250	260 - 300	160 - 200	200 - 220	250 - 280	-	230 - 270	220 - 290
මාළු මිරිස්	400 - 500	500 - 550	380 - 450	460 - 500	400 - 450	400 - 450	500 - 550	-	500 - 530	450 - 520
වට්ටක්කා	50 - 70	60 - 70	30 - 50	60 - 70	-	60 - 70	70 - 80	-	65 - 80	60 - 75
පිපිඤ්ඤා	50 - 60	70 - 80	50 - 60	50 - 70	20 - 30	40 - 50	70 - 80	-	60 - 70	50 - 75
කරවිල	180 - 250	180 - 200	150 - 180	200 - 250	180 - 200	140 - 160	-	-	220 - 240	200 - 230
පතෝල	200 - 220	100 - 110	80 - 100	170 - 200	60 - 70	100 - 120	-	-	130 - 140	140 - 150
මුරුංගා	150 - 500	200 350	-	430 - 450	250 - 270	260 - 300	200 - 220	-	200 - 250	350 - 430
වැටකොළු	120 - 150	200 - 230	100 - 120	150 - 180	100 - 130	100 - 120	-	-	130 - 150	140 - 200
මෑකරල්	180 - 250	220 - 250	180 - 250	220 - 300	160 - 180	150 - 220	-	-	220 - 250	200 - 260
අළු කෙසෙල්	50 - 70	70 - 90	50 - 70	70 - 90	50 - 70	50 - 60	-	-	60 - 80	70 - 100
අමු මිරිස්	180 - 200	250 - 280	180 - 250	280 - 340	290 - 330	150 - 200	380 - 420	-	350 - 400	250 - 340
දෙහි	150 - 200	160 - 180	150 - 170	180 - 200	-	140 - 160	-	-	200 - 220	180 - 210
බතල	120 - 130	130 - 150	100 - 130	120 - 140	-	120 - 130	130 - 150	-	140 - 150	120 - 130
මඤ්ඤොක්කා	80 - 100	90 - 100	80 - 90	90 - 100	70 - 80	80 - 100	80 - 90	-	-	100 - 120
එළබටු	250 - 300	250 - 270	200 - 250	270 - 320	170 - 200	160 - 200			220 - 240	240 - 300
අර්තාපල් (ආනයනික)	150 - 180	165 - 190	150 - 180	155 - 185	-	155 - 190	-	-	165 - 180	160 - 185
අර්තාපල් (වැලිමඩ)	250 - 250	-	-	300 - 320	-	-	260 - 280	-	270 - 280	-
අර්තාපල් (නුවරඑළිය)	260 - 260	320 - 330	340 - 360	330 - 340	-	-	-	-	-	330 - 340
ලොකුළූණු (ආනයනික)	70 - 110	85 - 115	85 - 115	70 - 110	-	105 - 115	100 - 110	-	75 - 115	70 - 107
ලොකුළූණු දේශීය	-	-	-	-	-	-	-	-	-	-
කෙසෙල්										
ඇඹුල් (කිලෝවකට)	70 - 100	90 - 110								-
කෝලිකුට්ටු (කිලෝවකට)	180 - 220	220 - 230								-
සීනි (කිලෝවකට)	80 - 100	90 - 110								-
ආනමාළු (එකකට රු.)	24 - 28	-								-
ගස්ලබු (කිලෝවකට))	150 - 180	120 - 130								-
වැල්දොඩම් (එකකට රු.)	45 - 55									-
පළතුරු (එකකට රු.)										
අන්නාස -ලොකු ප්‍රමාණය	350 - 400									
- මධ්‍යම ප්‍රමාණය	270 - 300									-
- කුඩා ප්‍රමාණය	220 - 250									-
අඹ - බෙට්ටි	50 - 60									
-කර්තකොලොම්බන්	240 - 300									-
දිවුල්	80 - 100									-
අලිපේර	70 - 100									-
දොඩම්	70 - 90									-

Note:
Usually, the price collection for Veyangoda and Meegoda wholesale markets is done the previous day between 6.00 pm and 8.30 pm, and for all other wholesale markets, the price collection is done between 7.00 am and 2.00 pm.

Data Management Division
Hector Kobbekaduwa Agrarian Research and Training Institute
P.O. Box 1522
Colombo.

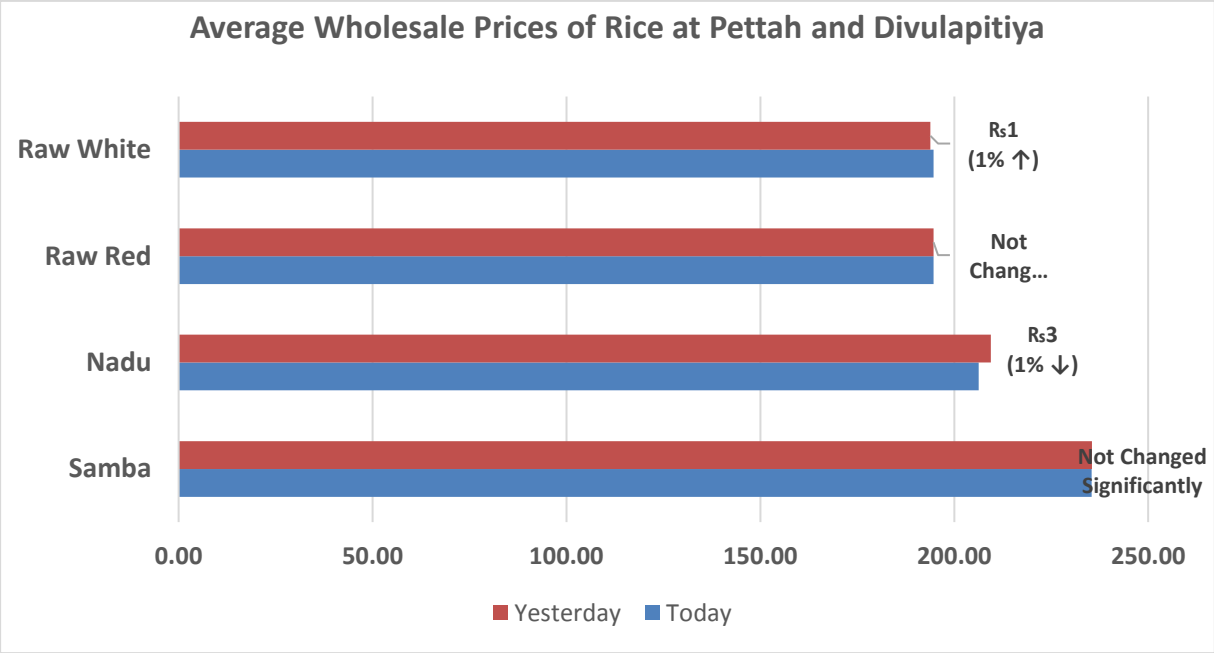
Average Wholesale Prices of Rice at Pettah and Divulapitiya
Raw White
Raw Red
Nadu
Samba
Rs1
(1% ↑)
Not
Chang...
Rs3
(1% ↓)
Not Changed
Significantly
0.00
50.00
100.00
150.00
200.00
250.00
Yesterday
Today

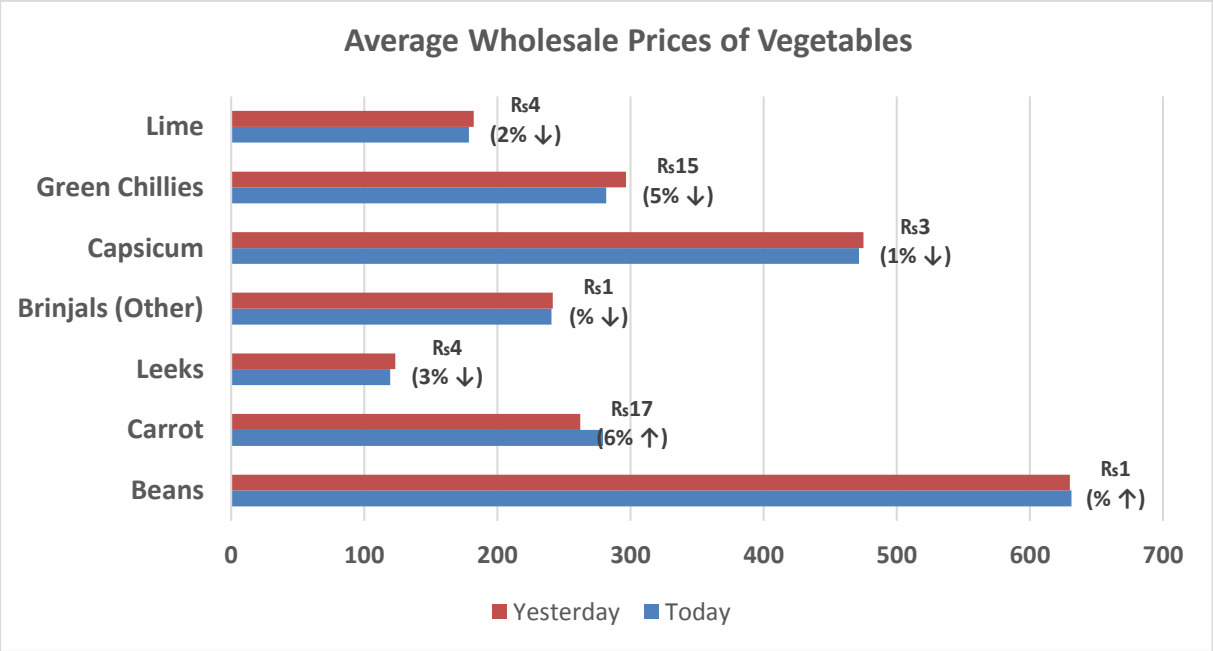
Average Wholesale Prices of Vegetables
Lime
Green Chillies
Capsicum
Brinjals (Other)
Leeks
Carrot
Beans
Rs4
(2% ↓)
Rs15
(5% ↓)
Rs3
(1% ↓)
Rs1
(% ↓)
Rs4
(3% ↓)
Rs17
(6% ↑)
Rs1
(% ↑)
0
100
200
300
400
500
600
700
Yesterday
Today

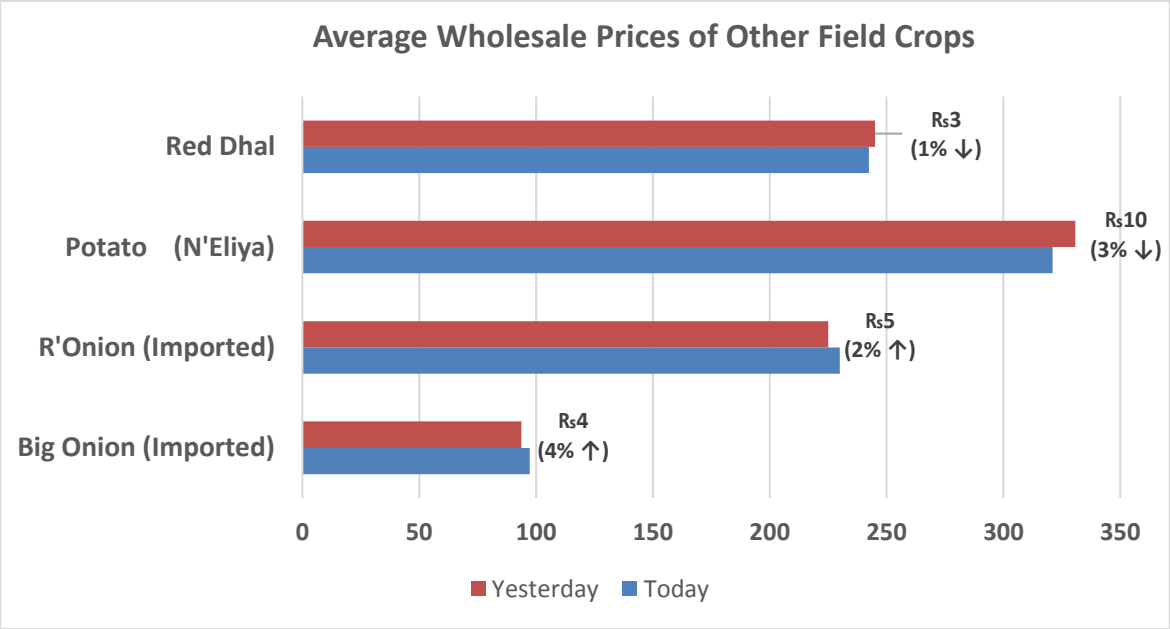
Average Wholesale Prices of Other Field Crops
Red Dhal
Potato (N'Eliya)
R'Onion (Imported)
Big Onion (Imported)
Rs3
(1% ↓)
Rs10
(3% ↓)
Rs5
(2% ↑)
Rs4
(4% ↑)
0
50
100
150
200
250
300
350
Yesterday
Today

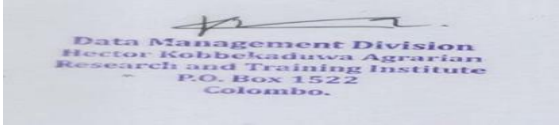
Data Management Division
Hector Kobbekaduwa Agrarian
Research and Training Institute
P.O. Box 1522
Colombo.