Hector Kobbekaduwa Agrarian Research and Training Institute
Data Management Division
(Wholesale Prices of Rice & Subsidiary Food Crops)

2025.06.11

Item	Pettah				Marandagahamula			
	Range	Average		Change *	Range	Average		Change *
	2025.06.11	2025.06.11	2025.06.09		2025.06.11	2025.06.11	2025.06.09	
Rice (Rs/kg)								
Samba 1	240.00 - 250.00	243.00	243.00		240.00 - 246.00	242.60	243.40	-0.80
Samba 2	235.00 - 238.00	236.50	236.50		235.00 - 238.00	236.00	236.40	-0.40
Keeri Samba	270.00 - 300.00	285.00	285.00		266.00 - 272.00	269.00	268.40	0.60
Nadu 1	225.00 - 230.00	227.00	227.00		225.00 - 230.00	227.40	226.75	0.65
Nadu 2	220.00 - 222.00	221.00	221.00		220.00 - 224.00	221.60	221.60	
Raw red	210.00 - 220.00	213.75	212.50	1.25	208.00 - 214.00	211.00	211.00	
Raw White	210.00 - 220.00	215.00	211.75	3.25	208.00 - 214.00	211.20	211.00	0.20
Imported Rice								
Ponne Samba	235.00 - 240.00	237.50	237.50		-			
Nadu	-				-			
Raw White	205.00 - 210.00	207.50	207.50		-			
Raw red								
Subsidiary Food Crops								
Dried Chillies (Rs/Kg)								
Imported	500.00 - 550.00	530.00	530.00					
Local								
Onion (Rs/Kg)								
Sinnan	200.00 - 250.00	230.00	238.00	-8.00				
Vedalan	-							
Imported	320.00 - 350.00	338.00	338.00					
Big Onion								
Imported	90.00 - 115.00	100.00	95.00	5.00				
Local	-							
Potatoes (Rs/Kg)								
Welimada	-							
Nuwaraeliya	250.00 - 260.00	254.00	254.00					
Imported	160.00 - 200.00	176.00	162.00	14.00				
Pulses (Rs/Kg)								
Green Gram	700.00 - 825.00	775.00	720.00	55.00				
Cowpea	650.00 - 700.00	670.00	680.00	-10.00				
Red Dhal	250.00 - 255.00	253.00	253.00					
Consumption Item(Rs/Kg)								
Sugar(White)	220.00 - 225.00	222.50	220.00	2.50				
Wheat Flour	155.00 - 160.00	157.50	157.50					
Eggs (Rs/Egg)								
Brown	36.00 - 37.00	36.50	36.50					
White	34.00 - 35.00	34.50	34.50					

Data Management Division
Hector Kobbekaduwa Agrarian
Research and Training Institute
P.O. Box 1522
Colombo.

Hector Kobbekaduwa Agrarian Research and Training Institute
Data Management Division

Variety	2025.06.11 Peliyagoda Market	2025.06.11 Kandy Market	2025.06.11 Dambulla Market	2025.06.10 Meegoda Market	2025.06.11 Norochchole Market	2025.06.11 Thambuththegama Market	2025.06.11 Keppetipola Market	2025.06.11 Nuwaraeliya Market	2025.06.11 Bandarawela Market	2025.06.10 Veyangoda Market
Up Country Vegetable										
Beans	500 - 600	450 - 480	-	-	-	-	460 - 500	480 - 520	420 - 460	-
Carrot	550 - 650	600 - 650	-	-	-	-	560 - 600	660 - 670	550 - 600	-
Leeks	250 - 320	300 - 320	-	-	-	-	270 - 280	300 - 320	270 - 300	-
Beet root	320 - 350	380 - 400	-	-	300 - 400	-	-	-	-	-
Beet root (N Eliya)	400 - 450	400 - 420	-	-	-	-	350 - 400	260 - 280	330 - 350	-
Knolkhol	300 - 350	250 - 270	-	-	-	-	350 - 380	220 - 240	290 - 320	-
Raddish	120 - 150	100 - 120	-	-	40 - 60	-	80 - 100	100 - 130	80 - 100	-
Cabbage (N'Eliya)	-	420 - 460	-	-	-	-	350 - 380	420 - 430	350 - 390	-
Cabbage (Kandy)	450 - 500	350 - 380	-	-	-	-	-	-	-	-
Tomato	300 - 350	300 - 350	-	-	-	-	200 - 220	200 - 250	200 - 220	-
Low country Vegetable										
Ladies Fingers	50 - 80	80 - 110	-	-	40 - 50	-	-	-	100 - 120	-
Brinjals	400 - 500	300 - 350	-	-	-	-	360 - 400	-	350 - 400	-
Capsicum	550 - 750	650 - 700	-	-	-	-	750 - 800	760 - 820	650 - 720	-
Pumpkin	100 - 120	120 - 130	-	-	-	-	120 - 130	-	110 - 130	-
Cucumber	60 - 100	60 - 70	-	-	10 - 40	-	80 - 90	-	70 - 80	-
Bitter Gourd	400 - 500	450 - 480	-	-	350 - 380	-	-	-	400 - 430	-
Snake Gourd	150 - 200	200 - 220	-	-	100 - 120	-	-	-	200 - 210	-
Drumstick	600 - 800		-	-	550 - 600	-	-	-	-	-
Luffa	150 - 200	130 - 150	-	-	80 - 120	-	-	-	180 - 200	-
Long Beans	120 - 160	180 - 200	-	-	120 - 140	-	-	-	200 - 220	-
Ash Plantains	70 - 120	100 - 120	-	-	-	-	-	-	80 - 100	-
Green Chillies	700 - 800	700 - 800	-	-	750 - 800	-	700 - 800	-	700 - 800	-
Lime	280 - 320	450 - 480	-	-	-	-	-	-	300 - 350	-
Sweet Potatoe	180 - 240	160 - 180	-	-	-	-	160 - 180	-	150 - 160	-
Manioc	80 - 120	90 - 100	-	-	80 - 100	-	80 - 100	-	-	-
Eggplant	250 - 300	240 - 250	-	-	200 - 250	-			270 - 280	-
Potato(Imported)	160 - 200	140 - 165	-	-	-	-	-	-	165 - 175	-
Potato (Welimada)	-	-	-	-	-	-	250 - 270	-	260 - 270	-
Potato (Nuwaraeliya)	250 - 260	290 - 300	-	-	-	-	-	260 - 270	-	-
B'Onion Imported	90 - 115	105 - 110	-	-	-	-	110 - 120	-	110 - 160	-
Big-onion Local	-	-	-	-	-	-	-	-	-	-
Banana										
Ambul(Rs/Kg)	80 - 100	70 - 90								-
Kolikuttu	220 - 250	200 - 220								-
Seeni	80 - 100	80 - 100								-
Anamalu (Rs/Fruits)	25 - 28	-								-
Papaya (Rs/Kg)	100 - 130	110 - 120								-
Passion Fruits(Rs/Fruit	50 - 60									-
Other Fruits (Rs/Fruit)										
Pineapple - Large	400 - 480									
- Medium	300 - 380									-
- Small	250 - 290									-
Mango - Betti	-									
- Karathakolo	130 - 160									-
Woodapple	120 - 140									-
Avocado	120 - 140									-
Orange	120 - 140									-

Data Management Division
Hector Kobbekaduwa Agrarian
Research and Training Institute
P.O. Box 1522

හෙක්ටර් කොබ්බෑකඩුව ගොවිකටයුතු පර්යේෂණ හා පුහුණු කිරීමේ ආයතනය

Hector Kobbekaduwa Agrarian Research and Training Institute

දත්ත කළමනාකරණ අංශය

තොග මිල ගණන් (කිලෝවකට රුපියල්)

Wholesale Prices (Rs/Kg)

වර්ගය	2025.06.11 පැලියගොඩ වෙළඳපොළ	2025.06.11 මහනුවර වෙළඳපොළ	2025.06.11 දඹුල්ල වෙළඳපොළ	2025.06.10 මීගොඩ වෙළඳපොළ	2025.06.11 නොරොච්චෝලේ වෙළඳපොළ	2025.06.11 තඹුත්තේගම වෙළඳපොළ	2025.06.11 කෑප්පෙටිපොළ වෙළඳපොළ	2025.06.11 නුවරඑළිය වෙළඳපොළ	2025.06.11 බණ්ඩාරවෙල වෙළඳපොළ	2025.06.10 වේයන්ගොඩ වෙළඳපොළ
උඩරට එළවළු										
බෝංචි	500 - 600	450 - 480	-	-	-	-	460 - 500	480 - 520	420 - 460	-
කැරට්	550 - 650	600 - 650	-	-	-	-	560 - 600	660 - 670	550 - 600	-
ලීක්ස්	250 - 320	300 - 320	-	-	-	-	270 - 280	300 - 320	270 - 300	-
බීට්රූට්	320 - 350	380 - 400	-	-	300 - 400	-	-	-	-	-
බීට්රූට් (නුවරඑළිය)	400 - 450	400 - 420	-	-	-	-	350 - 400	260 - 280	330 - 350	-
නෝකෝල්	300 - 350	250 - 270	-	-	-	-	350 - 380	220 - 240	290 - 320	-
රාබු	120 - 150	100 - 120	-	-	40 - 60	-	80 - 100	100 - 130	80 - 100	-
ගෝවා (නුවරඑළිය)	-	420 - 460	-	-	-	-	350 - 380	420 - 430	350 - 390	-
ගෝවා (නුවර)	450 - 500	350 - 380	-	-	-	-	-	-	-	-
තක්කාලි	300 - 350	300 - 350	-	-	-	-	200 - 220	200 - 250	200 - 220	-
පහතරට එළවළු										
බණ්ඩක්කා	50 - 80	80 - 110	-	-	40 - 50	-	-	-	100 - 120	-
වම්බටු	400 - 500	300 - 350	-	-	-	-	360 - 400	-	350 - 400	-
මාළු මිරිස්	550 - 750	650 - 700	-	-	-	-	750 - 800	760 - 820	650 - 720	-
වට්ටක්කා	100 - 120	120 - 130	-	-	-	-	120 - 130	-	110 - 130	-
පිපිඤ්ඤා	60 - 100	60 - 70	-	-	10 - 40	-	80 - 90	-	70 - 80	-
කරවිල	400 - 500	450 - 480	-	-	350 - 380	-	-	-	400 - 430	-
පතෝල	150 - 200	200 - 220	-	-	100 - 120	-	-	-	200 - 210	-
මුරුංගා	600 - 800		-	-	550 - 600	-	-	-	-	-
වැටකොළු	150 - 200	130 - 150	-	-	80 - 120	-	-	-	180 - 200	-
මෑකරල්	120 - 160	180 - 200	-	-	120 - 140	-	-	-	200 - 220	-
අළු කෙසෙල්	70 - 120	100 - 120	-	-	-	-	-	-	80 - 100	-
අමු මිරිස්	700 - 800	700 - 800	-	-	750 - 800	-	700 - 800	-	700 - 800	-
දෙහි	280 - 320	450 - 480	-	-	-	-	-	-	300 - 350	-
බතල	180 - 240	160 - 180	-	-	-	-	160 - 180	-	150 - 160	-
මඤ්ඤොක්කා	80 - 120	90 - 100	-	-	80 - 100	-	80 - 100	-	-	-
එළබටු	250 - 300	240 - 250	-	-	200 - 250	-			270 - 280	-
අර්තාපල් (ආනයනික)	160 - 200	140 - 165	-	-	-	-	-	-	165 - 175	-
අර්තාපල් (වැලිමඩ)	-	-	-	-	-	-	250 - 270	-	260 - 270	-
අර්තාපල් (නුවරඑළිය)	250 - 260	290 - 300	-	-	-	-	-	260 - 270	-	-
ලොකුළූණු (ආනයනික)	90 - 115	105 - 110	-	-	-	-	110 - 120	-	110 - 160	-
ලොකුළූණු දේශීය	-	-	-	-	-	-	-	-	-	-
කෙසෙල්										
ඇඹුල් (කිලෝවකට)	80 - 100	70 - 90								-
කෝලිකුට්ටු (කිලෝවකට)	220 - 250	200 - 220								-
සීනි (කිලෝවකට)	80 - 100	80 - 100								-
ආනමාළු (එකකට රු.)	25 - 28	-								-
ගස්ලබු (කිලෝවකට))	100 - 130	110 - 120								-
වැල්දොඩම් (එකකට රු.)	50 - 60									-
පළතුරු (එකකට රු.)										
අන්නාස -ලොකු ප්‍රමාණය	400 - 480									
- මධ්‍යම ප්‍රමාණය	300 - 380									-
- කුඩා ප්‍රමාණය	250 - 290									-
අඹ - බෙට්ටි	-									
-කර්තකොලොම්බන්	130 - 160									-
දිවුල්	120 - 140									-
අලිපේර	120 - 140									-
දොඩම්	120 - 140									-

Note:
Usually, the price collection for Veyangoda and Meegoda wholesale markets is done the previous day between 6.00 pm and 8.30 pm, and for all other wholesale markets, the price collection is done between 7.00 am and 2.00 pm.

Data Management Division
Hector Kobbekaduwa Agrarian
Research and Training Institute
P.O. Box 1522
Colombo.

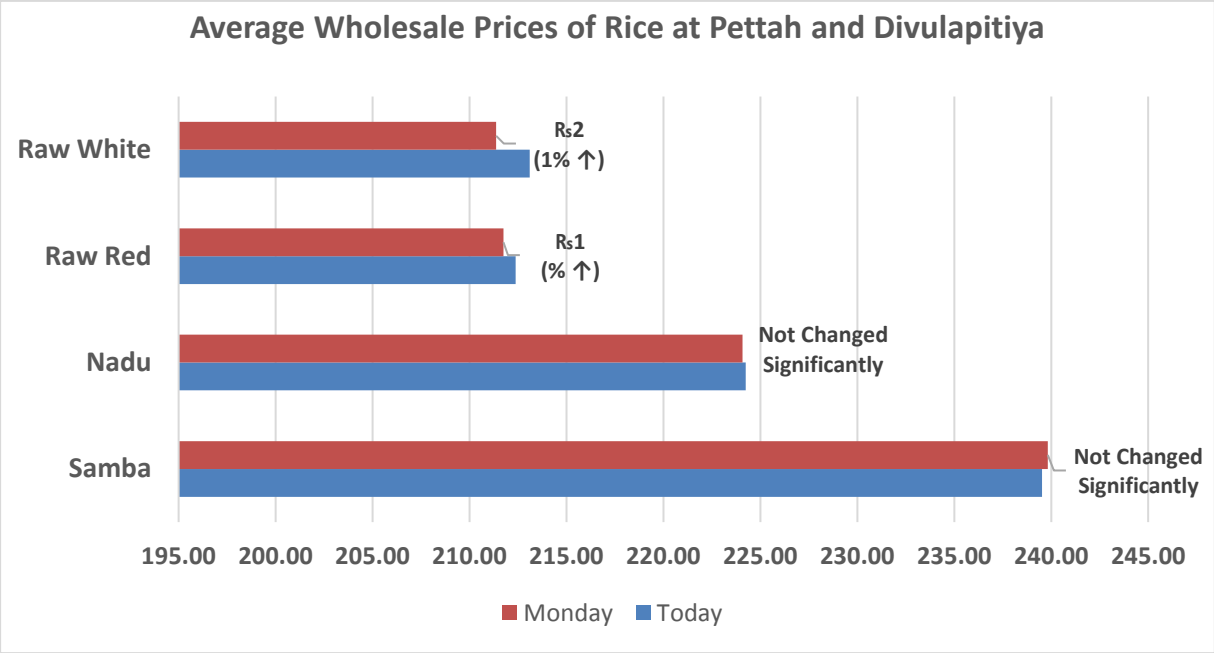
Average Wholesale Prices of Rice at Pettah and Divulapitiya
Raw White
Raw Red
Nadu
Samba
Rs2
(1% ↑)
Rs1
(% ↑)
Not Changed
Significantly
Not Changed
Significantly
195.00
200.00
205.00
210.00
215.00
220.00
225.00
230.00
235.00
240.00
245.00
Monday
Today

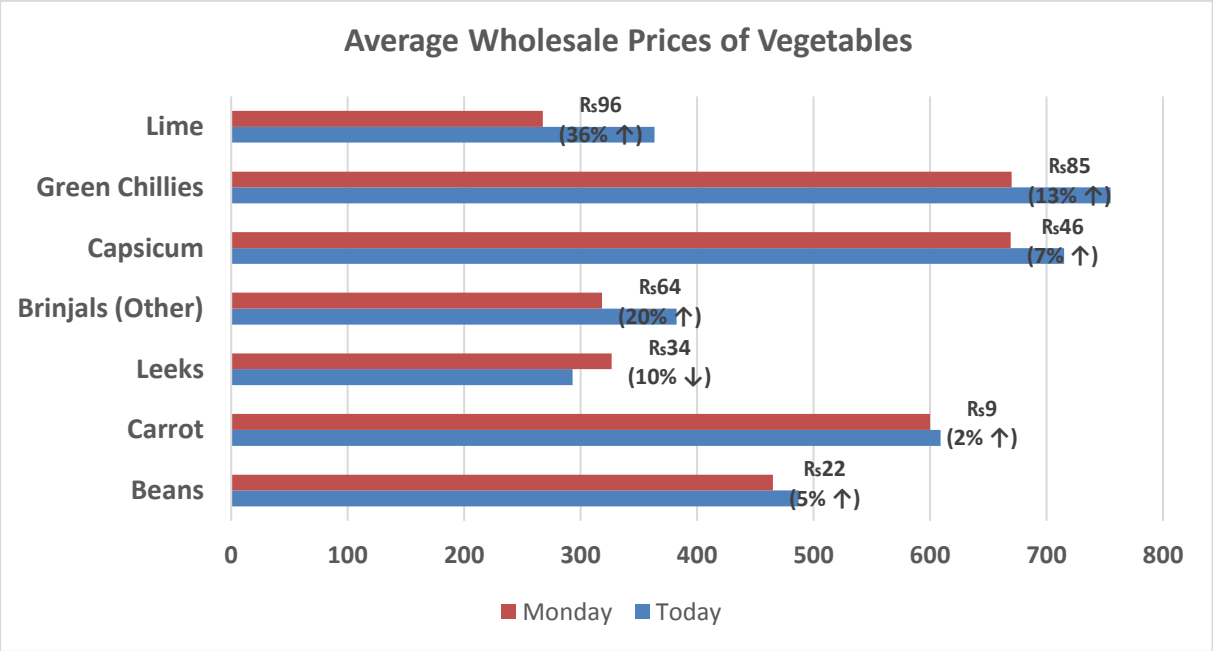
Average Wholesale Prices of Vegetables
Lime
Green Chillies
Capsicum
Brinjals (Other)
Leeks
Carrot
Beans
Rs96
(36% ↑)
Rs85
(13% ↑)
Rs46
(7% ↑)
Rs64
(20% ↑)
Rs34
(10% ↓)
Rs9
(2% ↑)
Rs22
(5% ↑)
0
100
200
300
400
500
600
700
800
Monday
Today

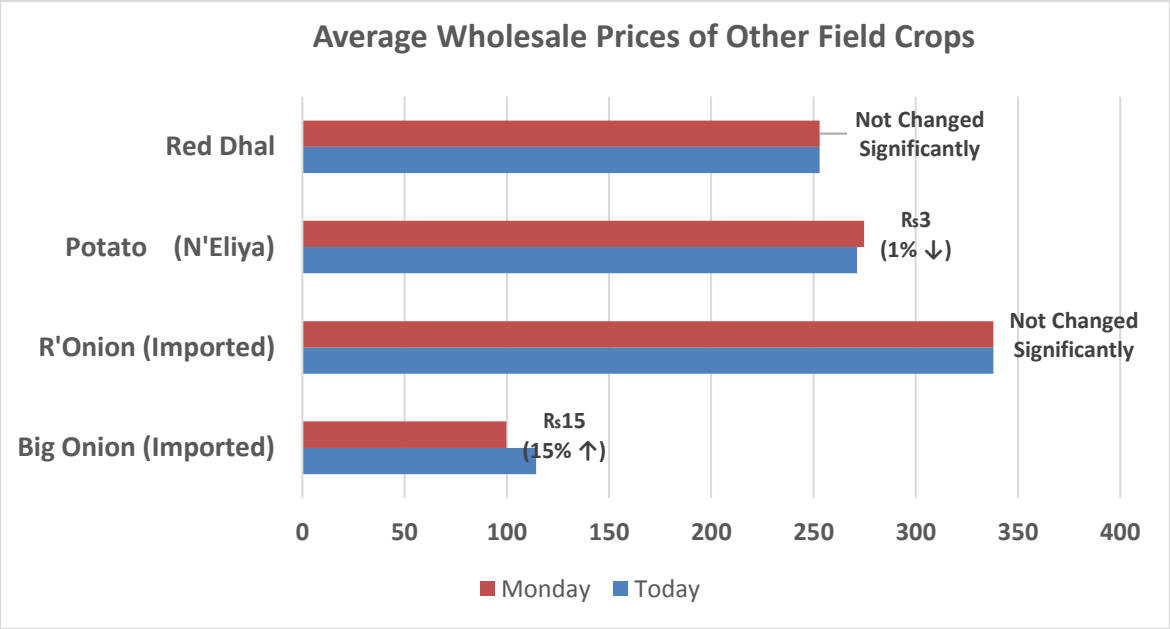
Average Wholesale Prices of Other Field Crops
Red Dhal
Potato (N'Eliya)
R'Onion (Imported)
Big Onion (Imported)
Not Changed Significantly
Rs3 (1% ↓)
Not Changed Significantly
Rs15 (15% ↑)
0
50
100
150
200
250
300
350
400
Monday
Today

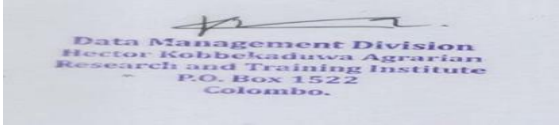
Data Management Division
Hector Kobbekaduwa Agrarian
Research and Training Institute
P.O. Box 1522
Colombo.