Hector Kobbekaduwa Agrarian Research and Training Institute
Data Management Division
(Wholesale Prices of Rice & Subsidiary Food Crops)

2025.06.25

Item	Pettah				Marandagahamula			
	Range	Average		Change *	Range	Average		Change *
	2025.06.25	2025.06.25	2025.06.24		2025.06.25	2025.06.25	2025.06.24	
Rice (Rs/kg)								
Samba 1	240.00 - 245.00	242.50	241.25	1.25	240.00 - 245.00	242.20	240.80	1.40
Samba 2	235.00 - 238.00	236.50	236.50		232.00 - 236.00	234.40	233.40	1.00
Keeri Samba	270.00 - 300.00	285.00	285.00		268.00 - 273.00	270.60	270.00	0.60
Nadu 1	220.00 - 228.00	223.60	226.25	-2.65	224.00 - 227.00	225.60	224.80	0.80
Nadu 2	215.00 - 218.00	216.50	221.00	-4.50	216.00 - 220.00	217.40	217.60	-0.20
Raw red	205.00 - 215.00	211.25	211.25		206.00 - 208.00	207.00	206.80	0.20
Raw White	205.00 - 210.00	207.50	211.25	-3.75	207.00 - 212.00	209.00	208.80	0.20
Imported Rice								
Ponne Samba	230.00 - 235.00	232.50	233.75	-1.25	-			
Nadu	-				-			
Raw White	205.00 - 210.00	207.50	207.50		-			
Raw red								
Subsidiary Food Crops								
Dried Chillies (Rs/Kg)								
Imported	520.00 - 600.00	568.00	568.00					
Local								
Onion (Rs/Kg)								
Sinnan	-							
Vedalan	320.00 - 450.00	372.00	402.00	-30.00				
Imported	330.00 - 370.00	346.00	332.00	14.00				
Big Onion								
Imported	80.00 - 110.00	92.00	82.00	10.00				
Local	-							
Potatoes (Rs/Kg)								
Welimada	-							
Nuwaraeliya	280.00 - 300.00	292.00	292.00					
Imported	140.00 - 200.00	164.00	164.00					
Pulses (Rs/Kg)								
Green Gram	700.00 - 800.00	740.00	740.00					
Cowpea	700.00 - 800.00	740.00	740.00					
Red Dhal	250.00 - 255.00	252.00	252.00					
Consumption Item(Rs/Kg)								
Sugar(White)	215.00 - 217.00	216.00	216.00					
Wheat Flour	155.00 - 165.00	160.00	157.50	2.50				
Eggs (Rs/Egg)								
Brown	34.00 - 34.00	34.00	34.00					
White	32.00 - 32.00	32.00	32.00					

Data Management Division
Hector Kobbekaduwa Agrarian
Research and Training Institute
P.O. Box 1522
Colombo.

Hector Kobbekaduwa Agrarian Research and Training Institute
Data Management Division

Variety	2025.06.25 Peliyagoda Market	2025.06.25 Kandy Market	2025.06.25 Dambulla Market	2025.06.24 Meegoda Market	2025.06.25 Norochchole Market	2025.06.25 Thambuththegama Market	2025.06.25 Keppetipola Market	2025.06.25 Nuwaraeliya Market	2025.06.25 Bandarawela Market	2025.06.24 Veyangoda Market
Up Country Vegetable										
Beans	550 - 650	500 - 550	450 - 550	600 - 680	-	530 - 600	500 - 550	540 - 560	540 - 580	600 - 660
Carrot	250 - 350	250 - 280	280 - 350	300 - 350	-	280 - 350	200 - 250	320 - 330	270 - 320	280 - 330
Leeks	180 - 250	180 - 200	180 - 200	230 - 260	-	220 - 260	180 - 200	220 - 230	190 - 220	180 - 220
Beet root	180 - 220	150 - 180	120 - 150	180 - 240	130 - 150	200 - 220	-	-	-	160 - 200
Beet root (N Eliya)	260 - 300	220 - 230	170 - 200	-	-	-	180 - 200	200 - 220	220 - 240	-
Knolkhol	100 - 130	100 - 120	130 - 150	180 - 220	-	-	120 - 150	140 - 160	140 - 150	150 - 200
Raddish	60 - 80	80 - 90	40 - 70	80 - 100	60 - 70	60 - 70	60 - 70	70 - 90	70 - 80	70 - 100
Cabbage (N'Eliya)	-	-	210 - 230	-	-	-	180 - 220	220 - 230	180 - 210	-
Cabbage (Kandy)	170 - 220	150 - 180	180 - 200	220 - 250	-	200 - 280	-	-	-	200 - 240
Tomato	180 - 220	180 - 200	140 - 170	200 - 260	-	160 - 200	100 - 120	120 - 140	180 - 200	220 - 270
Low country Vegetable										
Ladies Fingers	70 - 100	90 - 100	80 - 100	90 - 130	60 - 80	80 - 110	-	-	90 - 110	80 - 130
Brinjals	250 - 320	250 - 280	250 - 300	350 - 380	230 - 250	220 - 280	280 - 320	-	250 - 270	300 - 350
Capsicum	300 - 380	330 - 350	300 - 350	370 - 400	-	400 - 450	300 - 350	340 - 380	340 - 370	350 - 420
Pumpkin	100 - 120	110 - 120	100 - 120	120 - 140	-	90 - 120	100 - 120	-	110 - 130	100 - 140
Cucumber	50 - 80	40 - 50	40 - 50	50 - 80	10 - 20	40 - 50	50 - 80	-	60 - 70	50 - 80
Bitter Gourd	350 - 450	330 - 350	320 - 350	360 - 400	300 - 350	330 - 380	-	-	380 - 400	360 - 430
Snake Gourd	100 - 130	100 - 130	100 - 120	140 - 200	80 - 130	90 - 120	-	-	110 - 130	130 - 160
Drumstick	500 - 1000	500 600	-	-	600 - 650	-	-	-	-	-
Luffa	100 - 130	90 - 120	80 - 110	110 - 150	-	80 - 100	-	-	110 - 130	100 - 140
Long Beans	180 - 250	220 - 250	160 - 250	200 - 280	200 - 250	160 - 200	-	-	200 - 230	220 - 270
Ash Plantains	60 - 100	90 - 110	50 - 70	70 - 100	50 - 70	60 - 70	-	-	80 - 90	70 - 100
Green Chillies	450 - 500	600 - 650	400 - 500	600 - 700	450 - 500	600 - 700	500 - 525	-	550 - 600	550 - 650
Lime	200 - 250	250 - 270	150 - 200	190 - 230	-	150 - 160	-	-	250 - 260	180 - 230
Sweet Potatoe	150 - 180	140 - 150	100 - 130	130 - 160	-	130 - 150	150 - 170	-	150 - 160	120 - 140
Manioc	80 - 120	90 - 100	70 - 90	100 - 110	80 - 100	80 - 100	70 - 90	-	-	100 - 120
Eggplant	220 - 280	230 - 250	200 - 250	300 - 350	200 - 240	180 - 220			260 - 280	280 - 350
Potato(Imported)	140 - 200	140 - 170	135 - 160	135 - 160	-	150 - 165	-	-	145 - 165	135 - 145
Potato (Welimada)	-	-	-	260 - 270	-	-	250 - 270	-	260 - 280	280 - 300
Potato (Nuwaraeliya)	280 - 300	280 - 300	260 - 280	275 - 290	-	-	-	260 - 270	-	-
B'Onion Imported	80 - 110	80 - 110	80 - 100	75 - 105	-	80 - 110	90 - 115	-	110 - 120	75 - 105
Big-onion Local	-	-	-	-	-	-	-	-	-	-
Banana										
Ambul(Rs/Kg)	70 - 80	90 - 100								-
Kolikuttu	180 - 200	210 - 220								-
Seeni	70 - 80	90 - 110								-
Anamalu (Rs/Fruits)	24 - 28	-								-
Papaya (Rs/Kg)	80 - 120	100 - 110								-
Passion Fruits(Rs/Fruit	50 - 70									-
Other Fruits (Rs/Fruit)										
Pineapple - Large	450 - 490									
- Medium	350 - 380									-
- Small	280 - 300									-
Mango - Betti	-									
- Karathakolo	260 - 300									-
Woodapple	110 - 140									-
Avocado	70 - 90									-
Orange	100 - 130									-

Data Management Division
Hector Kobbekaduwa Agrarian
Research and Training Institute
P.O. Box 1522

හෙක්ටර් කොබ්බෑකඩුව ගොවිකටයුතු පර්යේෂණ හා පුහුණු කිරීමේ ආයතනය

Hector Kobbekaduwa Agrarian Research and Training Institute

දත්ත කළමනාකරණ අංශය

තොග මිල ගණන් (කිලෝවකට රුපියල්)

Wholesale Prices (Rs/Kg)

වර්ගය	2025.06.25 පැලියගොඩ වෙළඳපොළ	2025.06.25 මහනුවර වෙළඳපොළ	2025.06.25 දඹුල්ල වෙළඳපොළ	2025.06.24 මීගොඩ වෙළඳපොළ	2025.06.25 නොරොච්චෝලේ වෙළඳපොළ	2025.06.25 තඹුත්තේගම වෙළඳපොළ	2025.06.25 කෑප්පෙටිපොළ වෙළඳපොළ	2025.06.25 නුවරඑළිය වෙළඳපොළ	2025.06.25 බණ්ඩාරවෙල වෙළඳපොළ	2025.06.24 වේයන්ගොඩ වෙළඳපොළ
උඩරට එළවළු										
බෝංචි	550 - 650	500 - 550	450 - 550	600 - 680	-	530 - 600	500 - 550	540 - 560	540 - 580	600 - 660
කැරට්	250 - 350	250 - 280	280 - 350	300 - 350	-	280 - 350	200 - 250	320 - 330	270 - 320	280 - 330
ලීක්ස්	180 - 250	180 - 200	180 - 200	230 - 260	-	220 - 260	180 - 200	220 - 230	190 - 220	180 - 220
බීට්රූට්	180 - 220	150 - 180	120 - 150	180 - 240	130 - 150	200 - 220	-	-	-	160 - 200
බීට්රූට් (නුවරඑළිය)	260 - 300	220 - 230	170 - 200	-	-	-	180 - 200	200 - 220	220 - 240	-
නෝකෝල්	100 - 130	100 - 120	130 - 150	180 - 220	-	-	120 - 150	140 - 160	140 - 150	150 - 200
රාබු	60 - 80	80 - 90	40 - 70	80 - 100	60 - 70	60 - 70	60 - 70	70 - 90	70 - 80	70 - 100
ගෝවා (නුවරඑළිය)	-	-	210 - 230	-	-	-	180 - 220	220 - 230	180 - 210	-
ගෝවා (නුවර)	170 - 220	150 - 180	180 - 200	220 - 250	-	200 - 280	-	-	-	200 - 240
තක්කාලි	180 - 220	180 - 200	140 - 170	200 - 260	-	160 - 200	100 - 120	120 - 140	180 - 200	220 - 270
පහතරට එළවළු										
බණ්ඩක්කා	70 - 100	90 - 100	80 - 100	90 - 130	60 - 80	80 - 110	-	-	90 - 110	80 - 130
වම්බටු	250 - 320	250 - 280	250 - 300	350 - 380	230 - 250	220 - 280	280 - 320	-	250 - 270	300 - 350
මාළු මිරිස්	300 - 380	330 - 350	300 - 350	370 - 400	-	400 - 450	300 - 350	340 - 380	340 - 370	350 - 420
වට්ටක්කා	100 - 120	110 - 120	100 - 120	120 - 140	-	90 - 120	100 - 120	-	110 - 130	100 - 140
පිපිඤ්ඤා	50 - 80	40 - 50	40 - 50	50 - 80	10 - 20	40 - 50	50 - 80	-	60 - 70	50 - 80
කරවිල	350 - 450	330 - 350	320 - 350	360 - 400	300 - 350	330 - 380	-	-	380 - 400	360 - 430
පතෝල	100 - 130	100 - 130	100 - 120	140 - 200	80 - 130	90 - 120	-	-	110 - 130	130 - 160
මුරුංගා	500 - 1000	500 600	-	-	600 - 650	-	-	-	-	-
වැටකොළු	100 - 130	90 - 120	80 - 110	110 - 150	-	80 - 100	-	-	110 - 130	100 - 140
මෑකරල්	180 - 250	220 - 250	160 - 250	200 - 280	200 - 250	160 - 200	-	-	200 - 230	220 - 270
අළු කෙසෙල්	60 - 100	90 - 110	50 - 70	70 - 100	50 - 70	60 - 70	-	-	80 - 90	70 - 100
අමු මිරිස්	450 - 500	600 - 650	400 - 500	600 - 700	450 - 500	600 - 700	500 - 525	-	550 - 600	550 - 650
දෙහි	200 - 250	250 - 270	150 - 200	190 - 230	-	150 - 160	-	-	250 - 260	180 - 230
බතල	150 - 180	140 - 150	100 - 130	130 - 160	-	130 - 150	150 - 170	-	150 - 160	120 - 140
මඤ්ඤොක්කා	80 - 120	90 - 100	70 - 90	100 - 110	80 - 100	80 - 100	70 - 90	-	-	100 - 120
එළබටු	220 - 280	230 - 250	200 - 250	300 - 350	200 - 240	180 - 220			260 - 280	280 - 350
අර්තාපල් (ආනයනික)	140 - 200	140 - 170	135 - 160	135 - 160	-	150 - 165	-	-	145 - 165	135 - 145
අර්තාපල් (වැලිමඩ)	-	-	-	260 - 270	-	-	250 - 270	-	260 - 280	280 - 300
අර්තාපල් (නුවරඑළිය)	280 - 300	280 - 300	260 - 280	275 - 290	-	-	-	260 - 270	-	-
ලොකුළූණු (ආනයනික)	80 - 110	80 - 110	80 - 100	75 - 105	-	80 - 110	90 - 115	-	110 - 120	75 - 105
ලොකුළූණු දේශීය	-	-	-	-	-	-	-	-	-	-
කෙසෙල්										
ඇඹුල් (කිලෝවකට)	70 - 80	90 - 100								-
කෝලිකුට්ටු (කිලෝවකට)	180 - 200	210 - 220								-
සීනි (කිලෝවකට)	70 - 80	90 - 110								-
ආනමාළු (එකකට රු.)	24 - 28	-								-
ගස්ලබු (කිලෝවකට))	80 - 120	100 - 110								-
වැල්දොඩම් (එකකට රු.)	50 - 70									-
පළතුරු (එකකට රු.)										
අන්නාස -ලොකු ප්‍රමාණය	450 - 490									
- මධ්‍යම ප්‍රමාණය	350 - 380									-
- කුඩා ප්‍රමාණය	280 - 300									-
අඹ - බෙට්ටි	-									
-කර්තකොලොම්බන්	260 - 300									-
දිවුල්	110 - 140									-
අලිපේර	70 - 90									-
දොඩම්	100 - 130									-

Note:
Usually, the price collection for Veyangoda and Meegoda wholesale markets is done the previous day between 6.00 pm and 8.30 pm, and for all other wholesale markets, the price collection is done between 7.00 am and 2.00 pm.

Data Management Division
Hector Kobbekaduwa Agrarian Research and Training Institute
P.O. Box 1522
Colombo.

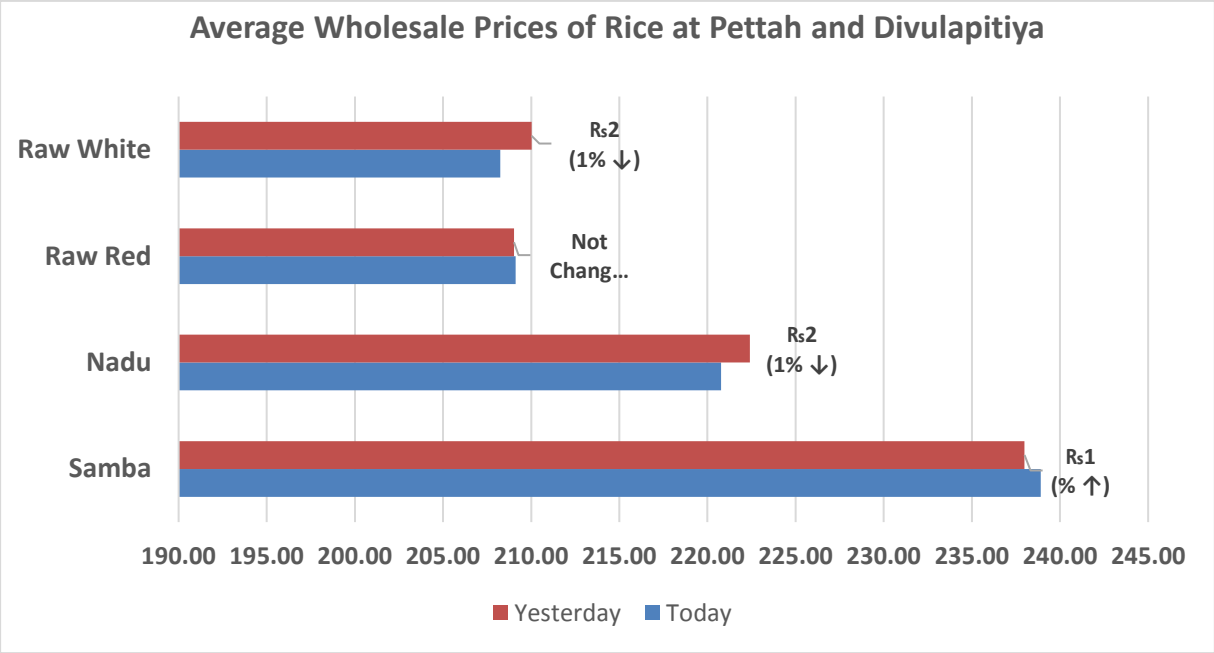
Average Wholesale Prices of Rice at Pettah and Divulapitiya
Raw White
Raw Red
Nadu
Samba
Rs2
(1% ↓)
Not
Chang...
Rs2
(1% ↓)
Rs1
(% ↑)
190.00
195.00
200.00
205.00
210.00
215.00
220.00
225.00
230.00
235.00
240.00
245.00
Yesterday
Today

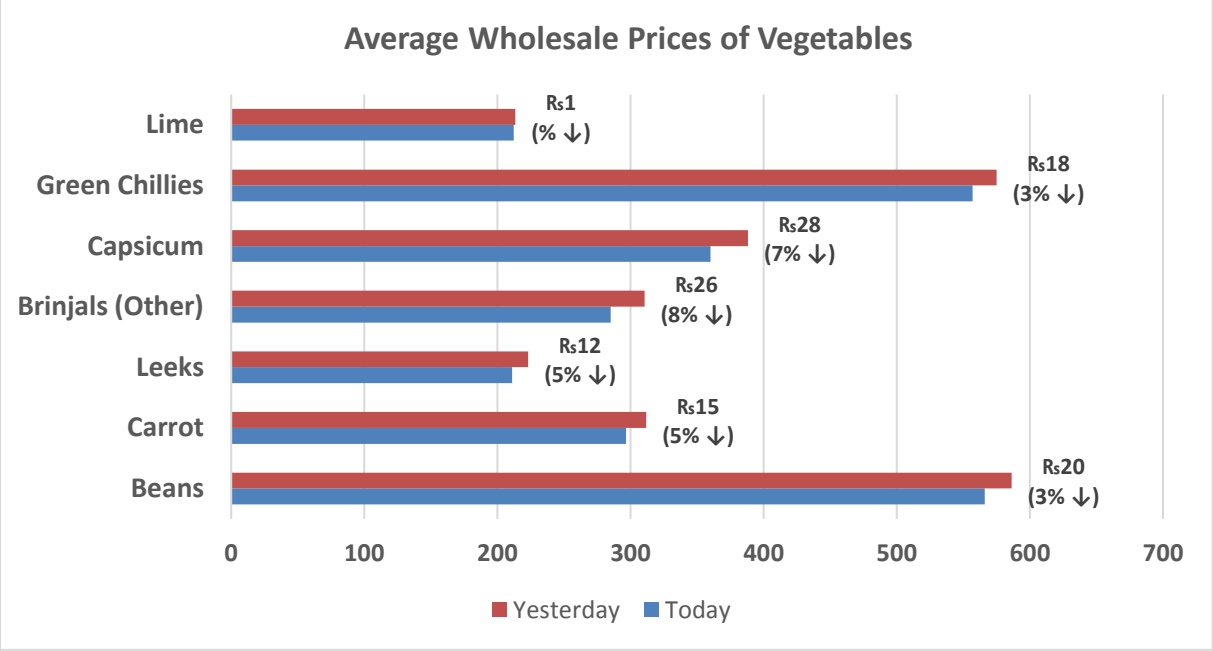
Average Wholesale Prices of Vegetables
Lime
Green Chillies
Capsicum
Brinjals (Other)
Leeks
Carrot
Beans
Rs1
(% ↓)
Rs18
(3% ↓)
Rs28
(7% ↓)
Rs26
(8% ↓)
Rs12
(5% ↓)
Rs15
(5% ↓)
Rs20
(3% ↓)
0
100
200
300
400
500
600
700
Yesterday
Today

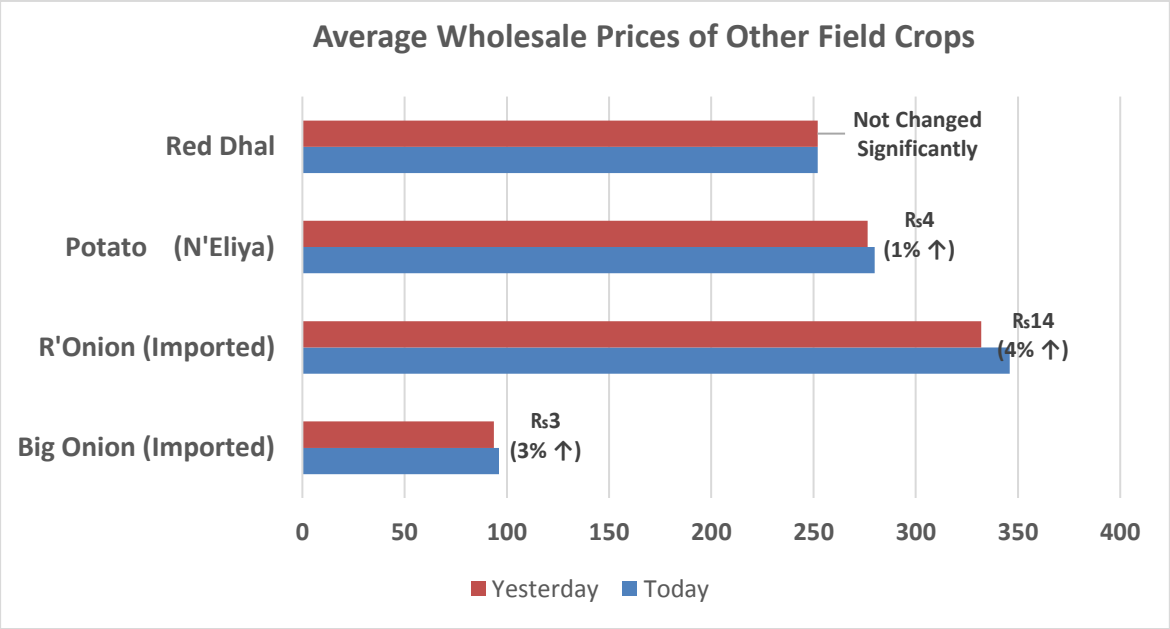
Average Wholesale Prices of Other Field Crops
Red Dhal
Potato (N'Eliya)
R'Onion (Imported)
Big Onion (Imported)
Not Changed Significantly
Rs4 (1% ↑)
Rs14 (4% ↑)
Rs3 (3% ↑)
0
50
100
150
200
250
300
350
400
Yesterday
Today

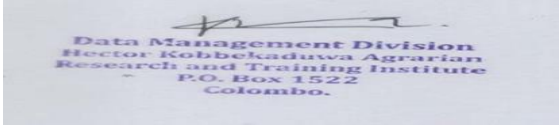
Data Management Division
Hector Kobbekaduwa Agrarian
Research and Training Institute
P.O. Box 1522
Colombo.