Hector Kobbekaduwa Agrarian Research and Training Institute
Data Management Division
(Wholesale Prices of Rice & Subsidiary Food Crops)

2025.05.07

Item	Pettah				Marandagahamula			
	Range	Average		Change *	Range	Average		Change *
	2025.05.07	2025.05.07	2025.05.06		2025.05.07	2025.05.07	2025.05.06	
Rice (Rs/kg)								
Samba 1	240.00 - 245.00	241.25	241.25		238.00 - 240.00	239.40	238.80	
Samba 2	235.00 - 238.00	236.50	236.50		234.00 - 236.00	235.20	234.80	
Keeri Samba	255.00 - 280.00	267.50	270.00	-2.50	265.00 - 270.00	268.75	268.75	
Nadu 1	225.00 - 230.00	227.50	227.50		228.00 - 230.00	229.20	229.20	
Nadu 2	220.00 - 222.00	221.00	221.00		218.00 - 220.00	218.80	218.80	
Raw red	210.00 - 215.00	211.75	211.75		210.00 - 215.00	212.60	212.80	
Raw White	210.00 - 215.00	212.50	212.50		210.00 - 213.00	211.40	211.60	
Imported Rice								
Ponne Samba	225.00 - 235.00	228.75	230.00	-1.25	-			
Nadu	215.00 - 220.00	218.00	218.00		-			
Raw White	205.00 - 210.00	207.50	207.50		-			
Raw red								
Subsidiary Food Crops								
Dried Chillies (Rs/Kg)								
Imported	500.00 - 550.00	520.00	520.00					
Local								
Onion (Rs/Kg)								
Sinnan	-							
Vedalan	300.00 - 320.00	308.00						
Imported	280.00 - 300.00	288.00	276.00	12.00				
Big Onion								
Imported	80.00 - 110.00	92.00	72.00	20.00				
Local	-							
Potatoes (Rs/Kg)								
Welimada	220.00 - 230.00	224.00	242.00	-18.00				
Nuwaraeliya	250.00 - 260.00	254.00	272.00	-18.00				
Imported	170.00 - 180.00	176.00	168.00	8.00				
Pulses (Rs/Kg)								
Green Gram	700.00 - 800.00	740.00	760.00	-20.00				
Cowpea	650.00 - 700.00	680.00	670.00	10.00				
Red Dhal	255.00 - 260.00	257.00	257.00					
Consumption Item(Rs/Kg)								
Sugar(White)	212.00 - 215.00	213.50	213.50					
Wheat Flour	145.00 - 157.00	151.00	151.50	-0.50				
Eggs (Rs/Egg)								
Brown	27.00 - 29.00	28.00						
White	25.00 - 26.00	25.50						

Data Management Division
Hector Kobbekaduwa Agrarian
Research and Training Institute
P.O. Box 1522
Colombo.

Hector Kobbekaduwa Agrarian Research and Training Institute
Data Management Division

Variety	2025.05.07 Peliyagoda Market	2025.05.07 Kandy Market	2025.05.07 Dambulla Market	2025.05.06 Meegoda Market	2025.05.07 Norochchole Market	2025.05.07 Thambuththegama Market	2025.05.07 Keppetipola Market	2025.05.07 Nuwaraeliya Market	2025.05.07 Bandarawela Market	2025.05.06 Veyangoda Market
Up Country Vegetable										
Beans	600 - 750	700 - 750	650 - 700	-	-	580 - 650	650 - 700	660 - 700	630 - 650	-
Carrot	750 - 900	800 - 850	680 - 850	-	-	650 - 730	650 - 700	660 - 680	600 - 650	-
Leeks	160 - 200	280 - 320	160 - 240	-	-	150 - 200	140 - 150	140 - 150	140 - 150	-
Beet root	450 - 500	450 - 500	450 - 480	-	400 - 450	450 - 500	-	-	-	-
Beet root (N Eliya)	550 - 600	-	480 - 500	-	-	-	350 - 380	290 - 300	340 - 350	-
Knolkhol	250 - 300	260 - 280	300 - 350	-	-	-	220 - 250	230 - 240	220 - 240	-
Raddish	150 - 200	120 - 150	120 - 140	-	80 - 100	150 - 160	70 - 80	110 - 130	80 - 90	-
Cabbage (N'Eliya)	-	360 - 370	390 - 400	-	-	-	300 - 350	410 - 430	330 - 350	-
Cabbage (Kandy)	450 - 500	330 - 350	350 - 370	-	-	350 - 400	-	-	-	-
Tomato	800 - 950	800 - 850	650 - 700	-	-	650 - 750	650 - 700	680 - 720	700 - 730	-
Low country Vegetable										
Ladies Fingers	300 - 350	280 - 300	220 - 250	-	180 - 200	200 - 250	-	-	300 - 320	-
Brinjals	450 - 550	350 - 400	300 - 360	-	-	250 - 320	-	-	350 - 380	-
Capsicum	800 - 1000	-	650 - 800	-	-	700 - 800	800 - 850	830 - 860	750 - 800	-
Pumpkin	160 - 180	190 - 200	150 - 160	-	-	150 - 200	170 - 180	-	170 - 180	-
Cucumber	70 - 100	120 - 130	60 - 70	-	60 - 70	40 - 60	80 - 100	-	80 - 100	-
Bitter Gourd	400 - 500	450 - 480	350 - 450	-	400 - 450	350 - 400	-	-	380 - 400	-
Snake Gourd	350 - 400	280 - 300	250 - 300	-	-	150 - 200	-	-	-	-
Drumstick	450 - 500		-	-	500 - 600	-	-	-	-	-
Luffa	350 - 400	380 - 400	350 - 400	-	250 - 280	250 - 300	-	-	350 - 360	-
Long Beans	350 - 450	330 - 350	180 - 250	-	180 - 200	200 - 250	-	-	250 - 280	-
Ash Plantains	70 - 80	100 - 130	60 - 70	-	60 - 80	60 - 70	-	-	90 - 100	-
Green Chillies	100 - 150	300 - 350	150 - 230	-	200 - 250	200 - 300	220 - 250	-	200 - 250	-
Lime	220 - 250	200 - 250	250 - 280	-	-	160 - 200	-	-	180 - 200	-
Sweet Potatoe	180 - 220	-	130 - 170	-	-	130 - 180	150 - 160	-	170 - 180	-
Manioc	80 - 120	-	60 - 80	-	80 - 100	80 - 90	90 - 100	-	-	-
Eggplant	250 - 300	-	200 - 250	-	180 - 200	200 - 250			270 - 280	-
Potato(Imported)	170 - 180	170 - 180	180 - 190	-	-	175 - 200	-	-	185 - 195	-
Potato (Welimada)	220 - 230	-	-	-	-	-	230 - 250	-	240 - 260	-
Potato (Nuwaraeliya)	250 - 260	280 - 290	-	-	-	-	-	270 - 280	-	-
B'Onion Imported	80 - 110	80 - 115	100 - 110	-	-	115 - 120	100 - 110	-	95 - 120	-
Big-onion Local	-	-	-	-	-	-	-	-	-	-
Banana										
Ambul(Rs/Kg)	70 - 100	70 - 100								-
Kolikuttu	180 - 220	200 - 220								-
Seeni	80 - 100	80 - 100								-
Anamalu (Rs/Fruits)	27 - 30	-								-
Papaya (Rs/Kg)	100 - 120	90 - 100								-
Passion Fruits(Rs/Fruit	25 - 30									-
Other Fruits (Rs/Fruit)										
Pineapple - Large	320 - 340									
- Medium	250 - 260									-
- Small	180 - 200									-
Mango - Betti	-									
- Karathakolo	400 - 430									-
Woodapple	100 - 120									-
Avocado	130 - 150									-
Orange	40 - 50									-

Data Management Division
Hector Kobbekaduwa Agrarian
Research and Training Institute
P.O. Box 1522

හෙක්ටර් කොබ්බෑකඩුව ගොවිකටයුතු පර්යේෂණ හා පුහුණු කිරීමේ ආයතනය

Hector Kobbekaduwa Agrarian Research and Training Institute

දත්ත කළමනාකරණ අංශය

තොග මිල ගණන් (කිලෝවකට රුපියල්)

Wholesale Prices (Rs/Kg)

වර්ගය	2025.05.07 පැලියගොඩ වෙළඳපොළ	2025.05.07 මහනුවර වෙළඳපොළ	2025.05.07 දඹුල්ල වෙළඳපොළ	2025.05.06 මීගොඩ වෙළඳපොළ	2025.05.07 නොරොච්චෝලේ වෙළඳපොළ	2025.05.07 තඹුත්තේගම වෙළඳපොළ	2025.05.07 කැප්පෙටිපොළ වෙළඳපොළ	2025.05.07 නුවරඑළිය වෙළඳපොළ	2025.05.07 බණ්ඩාරවෙල වෙළඳපොළ	2025.05.06 වේයන්ගොඩ වෙළඳපොළ
උඩරට එළවළු										
බෝංචි	600 - 750	700 - 750	650 - 700	-	-	580 - 650	650 - 700	660 - 700	630 - 650	-
කැරට්	750 - 900	800 - 850	680 - 850	-	-	650 - 730	650 - 700	660 - 680	600 - 650	-
ලීක්ස්	160 - 200	280 - 320	160 - 240	-	-	150 - 200	140 - 150	140 - 150	140 - 150	-
බීට්රූට්	450 - 500	450 - 500	450 - 480	-	400 - 450	450 - 500	-	-	-	-
බීට්රූට් (නුවරඑළිය)	550 - 600	-	480 - 500	-	-	-	350 - 380	290 - 300	340 - 350	-
නෝකෝල්	250 - 300	260 - 280	300 - 350	-	-	-	220 - 250	230 - 240	220 - 240	-
රාබු	150 - 200	120 - 150	120 - 140	-	80 - 100	150 - 160	70 - 80	110 - 130	80 - 90	-
ගෝවා (නුවරඑළිය)	-	360 - 370	390 - 400	-	-	-	300 - 350	410 - 430	330 - 350	-
ගෝවා (නුවර)	450 - 500	330 - 350	350 - 370	-	-	350 - 400	-	-	-	-
තක්කාලි	800 - 950	800 - 850	650 - 700	-	-	650 - 750	650 - 700	680 - 720	700 - 730	-
පහතරට එළවළු										
බණ්ඩක්කා	300 - 350	280 - 300	220 - 250	-	180 - 200	200 - 250	-	-	300 - 320	-
වම්බටු	450 - 550	350 - 400	300 - 360	-	-	250 - 320	-	-	350 - 380	-
මාළු මිරිස්	800 - 1000	-	650 - 800	-	-	700 - 800	800 - 850	830 - 860	750 - 800	-
වට්ටක්කා	160 - 180	190 - 200	150 - 160	-	-	150 - 200	170 - 180	-	170 - 180	-
පිපිඤ්ඤා	70 - 100	120 - 130	60 - 70	-	60 - 70	40 - 60	80 - 100	-	80 - 100	-
කරවිල	400 - 500	450 - 480	350 - 450	-	400 - 450	350 - 400	-	-	380 - 400	-
පතෝල	350 - 400	280 - 300	250 - 300	-	-	150 - 200	-	-	-	-
මුරුංගා	450 - 500		-	-	500 - 600	-	-	-	-	-
වැටකොළු	350 - 400	380 - 400	350 - 400	-	250 - 280	250 - 300	-	-	350 - 360	-
මෑකරල්	350 - 450	330 - 350	180 - 250	-	180 - 200	200 - 250	-	-	250 - 280	-
අළු කෙසෙල්	70 - 80	100 - 130	60 - 70	-	60 - 80	60 - 70	-	-	90 - 100	-
අමු මිරිස්	100 - 150	300 - 350	150 - 230	-	200 - 250	200 - 300	220 - 250	-	200 - 250	-
දෙහි	220 - 250	200 - 250	250 - 280	-	-	160 - 200	-	-	180 - 200	-
බතල	180 - 220	-	130 - 170	-	-	130 - 180	150 - 160	-	170 - 180	-
මඤ්ඤොක්කා	80 - 120	-	60 - 80	-	80 - 100	80 - 90	90 - 100	-	-	-
එළබටු	250 - 300	-	200 - 250	-	180 - 200	200 - 250			270 - 280	-
අර්තාපල් (ආනයනික)	170 - 180	170 - 180	180 - 190	-	-	175 - 200	-	-	185 - 195	-
අර්තාපල් (වැලිමඩ)	220 - 230	-	-	-	-	-	230 - 250	-	240 - 260	-
අර්තාපල් (නුවරඑළිය)	250 - 260	280 - 290	-	-	-	-	-	270 - 280	-	-
ලොකුළූණු (ආනයනික)	80 - 110	80 - 115	100 - 110	-	-	115 - 120	100 - 110	-	95 - 120	-
ලොකුළූණු දේශීය	-	-	-	-	-	-	-	-	-	-
කෙසෙල්										
ඇඹුල් (කිලෝවකට)	70 - 100	70 - 100								-
කෝලිකුට්ටු (කිලෝවකට)	180 - 220	200 - 220								-
සීනි (කිලෝවකට)	80 - 100	80 - 100								-
ආනමාළු (එකකට රු.)	27 - 30	-								-
ගස්ලබු (කිලෝවකට))	100 - 120	90 - 100								-
වැල්දොඩම් (එකකට රු.)	25 - 30									-
පළතුරු (එකකට රු.)										
අන්නාස -ලොකු ප්‍රමාණය	320 - 340									
- මධ්‍යම ප්‍රමාණය	250 - 260									-
- කුඩා ප්‍රමාණය	180 - 200									-
අඹ - බෙට්ටි	-									
-කර්තකොලොම්බන්	400 - 430									-
දිවුල්	100 - 120									-
අලිපේර	130 - 150									-
දොඩම්	40 - 50									-

Note:
Usually, the price collection for Veyangoda and Meegoda wholesale markets is done the previous day between 6.00 pm and 8.30 pm, and for all other wholesale markets, the price collection is done between 7.00 am and 2.00 pm.

Data Management Division
Hector Kobbekaduwa Agrarian
Research and Training Institute
P.O. Box 1522
Colombo.

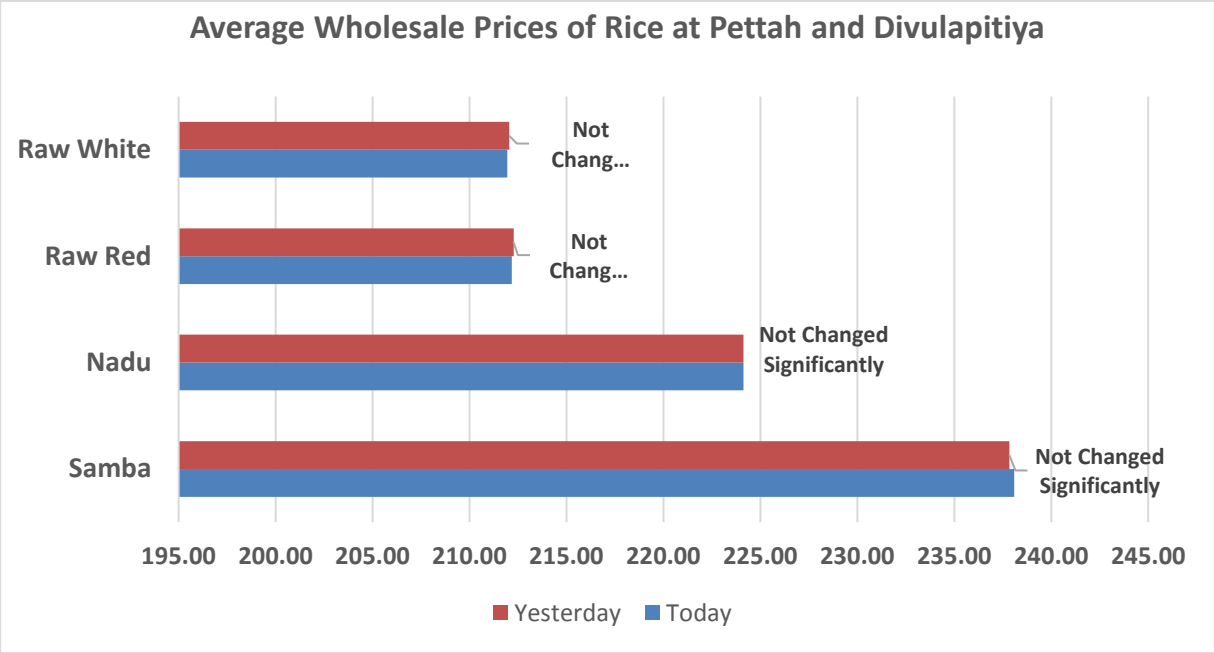
Average Wholesale Prices of Rice at Pettah and Divulapitiya
Raw White
Raw Red
Nadu
Samba
Not Chang...
Not Chang...
Not Changed Significantly
Not Changed Significantly
195.00
200.00
205.00
210.00
215.00
220.00
225.00
230.00
235.00
240.00
245.00
Yesterday
Today

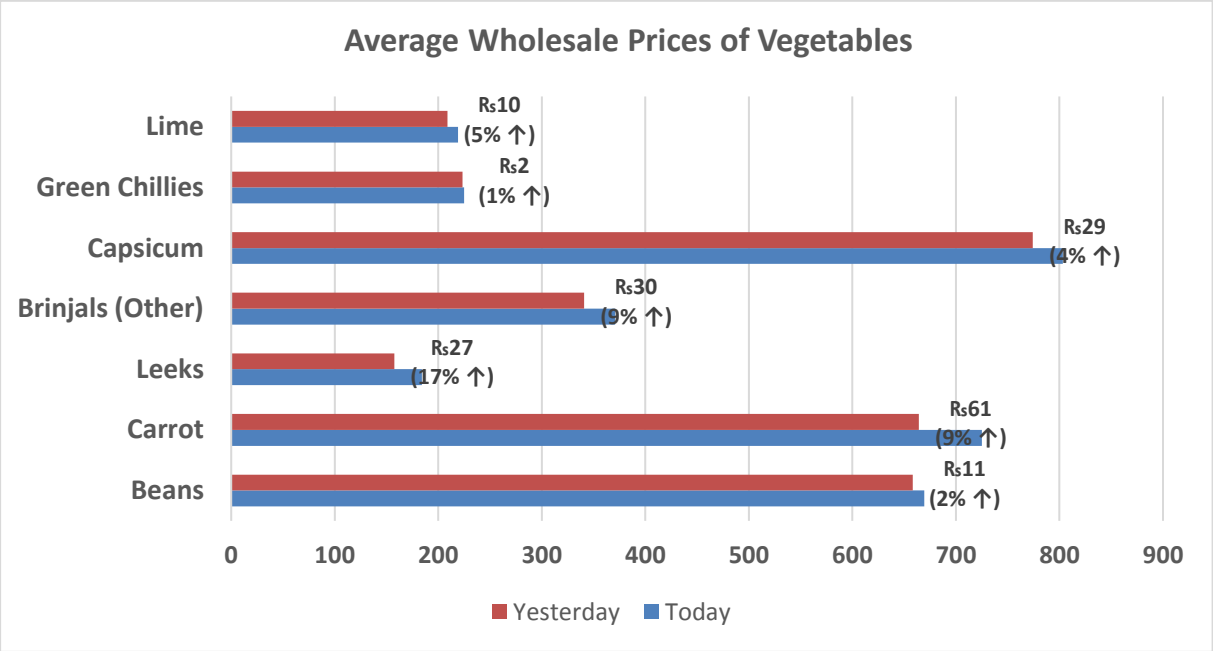
Average Wholesale Prices of Vegetables
Lime
Green Chillies
Capsicum
Brinjals (Other)
Leeks
Carrot
Beans
Rs10 (5% ↑)
Rs2 (1% ↑)
Rs29 (4% ↑)
Rs30 (9% ↑)
Rs27 (17% ↑)
Rs61 (9% ↑)
Rs11 (2% ↑)
0
100
200
300
400
500
600
700
800
900
Yesterday
Today

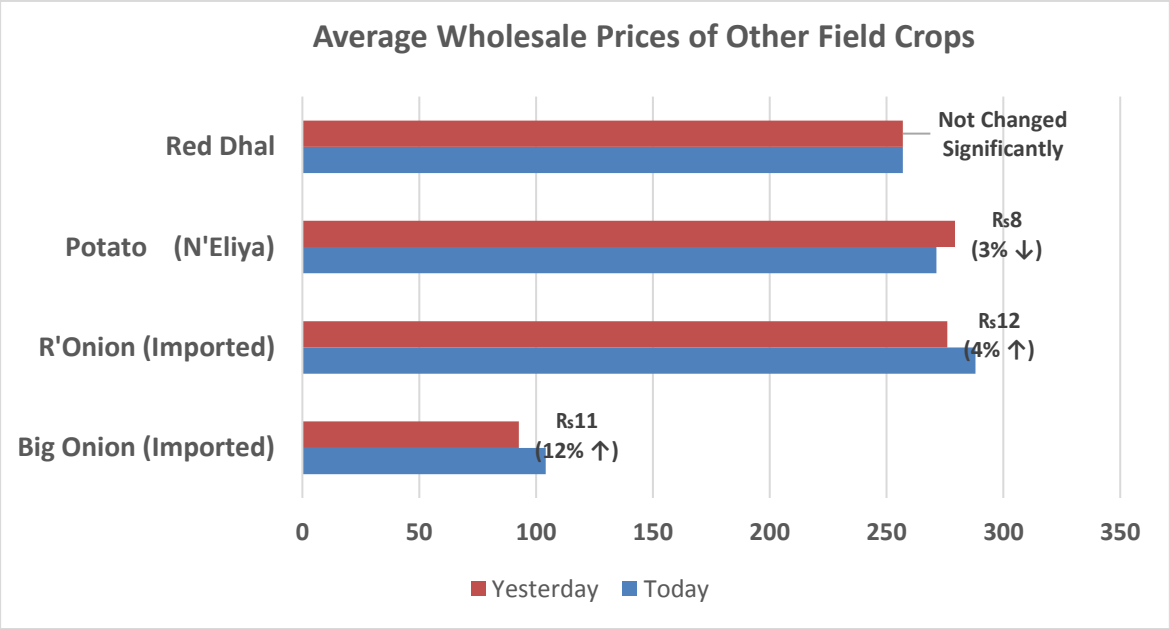
Average Wholesale Prices of Other Field Crops
Red Dhal
Potato (N'Eliya)
R'Onion (Imported)
Big Onion (Imported)
Not Changed Significantly
Rs8 (3% ↓)
Rs12 (4% ↑)
Rs11 (12% ↑)
0
50
100
150
200
250
300
350
Yesterday
Today

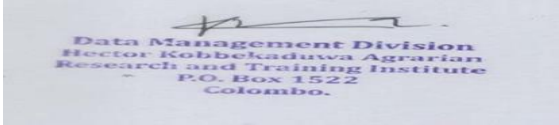
Data Management Division
Hector Kobbekaduwa Agrarian
Research and Training Institute
P.O. Box 1522
Colombo.