Hector Kobbekaduwa Agrarian Research and Training Institute
Data Management Division
(Wholesale Prices of Rice & Subsidiary Food Crops)

2025.11.06

Item	Pettah				Marandagahamula			
	Range	Average		Change *	Range	Average		Change *
	2025.11.06	2025.11.06	2025.11.04		2025.11.06	2025.11.06	2025.11.04	
Rice (Rs/kg)								
Samba 1	240.00 - 245.00	242.00	242.00		252.00 - 259.00	255.60	255.80	-0.20
Samba 2	235.00 - 238.00	236.50	236.00	0.50	237.00 - 245.00	240.40	239.40	1.00
Keeri Samba	300.00 - 330.00	314.00	314.00		300.00 - 310.00	304.00	303.80	0.20
Nadu 1	215.00 - 225.00	218.00	217.00	1.00	225.00 - 227.00	226.20	226.20	
Nadu 2	210.00 - 213.00	210.75	210.75		200.00 - 212.00	205.60	207.20	-1.60
Raw red	200.00 - 210.00	205.00	203.00	2.00	200.00 - 205.00	202.20	202.60	-0.40
Raw White	205.00 - 210.00	208.00	203.00	5.00	198.00 - 204.00	200.80	200.60	0.20
Imported Rice								
Ponne Samba	228.00 - 235.00	230.25	232.50		236.00 - 236.00	236.00		
Nadu	-				-			
Raw White	-				-			
Raw red								
Subsidiary Food Crops								
Dried Chillies (Rs/Kg)								
Imported	800.00 - 850.00	825.00	850.00	-25.00				
Local								
Onion (Rs/Kg)								
Sinnan	-							
Vedalan	240.00 - 300.00	270.00	240.00	30.00				
Imported	260.00 - 280.00	270.00	270.00					
Big Onion								
Imported	140.00 - 150.00	145.00	145.00					
Local	140.00 - 155.00	147.50	147.50					
Potatoes (Rs/Kg)								
Welimada	200.00 - 200.00	200.00	190.00	10.00				
Nuwaraeliya	220.00 - 240.00	224.00	212.00	12.00				
Imported	160.00 - 170.00	165.00	175.00	-10.00				
Pulses (Rs/Kg)								
Green Gram	620.00 - 840.00	730.00	720.00	10.00				
Cowpea (White)	850.00 - 900.00	875.00	900.00	-25.00				
Red Dhal	220.00 - 230.00	226.00	226.00					
Consumption Item(Rs/Kg)								
Sugar(White)	195.00 - 196.00	195.50	193.50	2.00				
Wheat Flour	148.00 - 175.00	161.50	162.50	-1.00				
Eggs (Rs/Egg)								
Brown	31.00 - 32.00	31.50	31.00	0.50				
White	30.00 - 31.00	30.50	29.50	1.00				

Data Management Division
Hector Kobbekaduwa Agrarian
Research and Training Institute
P.O. Box 1522
Colombo.

Hector Kobbekaduwa Agrarian Research and Training Institute
Data Management Division

Variety	2025.11.06 Peliyagoda Market	2025.11.06 Kandy Market	2025.11.06 Dambulla Market	2025.11.05 Meegoda Market	2025.11.06 Norochchole Market	2025.11.06 Thambuththegama Market	2025.11.06 Keppetipola Market	2025.11.06 Nuwaraeliya Market	2025.11.06 Bandarawela Market	2025.11.05 Veyangoda Market
Up Country Vegetable										
Beans	300 - 350	280 - 320	300 - 350	-	-	350 - 430	-	-	280 - 300	-
Carrot	200 - 230	230 - 250	160 - 200	-	-	240 - 270	-	-	180 - 200	-
Leeks	120 - 140	140 - 150	150 - 180	-	-	160 - 180	-	-	120 - 130	-
Beet root	120 - 130	130 - 140	90 - 110	-	80 - 100	150 - 200	-	-	-	-
Beet root (N Eliya)	150 - 160	170 - 180	120 - 130	-	-	-	-	-	160 - 180	-
Knolkhol	250 - 260	130 - 150	200 - 260	-	-	-	-	-	180 - 190	-
Raddish	130 - 160	80 - 100	80 - 110	-	100 - 130	180 - 220	-	-	90 - 100	-
Cabbage (N'Eliya)	-	120 - 130	-	-	-	-	-	-	80 - 110	-
Cabbage (Kandy)	100 - 150	70 - 90	60 - 80	-	60 - 100	160 - 200	-	-	-	-
Tomato	60 - 80	60 - 80	50 - 80	-	100 - 120	100 - 120	-	-	50 - 65	-
Low country Vegetable										
Ladies Fingers	120 - 150	150 - 170	100 - 140	-	100 - 120	80 - 100	-	-	150 - 160	-
Brinjals	300 - 350	220 - 250	200 - 280	-	160 - 200	280 - 320	-	-	220 - 260	-
Capsicum	550 - 600	550 - 600	570 - 650	-	400 - 500	550 - 600	-	-	630 - 660	-
Pumpkin	60 - 70	60 - 70	30 - 40	-	50 - 60	50 - 60	-	-	60 - 70	-
Cucumber	120 - 150	130 - 140	110 - 130	-	60 - 100	120 - 140	-	-	130 - 140	-
Bitter Gourd	480 - 500	500 - 520	400 - 450	-	450 - 500	450 - 530	-	-	460 - 500	-
Snake Gourd	250 - 300	240 - 250	220 - 260	-	200 - 220	180 - 220	-	-	300 - 320	-
Drumstick	100 - 250		-	-	150 - 200	-	-	-	220 - 280	-
Luffa	300 - 350	350 - 380	200 - 260	-	220 - 280	300 - 320	-	-	280 - 300	-
Long Beans	200 - 250	180 - 230	200 - 250	-	-	280 - 320	-	-	200 - 220	-
Ash Plantains	80 - 100	90 - 110	70 - 80	-	80 - 90	70 - 80	-	-	80 - 100	-
Green Chillies	180 - 250	250 - 270	180 - 230	-	190 - 190	160 - 200	-	-	230 - 260	-
Lime	1500 - 1600	1300 - 1500	800 - 1000	-	-	1000 - 1200	-	-	1500 - 1500	-
Sweet Potatoe	100 - 130	130 - 150	90 - 110	-	-	100 - 120	-	-	120 - 130	-
Manioc	70 - 100	90 - 100	80 - 100	-	70 - 80	90 - 100	-	-	-	-
Eggplant	280 - 300	300 - 320	250 - 300	-	200 - 230	200 - 250			320 - 340	-
Potato(Imported)	160 - 170	170 - 180	160 - 170	-	-	180 - 185	-	-	175 - 185	-
Potato (Welimada)	200 - 200	200 - 210	160 - 170	-	-	-	-	-	180 - 190	-
Potato (Nuwaraeliya)	220 - 240	230 - 240	-	-	-	-	-	-	-	-
B'Onion Imported	140 - 150	140 - 145	135 - 145	-	-	145 - 155	-	-	155 - 160	-
Big-onion Local	140 - 155	140 - 150	130 - 145	-	-	120 - 140	-	-	150 - 160	-
Banana										
Ambul(Rs/Kg)	90 - 110	100 - 120								-
Kolikuttu	200 - 220	200 - 220								-
Seeni	90 - 120	90 - 120								-
Anamalu (Rs/Fruits)	28 - 32	-								-
Papaya (Rs/Kg)	100 - 120	80 - 100								-
Passion Fruits(Rs/Fruit	65 - 70									-
Other Fruits (Rs/Fruit)										
Pineapple - Large	280 - 320									
- Medium	220 - 250									-
- Small	180 - 200									-
Mango - Betti	-									
- Karathakolo	140 - 165									-
Woodapple	60 - 70									-
Avocado	200 - 230									-
Orange	100 - 115									-

Data Management Division
Hector Kobbekaduwa Agrarian
Research and Training Institute
P.O. Box 1522

හෙක්ටර් කොබ්බෑකඩුව ගොවිකටයුතු පර්යේෂණ හා පුහුණු කිරීමේ ආයතනය

Hector Kobbekaduwa Agrarian Research and Training Institute

දත්ත කළමනාකරණ අංශය

තොග මිල ගණන් (කිලෝවකට රුපියල්)

Wholesale Prices (Rs/Kg)

වර්ගය	2025.11.06 පැලියගොඩ වෙළඳපොළ	2025.11.06 මහනුවර වෙළඳපොළ	2025.11.06 දඹුල්ල වෙළඳපොළ	2025.11.05 මීගොඩ වෙළඳපොළ	2025.11.06 නොරොච්චෝලේ වෙළඳපොළ	2025.11.06 තඹුත්තේගම වෙළඳපොළ	2025.11.06 කැප්පෙට්පොළ වෙළඳපොළ	2025.11.06 නුවරඑළිය වෙළඳපොළ	2025.11.06 බණ්ඩාරවෙල වෙළඳපොළ	2025.11.05 වේයන්ගොඩ වෙළඳපොළ
උඩරට එළවළු										
බෝංචි	300 - 350	280 - 320	300 - 350	-	-	350 - 430	-	-	280 - 300	-
කැරට්	200 - 230	230 - 250	160 - 200	-	-	240 - 270	-	-	180 - 200	-
ලීක්ස්	120 - 140	140 - 150	150 - 180	-	-	160 - 180	-	-	120 - 130	-
බීට්රූට්	120 - 130	130 - 140	90 - 110	-	80 - 100	150 - 200	-	-	-	-
බීට්රූට් (නුවරඑළිය)	150 - 160	170 - 180	120 - 130	-	-	-	-	-	160 - 180	-
නෝකෝල්	250 - 260	130 - 150	200 - 260	-	-	-	-	-	180 - 190	-
රාබු	130 - 160	80 - 100	80 - 110	-	100 - 130	180 - 220	-	-	90 - 100	-
ගෝවා (නුවරඑළිය)	-	120 - 130	-	-	-	-	-	-	80 - 110	-
ගෝවා (නුවර)	100 - 150	70 - 90	60 - 80	-	60 - 100	160 - 200	-	-	-	-
තක්කාලි	60 - 80	60 - 80	50 - 80	-	100 - 120	100 - 120	-	-	50 - 65	-
පහතරට එළවළු										
බණ්ඩක්කා	120 - 150	150 - 170	100 - 140	-	100 - 120	80 - 100	-	-	150 - 160	-
වම්බටු	300 - 350	220 - 250	200 - 280	-	160 - 200	280 - 320	-	-	220 - 260	-
මාළු මිරිස්	550 - 600	550 - 600	570 - 650	-	400 - 500	550 - 600	-	-	630 - 660	-
වට්ටක්කා	60 - 70	60 - 70	30 - 40	-	50 - 60	50 - 60	-	-	60 - 70	-
පිපිඤ්ඤා	120 - 150	130 - 140	110 - 130	-	60 - 100	120 - 140	-	-	130 - 140	-
කරවිල	480 - 500	500 - 520	400 - 450	-	450 - 500	450 - 530	-	-	460 - 500	-
පතෝල	250 - 300	240 - 250	220 - 260	-	200 - 220	180 - 220	-	-	300 - 320	-
මුරුංගා	100 - 250		-	-	150 - 200	-	-	-	220 - 280	-
වැටකොළු	300 - 350	350 - 380	200 - 260	-	220 - 280	300 - 320	-	-	280 - 300	-
මෑකරල්	200 - 250	180 - 230	200 - 250	-	-	280 - 320	-	-	200 - 220	-
අළු කෙසෙල්	80 - 100	90 - 110	70 - 80	-	80 - 90	70 - 80	-	-	80 - 100	-
අමු මිරිස්	180 - 250	250 - 270	180 - 230	-	190 - 190	160 - 200	-	-	230 - 260	-
දෙහි	1500 - 1600	1300 - 1500	800 - 1000	-	-	1000 - 1200	-	-	1500 - 1500	-
බතල	100 - 130	130 - 150	90 - 110	-	-	100 - 120	-	-	120 - 130	-
මඤ්ඤොක්කා	70 - 100	90 - 100	80 - 100	-	70 - 80	90 - 100	-	-	-	-
එළබටු	280 - 300	300 - 320	250 - 300	-	200 - 230	200 - 250			320 - 340	-
අර්තාපල් (ආනයනික)	160 - 170	170 - 180	160 - 170	-	-	180 - 185	-	-	175 - 185	-
අර්තාපල් (වැලිමඩ)	200 - 200	200 - 210	160 - 170	-	-	-	-	-	180 - 190	-
අර්තාපල් (නුවරඑළිය)	220 - 240	230 - 240	-	-	-	-	-	-	-	-
ලොකුළූණු (ආනයනික)	140 - 150	140 - 145	135 - 145	-	-	145 - 155	-	-	155 - 160	-
ලොකුළූණු දේශීය	140 - 155	140 - 150	130 - 145	-	-	120 - 140	-	-	150 - 160	-
කෙසෙල්										
ඇඹුල් (කිලෝවකට)	90 - 110	100 - 120								-
කෝලිකුට්ටු (කිලෝවකට)	200 - 220	200 - 220								-
සීනි (කිලෝවකට)	90 - 120	90 - 120								-
ආනමාළු (එකකට රු.)	28 - 32	-								-
ගස්ලබු (කිලෝවකට))	100 - 120	80 - 100								-
වැල්දොඩම් (එකකට රු.)	65 - 70									-
පළතුරු (එකකට රු.)										
අන්නාස -ලොකු ප්‍රමාණය	280 - 320									
- මධ්‍යම ප්‍රමාණය	220 - 250									-
- කුඩා ප්‍රමාණය	180 - 200									-
අඹ - බෙට්ටි	-									
-කර්තකොලොම්බන්	140 - 165									-
දිවුල්	60 - 70									-
අලිපේර	200 - 230									-
දොඩම්	100 - 115									-

Note:
Usually, the price collection for Veyangoda and Meegoda wholesale markets is done the previous day between 6.00 pm and 8.30 pm, and for all other wholesale markets, the price collection is done between 7.00 am and 2.00 pm.

Data Management Division
Hector Kobbekaduwa Agrarian
Research and Training Institute
P.O. Box 1522
Colombo.

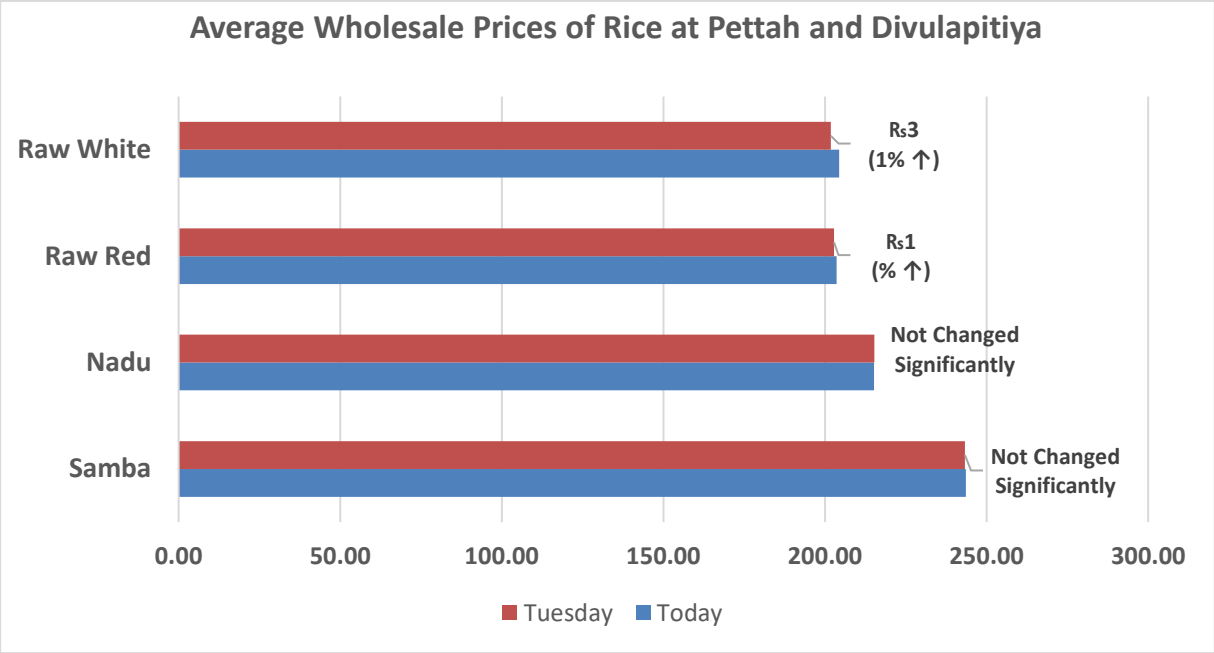
Average Wholesale Prices of Rice at Pettah and Divulapitiya
Raw White
Raw Red
Nadu
Samba
Rs3
(1% ↑)
Rs1
(% ↑)
Not Changed
Significantly
Not Changed
Significantly
0.00
50.00
100.00
150.00
200.00
250.00
300.00
Tuesday
Today

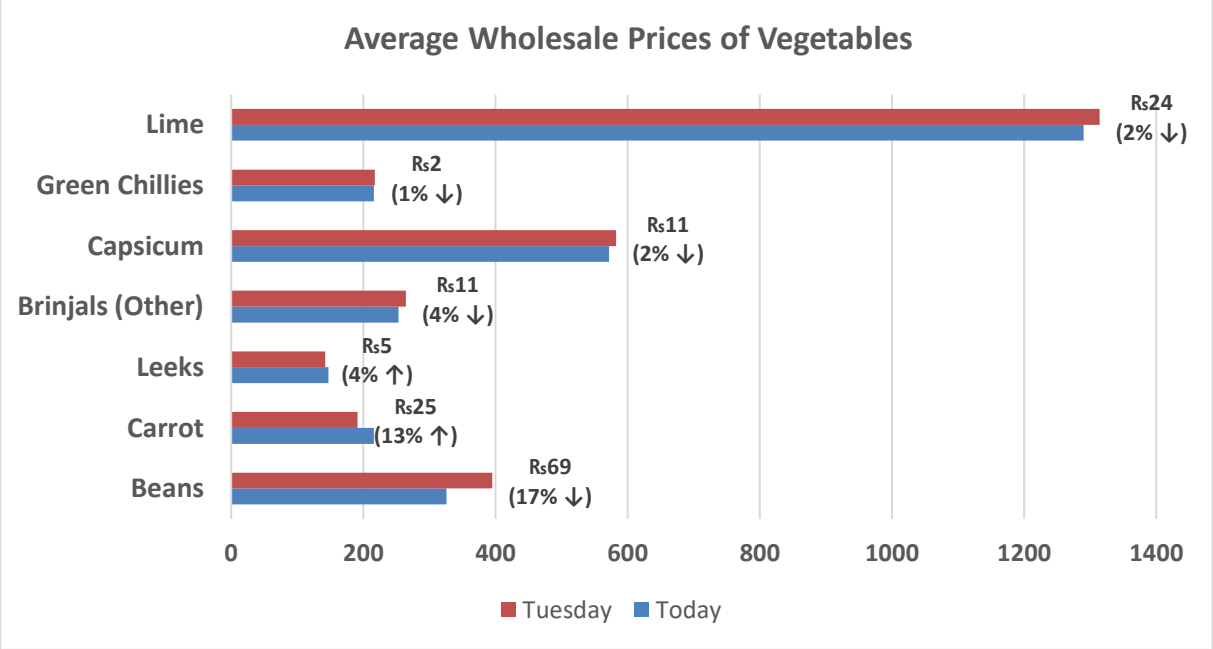
Average Wholesale Prices of Vegetables
Lime
Green Chillies
Capsicum
Brinjals (Other)
Leeks
Carrot
Beans
Rs24
(2% ↓)
Rs2
(1% ↓)
Rs11
(2% ↓)
Rs11
(4% ↓)
Rs5
(4% ↑)
Rs25
(13% ↑)
Rs69
(17% ↓)
0
200
400
600
800
1000
1200
1400
Tuesday
Today

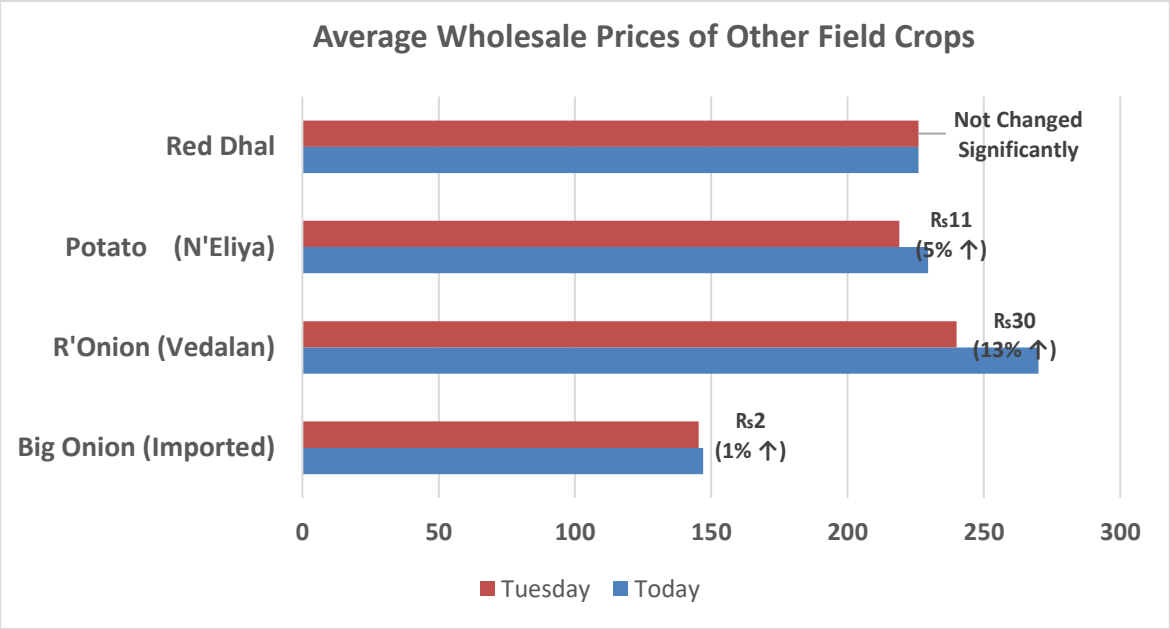

Data Management Division
Hector Kobbekaduwa Agrarian
Research and Training Institute
P.O. Box 1522
Colombo.