Hector Kobbekaduwa Agrarian Research and Training Institute
Data Management Division
(Wholesale Prices of Rice & Subsidiary Food Crops)

2025.11.17

Item	Pettah				Marandagahamula			
	Range	Average		Change *	Range	Average		Change *
	2025.11.17	2025.11.17	2025.11.14		2025.11.17	2025.11.17	2025.11.14	
Rice (Rs/kg)								
Samba 1	238.00 - 240.00	239.50	239.50		250.00 - 256.00	253.60	255.60	-2.00
Samba 2	232.00 - 235.00	233.50	233.50		236.00 - 242.00	239.20	239.20	
Keeri Samba	300.00 - 330.00	318.00	318.00		300.00 - 310.00	304.80	305.20	-0.40
Nadu 1	215.00 - 228.00	218.60	218.60		225.00 - 227.00	226.20	226.20	
Nadu 2	210.00 - 213.00	211.20	211.20		210.00 - 218.00	213.40	207.40	6.00
Raw red	200.00 - 205.00	202.50	202.50		200.00 - 210.00	205.60	203.20	2.40
Raw White	205.00 - 210.00	208.00	208.00		194.00 - 206.00	200.40	200.40	
Imported Rice								
Ponne Samba	220.00 - 230.00	225.00	226.25	-1.25	230.00 - 230.00	230.00	236.00	
Nadu	-				-			
Raw White	-				-			
Raw red								
Subsidiary Food Crops								
Dried Chillies (Rs/Kg)								
Imported	850.00 - 920.00	880.00	925.00	-45.00				
Local								
Onion (Rs/Kg)								
Sinnan	-							
Vedalan	200.00 - 230.00	215.00	215.00					
Imported	280.00 - 300.00	290.00	270.00	20.00				
Big Onion								
Imported	160.00 - 170.00	166.25	165.00	1.25				
Local	170.00 - 180.00	175.00	182.50	-7.50				
Potatoes (Rs/Kg)								
Welimada	230.00 - 240.00	235.00	226.00	9.00				
Nuwaraeliya	250.00 - 260.00	256.00	274.00	-18.00				
Imported	160.00 - 180.00	167.50	165.00	2.50				
Pulses (Rs/Kg)								
Green Gram	550.00 - 650.00	600.00	585.00	15.00				
Cowpea (White)	800.00 - 880.00	840.00	825.00	15.00				
Red Dhal	220.00 - 230.00	227.00	226.00	1.00				
Consumption Item(Rs/Kg)								
Sugar(White)	190.00 - 192.00	191.00	191.00					
Wheat Flour	148.00 - 175.00	161.50	161.50					
Eggs (Rs/Egg)								
Brown	33.00 - 34.00	33.50	33.00	0.50				
White	31.00 - 32.00	31.50	31.50					

Data Management Division
Hector Kobbekaduwa Agrarian
Research and Training Institute
P.O. Box 1522
Colombo.

Hector Kobbekaduwa Agrarian Research and Training Institute
Data Management Division

Variety	2025.11.17 Peliyagoda Market	2025.11.17 Kandy Market	2025.11.17 Dambulla Market	2025.11.16 Meegoda Market	2025.11.17 Norochchole Market	2025.11.17 Thambuththegama Market	2025.11.17 Keppetipola Market	2025.11.17 Nuwaraeliya Market	2025.11.17 Bandarawela Market	2025.11.16 Veyangoda Market
Up Country Vegetable										
Beans	350 - 400	280 - 320	220 - 300	350 - 380	-	280 - 330	-	280 - 320	-	330 - 360
Carrot	130 - 150	130 - 150	100 - 120	140 - 180	-	150 - 180	-	140 - 150	-	130 - 170
Leeks	100 - 120	100 - 120	70 - 80	120 - 140	-	150 - 180	-	100 - 110	-	110 - 140
Beet root	120 - 160	130 - 140	130 - 140	120 - 160	110 - 120	140 - 180	-	-	-	120 - 140
Beet root (N Eliya)	220 - 250	170 - 180	150 - 160	-	-	-	-	180 - 190	-	-
Knolkhol	200 - 250	250 - 260	250 - 350	280 - 300	-	-	-	220 - 240	-	300 - 330
Raddish	130 - 150	100 - 120	80 - 110	120 - 140	50 - 70	150 - 180	-	100 - 110	-	120 - 140
Cabbage (N'Eliya)	-	120 - 130	-	-	-	-	-	90 - 100	-	-
Cabbage (Kandy)	80 - 120	70 - 90	80 - 110	100 - 140	70 - 90	130 - 160	-	-	-	100 - 140
Tomato	100 - 130	80 - 90	60 - 80	80 - 120	-	80 - 100	-	70 - 90	-	80 - 110
Low country Vegetable										
Ladies Fingers	80 - 100	90 - 110	50 - 70	110 - 130	90 - 110	70 - 90	-	-	-	110 - 130
Brinjals	120 - 160	150 - 200	100 - 150	180 - 250	200 - 230	100 - 130	-	-	-	200 - 260
Capsicum	650 - 700	750 - 780	600 - 750	760 - 800	500 - 600	600 - 700	-	720 - 750	-	740 - 780
Pumpkin	50 - 60	70 - 80	50 - 70	65 - 70	25 - 40	40 - 60	-	-	-	60 - 70
Cucumber	60 - 70	110 - 120	70 - 100	90 - 120	50 - 80	50 - 80	-	-	-	100 - 120
Bitter Gourd	400 - 450	400 - 450	420 - 500	500 - 550	-	500 - 550	-	-	-	500 - 540
Snake Gourd	220 - 250	250 - 270	250 - 300	310 - 340	180 - 220	220 - 250	-	-	-	300 - 330
Drumstick	300 - 500		330 - 380	450 - 500	220 - 260	-	-	-	-	-
Luffa	300 - 350	280 - 300	270 - 300	300 - 350	160 - 180	220 - 280	-	-	-	300 - 340
Long Beans	200 - 250	200 - 230	130 - 220	240 - 270	130 - 180	220 - 250	-	-	-	220 - 250
Ash Plantains	70 - 90	90 - 110	50 - 70	90 - 120	70 - 80	70 - 80	-	-	-	90 - 110
Green Chillies	160 - 200	200 - 250	150 - 220	250 - 320	200 - 200	180 - 220	-	-	-	260 - 300
Lime	900 - 1100	600 - 700	600 - 700	760 - 800	-	500 - 550	-	-	-	750 - 800
Sweet Potatoe	100 - 120	120 - 140	90 - 110	90 - 110	-	100 - 110	-	-	-	90 - 110
Manioc	80 - 100	80 - 100	80 - 100	100 - 110	70 - 80	80 - 90	-	-	-	90 - 110
Eggplant	200 - 250	250 - 280	280 - 300	360 - 390	220 - 250	200 - 250			-	330 - 370
Potato(Imported)	160 - 180	160 - 170	145 - 155	158 - 165	-	150 - 160	-	-	-	155 - 160
Potato (Welimada)	230 - 240	230 - 240	190 - 200	230 - 250	-	-	-	250 - 260	-	230 - 240
Potato (Nuwaraeliya)	250 - 260	260 - 270	-	265 - 280	-	-	-	-	-	265 - 270
B'Onion Imported	160 - 170	160 - 165	150 - 155	150 - 158	-	155 - 160	-	-	-	155 - 160
Big-onion Local	170 - 180	170 - 175	140 - 160	170 - 180	-	130 - 150	-	-	-	165 - 180
Banana										
Ambul(Rs/Kg)	90 - 120	90 - 110								-
Kolikuttu	180 - 200	190 - 210								-
Seeni	90 - 120	80 - 110								-
Anamalu (Rs/Fruits)	29 - 32	-								-
Papaya (Rs/Kg)	150 - 180	140 - 150								-
Passion Fruits(Rs/Fruit	45 - 50									-
Other Fruits (Rs/Fruit)										
Pineapple - Large	270 - 300									
- Medium	200 - 250									-
- Small	160 - 180									-
Mango - Betti	-									
- Karathakolo	100 - 130									-
Woodapple	60 - 65									-
Avocado	280 - 330									-
Orange	90 - 110									-

Data Management Division
Hector Kobbekaduwa Agrarian
Research and Training Institute
P.O. Box 1522

හෙක්ටර් කොබ්බෑකඩුව ගොවිකටයුතු පර්යේෂණ හා පුහුණු කිරීමේ ආයතනය

Hector Kobbekaduwa Agrarian Research and Training Institute

දත්ත කළමනාකරණ අංශය

තොග මිල ගණන් (කිලෝවකට රුපියල්)

Wholesale Prices (Rs/Kg)

වර්ගය	2025.11.17 පැලියගොඩ වෙළඳපොළ	2025.11.17 මහනුවර වෙළඳපොළ	2025.11.17 දඹුල්ල වෙළඳපොළ	2025.11.16 මීගොඩ වෙළඳපොළ	2025.11.17 නොරොච්චෝලේ වෙළඳපොළ	2025.11.17 තඹුත්තේගම වෙළඳපොළ	2025.11.17 කැප්පෙට්පොළ වෙළඳපොළ	2025.11.17 නුවරඑළිය වෙළඳපොළ	2025.11.17 බණ්ඩාරවෙල වෙළඳපොළ	2025.11.16 වේයන්ගොඩ වෙළඳපොළ
උඩරට එළවළු										
බෝංචි	350 - 400	280 - 320	220 - 300	350 - 380	-	280 - 330	-	280 - 320	-	330 - 360
කැරට්	130 - 150	130 - 150	100 - 120	140 - 180	-	150 - 180	-	140 - 150	-	130 - 170
ලීක්ස්	100 - 120	100 - 120	70 - 80	120 - 140	-	150 - 180	-	100 - 110	-	110 - 140
බීට්රූට්	120 - 160	130 - 140	130 - 140	120 - 160	110 - 120	140 - 180	-	-	-	120 - 140
බීට්රූට් (නුවරඑළිය)	220 - 250	170 - 180	150 - 160	-	-	-	-	180 - 190	-	-
නෝකෝල්	200 - 250	250 - 260	250 - 350	280 - 300	-	-	-	220 - 240	-	300 - 330
රාබු	130 - 150	100 - 120	80 - 110	120 - 140	50 - 70	150 - 180	-	100 - 110	-	120 - 140
ගෝවා (නුවරඑළිය)	-	120 - 130	-	-	-	-	-	90 - 100	-	-
ගෝවා (නුවර)	80 - 120	70 - 90	80 - 110	100 - 140	70 - 90	130 - 160	-	-	-	100 - 140
තක්කාලි	100 - 130	80 - 90	60 - 80	80 - 120	-	80 - 100	-	70 - 90	-	80 - 110
පහතරට එළවළු										
බණ්ඩක්කා	80 - 100	90 - 110	50 - 70	110 - 130	90 - 110	70 - 90	-	-	-	110 - 130
වම්බටු	120 - 160	150 - 200	100 - 150	180 - 250	200 - 230	100 - 130	-	-	-	200 - 260
මාළු මිරිස්	650 - 700	750 - 780	600 - 750	760 - 800	500 - 600	600 - 700	-	720 - 750	-	740 - 780
වට්ටක්කා	50 - 60	70 - 80	50 - 70	65 - 70	25 - 40	40 - 60	-	-	-	60 - 70
පිපිඤ්ඤා	60 - 70	110 - 120	70 - 100	90 - 120	50 - 80	50 - 80	-	-	-	100 - 120
කරවිල	400 - 450	400 - 450	420 - 500	500 - 550	-	500 - 550	-	-	-	500 - 540
පතෝල	220 - 250	250 - 270	250 - 300	310 - 340	180 - 220	220 - 250	-	-	-	300 - 330
මුරුංගා	300 - 500		330 - 380	450 - 500	220 - 260	-	-	-	-	-
වැටකොළු	300 - 350	280 - 300	270 - 300	300 - 350	160 - 180	220 - 280	-	-	-	300 - 340
මෑකරල්	200 - 250	200 - 230	130 - 220	240 - 270	130 - 180	220 - 250	-	-	-	220 - 250
අළු කෙසෙල්	70 - 90	90 - 110	50 - 70	90 - 120	70 - 80	70 - 80	-	-	-	90 - 110
අමු මිරිස්	160 - 200	200 - 250	150 - 220	250 - 320	200 - 200	180 - 220	-	-	-	260 - 300
දෙහි	900 - 1100	600 - 700	600 - 700	760 - 800	-	500 - 550	-	-	-	750 - 800
බතල	100 - 120	120 - 140	90 - 110	90 - 110	-	100 - 110	-	-	-	90 - 110
මඤ්ඤොක්කා	80 - 100	80 - 100	80 - 100	100 - 110	70 - 80	80 - 90	-	-	-	90 - 110
එළබටු	200 - 250	250 - 280	280 - 300	360 - 390	220 - 250	200 - 250			-	330 - 370
අර්තාපල් (ආනයනික)	160 - 180	160 - 170	145 - 155	158 - 165	-	150 - 160	-	-	-	155 - 160
අර්තාපල් (වැලිමඩ)	230 - 240	230 - 240	190 - 200	230 - 250	-	-	-	250 - 260	-	230 - 240
අර්තාපල් (නුවරඑළිය)	250 - 260	260 - 270	-	265 - 280	-	-	-	-	-	265 - 270
ලොකුළූණු (ආනයනික)	160 - 170	160 - 165	150 - 155	150 - 158	-	155 - 160	-	-	-	155 - 160
ලොකුළූණු දේශීය	170 - 180	170 - 175	140 - 160	170 - 180	-	130 - 150	-	-	-	165 - 180
කෙසෙල්										
ඇඹුල් (කිලෝවකට)	90 - 120	90 - 110								-
කෝලිකුට්ටු (කිලෝවකට)	180 - 200	190 - 210								-
සීනි (කිලෝවකට)	90 - 120	80 - 110								-
ආනමාළු (එකකට රු.)	29 - 32	-								-
ගස්ලබු (කිලෝවකට))	150 - 180	140 - 150								-
වැල්දොඩම් (එකකට රු.)	45 - 50									-
පළතුරු (එකකට රු.)										
අන්නාස -ලොකු ප්‍රමාණය	270 - 300									
- මධ්‍යම ප්‍රමාණය	200 - 250									-
- කුඩා ප්‍රමාණය	160 - 180									-
අඹ - බෙට්ටි	-									
-කර්තකොලොම්බන්	100 - 130									-
දිවුල්	60 - 65									-
අලිපේර	280 - 330									-
දොඩම්	90 - 110									-

Note:
Usually, the price collection for Veyangoda and Meegoda wholesale markets is done the previous day between 6.00 pm and 8.30 pm, and for all other wholesale markets, the price collection is done between 7.00 am and 2.00 pm.

Data Management Division
Hector Kobbekaduwa Agrarian
Research and Training Institute
P.O. Box 1522
Colombo.

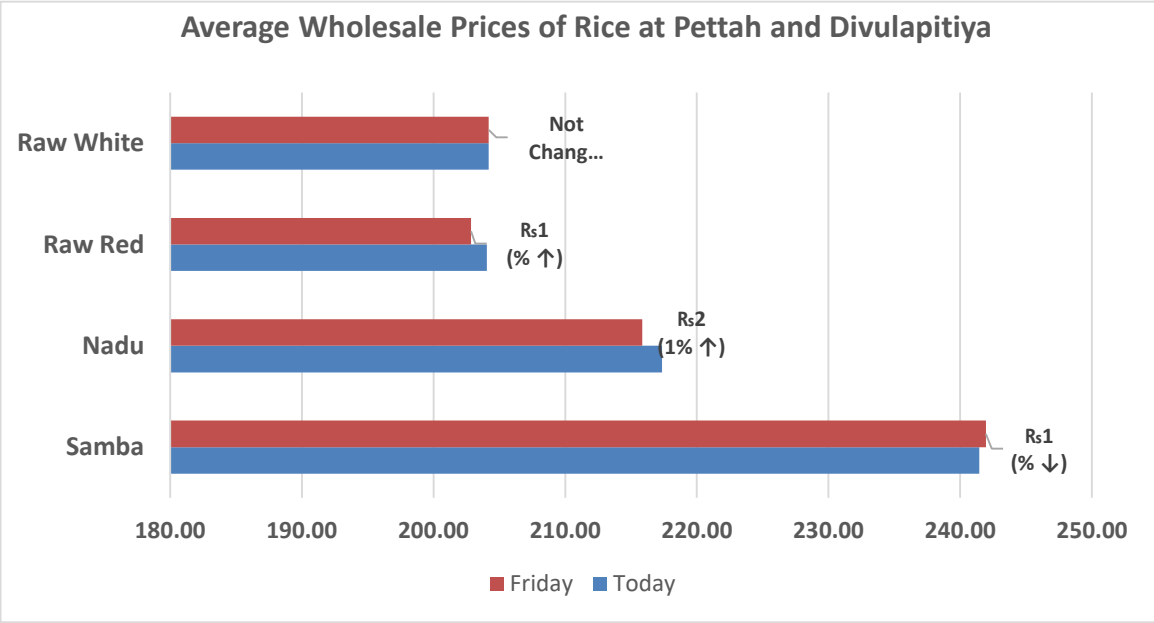
Average Wholesale Prices of Rice at Pettah and Divulapitiya
Raw White
Raw Red
Nadu
Samba
Not Chang...
Rs1 (% ↑)
Rs2 (1% ↑)
Rs1 (% ↓)
180.00
190.00
200.00
210.00
220.00
230.00
240.00
250.00
Friday
Today

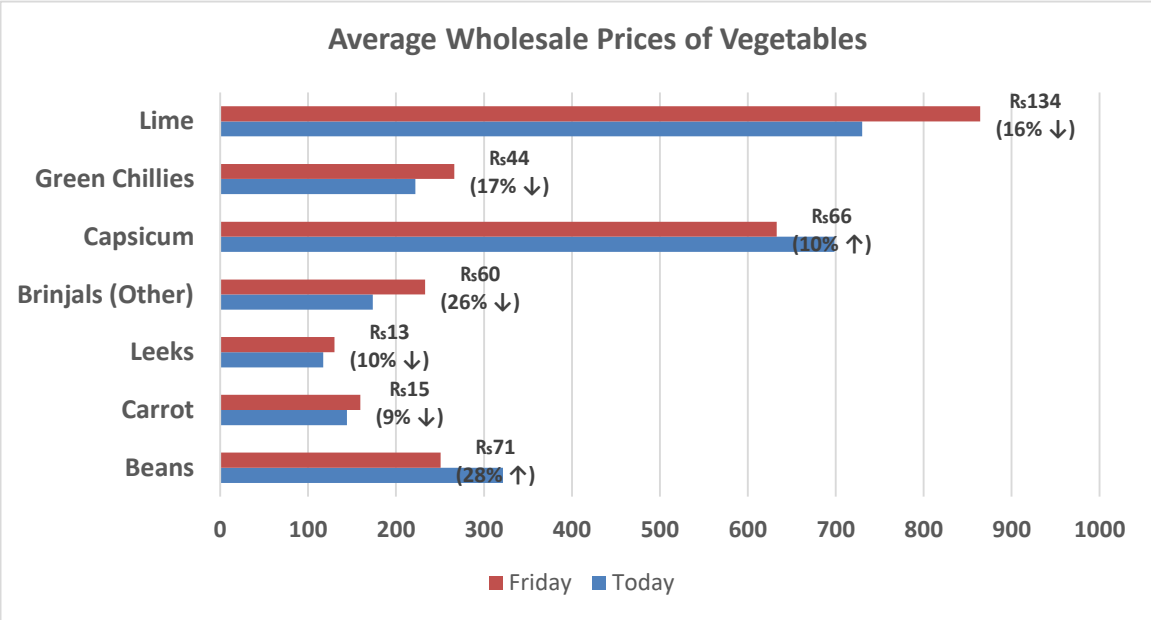
Average Wholesale Prices of Vegetables
Lime
Green Chillies
Capsicum
Brinjals (Other)
Leeks
Carrot
Beans
Rs134 (16% ↓)
Rs44 (17% ↓)
Rs66 (10% ↑)
Rs60 (26% ↓)
Rs13 (10% ↓)
Rs15 (9% ↓)
Rs71 (28% ↑)
0
100
200
300
400
500
600
700
800
900
1000
Friday
Today

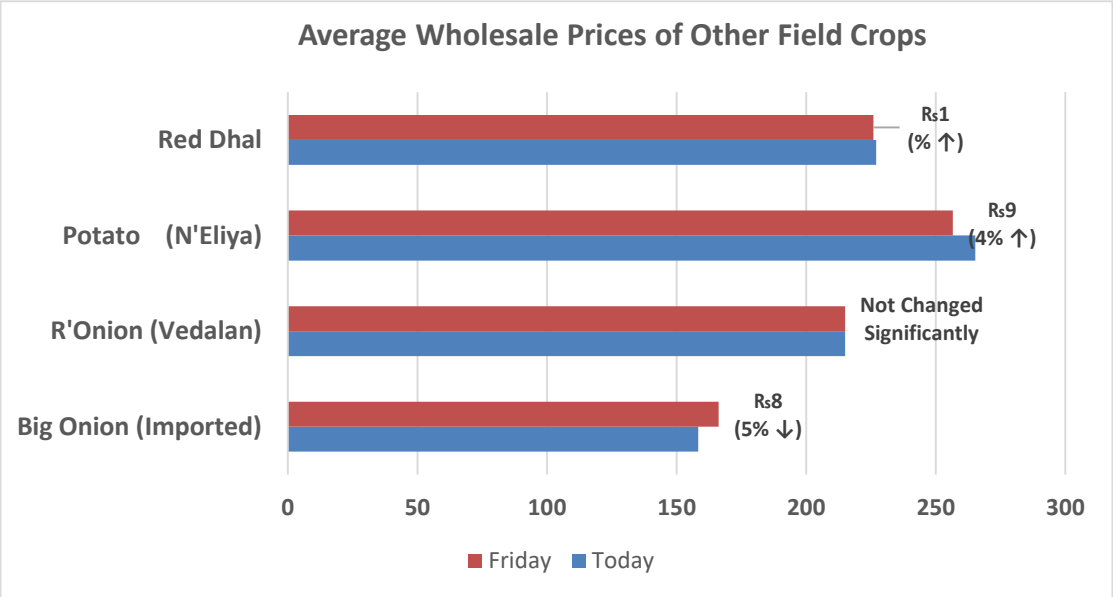
Average Wholesale Prices of Other Field Crops
Red Dhal
Potato (N'Eliya)
R'Onion (Vedalan)
Big Onion (Imported)
Rs1
(% ↑)
Rs9
(4% ↑)
Not Changed
Significantly
Rs8
(5% ↓)
0
50
100
150
200
250
300
Friday
Today

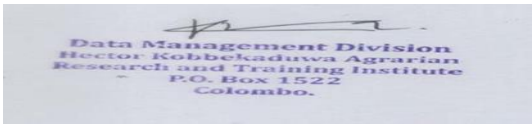
Data Management Division
Hector Kobbekaduwa Agrarian
Research and Training Institute
P.O. Box 1522
Colombo.