Hector Kobbekaduwa Agrarian Research and Training Institute
Data Management Division
(Wholesale Prices of Rice & Subsidiary Food Crops)

2025.10.15

Item	Pettah				Marandagahamula			
	Range	Average		Change *	Range	Average		Change *
	2025.10.15	2025.10.15	2025.10.14		2025.10.15	2025.10.15	2025.10.14	
Rice (Rs/kg)								
Samba 1	245.00 - 250.00	248.60	248.60		250.00 - 254.00	251.20	252.40	-1.20
Samba 2	240.00 - 242.00	241.00	241.00		236.00 - 242.00	238.80	242.00	-3.20
Keeri Samba	300.00 - 330.00	318.00	318.00		300.00 - 310.00	305.60	306.80	-1.20
Nadu 1	215.00 - 225.00	218.00	218.00		225.00 - 227.00	226.00	226.00	
Nadu 2	210.00 - 212.00	211.00	211.00		208.00 - 215.00	211.80	214.20	-2.40
Raw red	205.00 - 210.00	207.00	206.00	1.00	200.00 - 204.00	202.00	202.00	
Raw White	205.00 - 215.00	209.00	209.00		196.00 - 205.00	201.00	203.40	-2.40
Imported Rice								
Ponne Samba	-				-			
Nadu	-				-			
Raw White	-				-			
Raw red								
Subsidiary Food Crops								
Dried Chillies (Rs/Kg)								
Imported	650.00 - 700.00	670.00	632.00	38.00				
Local								
Onion (Rs/Kg)								
Sinnan	-							
Vedalan	280.00 - 300.00	290.00	285.00	5.00				
Imported	250.00 - 270.00	260.00	265.00	-5.00				
Big Onion								
Imported	150.00 - 160.00	154.00	146.00	8.00				
Local	155.00 - 160.00	157.50	150.00	7.50				
Potatoes (Rs/Kg)								
Welimada	180.00 - 200.00	192.00	194.00	-2.00				
Nuwaraeliya	210.00 - 230.00	218.00	218.00					
Imported	160.00 - 205.00	181.25	175.00	6.25				
Pulses (Rs/Kg)								
Green Gram	600.00 - 650.00	625.00	700.00	-75.00				
Cowpea (White)	900.00 - 950.00	925.00	950.00	-25.00				
Red Dhal	225.00 - 235.00	231.00	231.00					
Consumption Item(Rs/Kg)								
Sugar(White)	200.00 - 202.00	201.00	204.00	-3.00				
Wheat Flour	148.00 - 178.00	163.00	166.50	-3.50				
Eggs (Rs/Egg)								
Brown	28.00 - 29.00	28.50	28.50					
White	26.00 - 27.00	26.50	26.00	0.50				

Data Management Division
Hector Kobbekaduwa Agrarian
Research and Training Institute
P.O. Box 1522
Colombo.

Hector Kobbekaduwa Agrarian Research and Training Institute
Data Management Division

Variety	2025.10.15 Peliyagoda Market	2025.10.15 Kandy Market	2025.10.15 Dambulla Market	2025.10.14 Meegoda Market	2025.10.15 Norochchole Market	2025.10.15 Thambuththegama Market	2025.10.15 Keppetipola Market	2025.10.15 Nuwaraeliya Market	2025.10.15 Bandarawela Market	2025.10.14 Veyangoda Market
Up Country Vegetable										
Beans	200 - 250	200 - 250	200 - 280	300 - 340	-	250 - 350	-	180 - 220	200 - 240	280 - 330
Carrot	70 - 80	90 - 100	80 - 110	110 - 130	-	100 - 140	-	100 - 110	70 - 90	100 - 130
Leeks	80 - 90	90 - 100	80 - 100	90 - 110	-	100 - 130	-	80 - 90	75 - 85	100 - 130
Beet root	60 - 70	70 - 80	40 - 60	65 - 80	40 - 50	80 - 100	-	-	-	70 - 85
Beet root (N Eliya)	80 - 90	100 - 110	60 - 70	-	-	-	-	80 - 90	80 - 90	-
Knolkhol	80 - 100	80 - 90	70 - 100	110 - 130	-	-	-	70 - 90	80 - 90	100 - 130
Raddish	50 - 60	60 - 70	30 - 40	90 - 100	20 - 30	60 - 80	-	50 - 60	40 - 50	80 - 100
Cabbage (N'Eliya)	-	80 - 90	-	-	-	-	-	80 - 90	50 - 65	-
Cabbage (Kandy)	50 - 80	40 - 60	60 - 80	90 - 110	60 - 70	100 - 150	-	-	-	90 - 120
Tomato	120 - 130	100 - 120	90 - 110	130 - 150	80 - 100	100 - 130	-	100 - 120	90 - 110	120 - 140
Low country Vegetable										
Ladies Fingers	120 - 130	130 - 150	80 - 120	130 - 150	110 - 120	80 - 120	-	-	-	140 - 160
Brinjals	160 - 200	140 - 160	150 - 180	170 - 240	100 - 180	160 - 200	-	-	110 - 150	180 - 230
Capsicum	350 - 450	350 - 400	280 - 350	320 - 370	200 - 280	220 - 260	-	400 - 440	350 - 400	300 - 350
Pumpkin	50 - 60	50 - 60	30 - 40	50 - 60	40 - 50	40 - 50	-	-	50 - 60	45 - 50
Cucumber	70 - 100	90 - 100	40 - 60	80 - 100	60 - 70	50 - 60	-	-	80 - 90	80 - 100
Bitter Gourd	300 - 350	300 - 320	250 - 350	290 - 320	260 - 370	220 - 250	-	-	280 - 300	300 - 340
Snake Gourd	180 - 220	200 - 230	200 - 220	240 - 260	140 - 160	220 - 250	-	-	180 - 200	210 - 230
Drumstick	50 - 150	70 100	-	60 - 90	50 - 60	50 - 60	-	-	80 - 110	50 - 70
Luffa	120 - 150	130 - 150	80 - 110	120 - 160	60 - 80	80 - 100	-	-	150 - 160	130 - 170
Long Beans	80 - 120	130 - 150	100 - 150	130 - 150	110 - 120	130 - 160	-	-	130 - 140	130 - 160
Ash Plantains	60 - 70	70 - 90	50 - 70	70 - 90	60 - 80	70 - 80	-	-	60 - 70	80 - 100
Green Chillies	180 - 250	180 - 200	150 - 280	220 - 250	210 - 210	160 - 200	-	-	250 - 300	220 - 260
Lime	2000 - 2100	1700 - 1900	1400 - 1500	1800 - 2000	-	1700 - 1900	-	-	2100 - 2100	1800 - 2100
Sweet Potatoe	100 - 120	80 - 100	50 - 70	80 - 100	-	70 - 90	-	-	90 - 110	80 - 100
Manioc	60 - 100	80 - 90	70 - 80	100 - 110	90 - 100	40 - 60	-	-	-	100 - 120
Eggplant	250 - 300	230 - 240	200 - 220	230 - 280	180 - 200	180 - 220			250 - 270	220 - 280
Potato(Imported)	160 - 205	170 - 205	155 - 190	160 - 190	-	160 - 195	-	-	170 - 190	170 - 210
Potato (Welimada)	180 - 200	180 - 190	160 - 175	190 - 200	-	-	-	-	170 - 180	190 - 200
Potato (Nuwaraeliya)	210 - 230	210 - 220	-	215 - 220	-	-	-	190 - 200	-	215 - 220
B'Onion Imported	150 - 160	150 - 160	140 - 150	150 - 155	-	145 - 160	-	-	140 - 150	150 - 155
Big-onion Local	155 - 160	140 - 160	120 - 150	150 - 160	-	120 - 145	-	-	145 - 160	140 - 160
Banana										
Ambul(Rs/Kg)	100 - 120	100 - 130								-
Kolikuttu	240 - 260	250 - 260								-
Seeni	100 - 120	90 - 120								-
Anamalu (Rs/Fruits)	26 - 30	-								-
Papaya (Rs/Kg)	100 - 120	100 - 120								-
Passion Fruits(Rs/Fruit	30 - 40									-
Other Fruits (Rs/Fruit)										
Pineapple - Large	350 - 380									
- Medium	300 - 320									-
- Small	240 - 260									-
Mango - Betti	-									
- Karathakolo	165 - 200									-
Woodapple	52 - 56									-
Avocado	135 - 165									-
Orange	45 - 58									-

Data Management Division
Hector Kobbekaduwa Agrarian
Research and Training Institute
P.O. Box 1522

හෙක්ටර් කොබ්බෑකඩුව ගොවිකටයුතු පර්යේෂණ හා පුහුණු කිරීමේ ආයතනය

Hector Kobbekaduwa Agrarian Research and Training Institute

දත්ත කළමනාකරණ අංශය

තොග මිල ගණන් (කිලෝවකට රුපියල්)

Wholesale Prices (Rs/Kg)

වර්ගය	2025.10.15 පැලියගොඩ වෙළඳපොළ	2025.10.15 මහනුවර වෙළඳපොළ	2025.10.15 දඹුල්ල වෙළඳපොළ	2025.10.14 මීගොඩ වෙළඳපොළ	2025.10.15 නොරොච්චෝලේ වෙළඳපොළ	2025.10.15 තඹුත්තේගම වෙළඳපොළ	2025.10.15 කැප්පෙට්පොළ වෙළඳපොළ	2025.10.15 නුවරඑළිය වෙළඳපොළ	2025.10.15 බණ්ඩාරවෙල වෙළඳපොළ	2025.10.14 වේයන්ගොඩ වෙළඳපොළ
උඩරට එළවළු										
බෝංචි	200 - 250	200 - 250	200 - 280	300 - 340	-	250 - 350	-	180 - 220	200 - 240	280 - 330
කැරට්	70 - 80	90 - 100	80 - 110	110 - 130	-	100 - 140	-	100 - 110	70 - 90	100 - 130
ලීක්ස්	80 - 90	90 - 100	80 - 100	90 - 110	-	100 - 130	-	80 - 90	75 - 85	100 - 130
බීට්රූට්	60 - 70	70 - 80	40 - 60	65 - 80	40 - 50	80 - 100	-	-	-	70 - 85
බීට්රූට් (නුවරඑළිය)	80 - 90	100 - 110	60 - 70	-	-	-	-	80 - 90	80 - 90	-
නෝකෝල්	80 - 100	80 - 90	70 - 100	110 - 130	-	-	-	70 - 90	80 - 90	100 - 130
රාබු	50 - 60	60 - 70	30 - 40	90 - 100	20 - 30	60 - 80	-	50 - 60	40 - 50	80 - 100
ගෝවා (නුවරඑළිය)	-	80 - 90	-	-	-	-	-	80 - 90	50 - 65	-
ගෝවා (නුවර)	50 - 80	40 - 60	60 - 80	90 - 110	60 - 70	100 - 150	-	-	-	90 - 120
තක්කාලි	120 - 130	100 - 120	90 - 110	130 - 150	80 - 100	100 - 130	-	100 - 120	90 - 110	120 - 140
පහතරට එළවළු										
බණ්ඩක්කා	120 - 130	130 - 150	80 - 120	130 - 150	110 - 120	80 - 120	-	-	-	140 - 160
වම්බටු	160 - 200	140 - 160	150 - 180	170 - 240	100 - 180	160 - 200	-	-	110 - 150	180 - 230
මාළු මිරිස්	350 - 450	350 - 400	280 - 350	320 - 370	200 - 280	220 - 260	-	400 - 440	350 - 400	300 - 350
වට්ටක්කා	50 - 60	50 - 60	30 - 40	50 - 60	40 - 50	40 - 50	-	-	50 - 60	45 - 50
පිපිඤ්ඤා	70 - 100	90 - 100	40 - 60	80 - 100	60 - 70	50 - 60	-	-	80 - 90	80 - 100
කරවිල	300 - 350	300 - 320	250 - 350	290 - 320	260 - 370	220 - 250	-	-	280 - 300	300 - 340
පතෝල	180 - 220	200 - 230	200 - 220	240 - 260	140 - 160	220 - 250	-	-	180 - 200	210 - 230
මුරුංගා	50 - 150	70 100	-	60 - 90	50 - 60	50 - 60	-	-	80 - 110	50 - 70
වැටකොළු	120 - 150	130 - 150	80 - 110	120 - 160	60 - 80	80 - 100	-	-	150 - 160	130 - 170
මෑකරල්	80 - 120	130 - 150	100 - 150	130 - 150	110 - 120	130 - 160	-	-	130 - 140	130 - 160
අළු කෙසෙල්	60 - 70	70 - 90	50 - 70	70 - 90	60 - 80	70 - 80	-	-	60 - 70	80 - 100
අමු මිරිස්	180 - 250	180 - 200	150 - 280	220 - 250	210 - 210	160 - 200	-	-	250 - 300	220 - 260
දෙහි	2000 - 2100	1700 - 1900	1400 - 1500	1800 - 2000	-	1700 - 1900	-	-	2100 - 2100	1800 - 2100
බතල	100 - 120	80 - 100	50 - 70	80 - 100	-	70 - 90	-	-	90 - 110	80 - 100
මඤ්ඤොක්කා	60 - 100	80 - 90	70 - 80	100 - 110	90 - 100	40 - 60	-	-	-	100 - 120
එළබටු	250 - 300	230 - 240	200 - 220	230 - 280	180 - 200	180 - 220			250 - 270	220 - 280
අර්තාපල් (ආනයනික)	160 - 205	170 - 205	155 - 190	160 - 190	-	160 - 195	-	-	170 - 190	170 - 210
අර්තාපල් (වැලිමඩ)	180 - 200	180 - 190	160 - 175	190 - 200	-	-	-	-	170 - 180	190 - 200
අර්තාපල් (නුවරඑළිය)	210 - 230	210 - 220	-	215 - 220	-	-	-	190 - 200	-	215 - 220
ලොකුළූණු (ආනයනික)	150 - 160	150 - 160	140 - 150	150 - 155	-	145 - 160	-	-	140 - 150	150 - 155
ලොකුළූණු දේශීය	155 - 160	140 - 160	120 - 150	150 - 160	-	120 - 145	-	-	145 - 160	140 - 160
කෙසෙල්										
ඇඹුල් (කිලෝවකට)	100 - 120	100 - 130								-
කෝලිකුට්ටු (කිලෝවකට)	240 - 260	250 - 260								-
සීනි (කිලෝවකට)	100 - 120	90 - 120								-
ආනමාළු (එකකට රු.)	26 - 30	-								-
ගස්ලබු (කිලෝවකට))	100 - 120	100 - 120								-
වැල්දොඩම් (එකකට රු.)	30 - 40									-
පළතුරු (එකකට රු.)										
අන්නාස -ලොකු ප්‍රමාණය	350 - 380									
- මධ්‍යම ප්‍රමාණය	300 - 320									-
- කුඩා ප්‍රමාණය	240 - 260									-
අඹ - බෙට්ටි	-									
-කර්තකොලොම්බන්	165 - 200									-
දිවුල්	52 - 56									-
අලිඡේර	135 - 165									-
දොඩම්	45 - 58									-

Note:
Usually, the price collection for Veyangoda and Meegoda wholesale markets is done the previous day between 6.00 pm and 8.30 pm, and for all other wholesale markets, the price collection is done between 7.00 am and 2.00 pm.

Data Management Division
Hector Kobbekaduwa Agrarian
Research and Training Institute
P.O. Box 1522
Colombo.

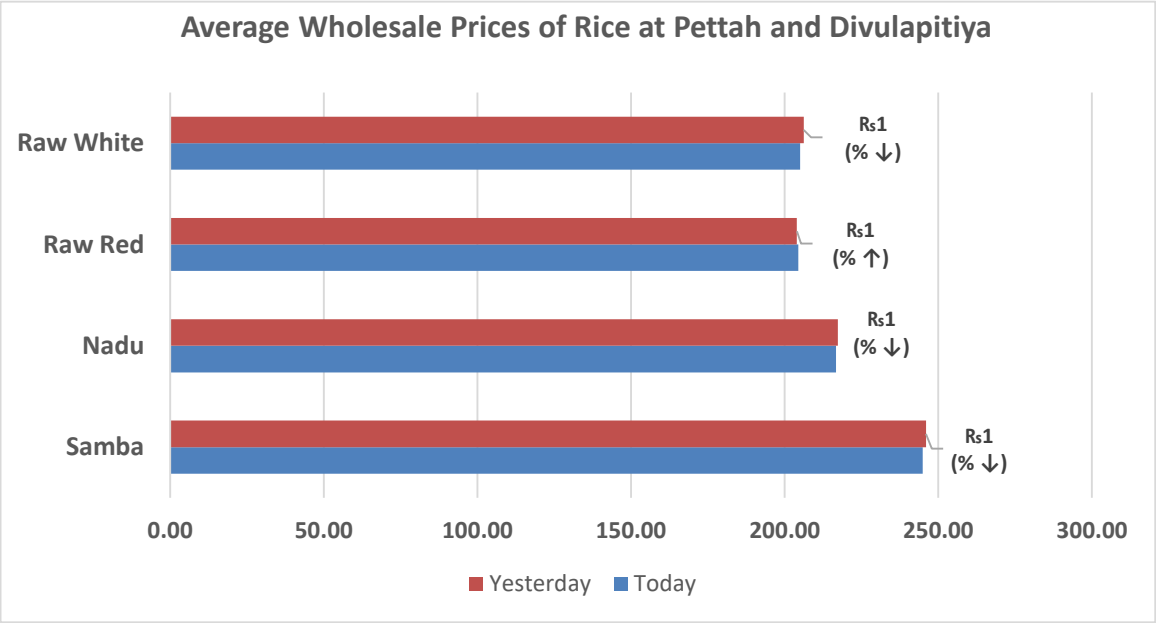
Average Wholesale Prices of Rice at Pettah and Divulapitiya
Raw White
Raw Red
Nadu
Samba
Rs1 (% ↓)
Rs1 (% ↑)
Rs1 (% ↓)
Rs1 (% ↓)
0.00
50.00
100.00
150.00
200.00
250.00
300.00
Yesterday
Today

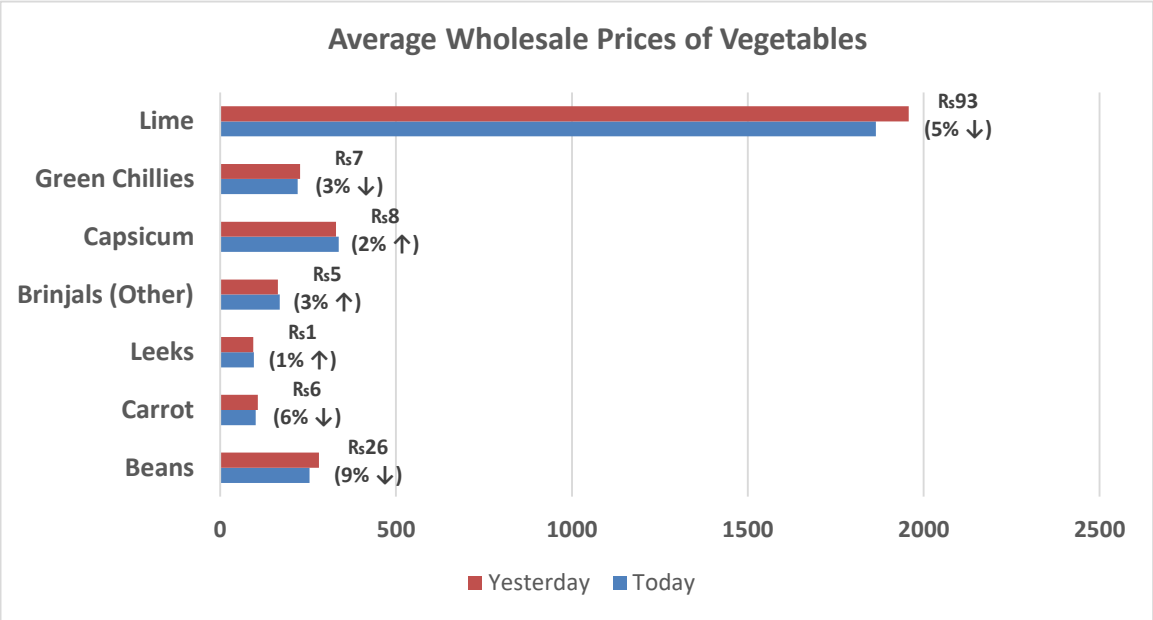
Average Wholesale Prices of Vegetables
Lime
Green Chillies
Capsicum
Brinjals (Other)
Leeks
Carrot
Beans
Rs93 (5% ↓)
Rs7 (3% ↓)
Rs8 (2% ↑)
Rs5 (3% ↑)
Rs1 (1% ↑)
Rs6 (6% ↓)
Rs26 (9% ↓)
0
500
1000
1500
2000
2500
Yesterday
Today

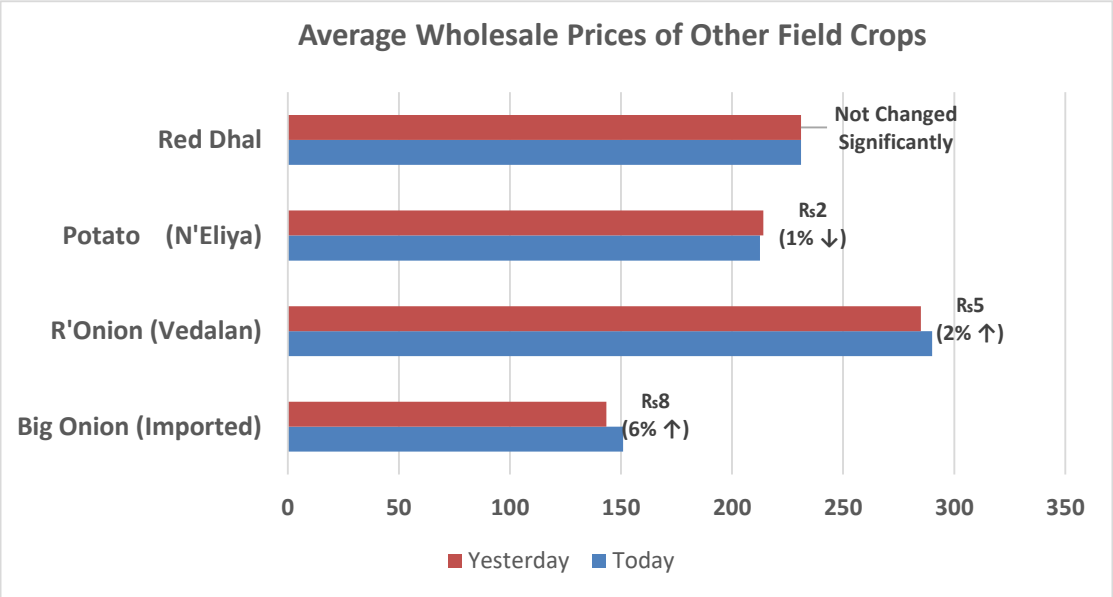
Average Wholesale Prices of Other Field Crops
Red Dhal
Potato (N'Eliya)
R'Onion (Vedalan)
Big Onion (Imported)
Not Changed Significantly
Rs2 (1% ↓)
Rs5 (2% ↑)
Rs8 (6% ↑)
0
50
100
150
200
250
300
350
Yesterday
Today

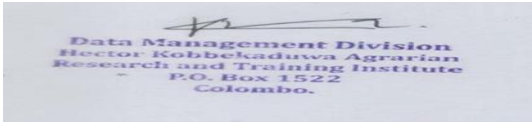
Data Management Division
Hector Kobbekaduwa Agrarian
Research and Training Institute
P.O. Box 1522
Colombo.