Hector Kobbekaduwa Agrarian Research and Training Institute
Data Management Division
(Wholesale Prices of Rice & Subsidiary Food Crops)

2025.09.16

Item	Pettah				Marandagahamula			
	Range	Average		Change *	Range	Average		Change *
	2025.09.16	2025.09.16	2025.09.15		2025.09.16	2025.09.16	2025.09.15	
Rice (Rs/kg)								
Samba 1	240.00 - 245.00	243.00	242.50	0.50	242.00 - 250.00	245.60	245.60	
Samba 2	230.00 - 235.00	232.50	236.50	-4.00	230.00 - 239.00	234.80	234.20	0.60
Keeri Samba	290.00 - 320.00	305.00	302.50	2.50	295.00 - 300.00	298.00	299.00	-1.00
Nadu 1	210.00 - 220.00	213.00	213.00		220.00 - 225.00	222.40	222.40	
Nadu 2	200.00 - 205.00	202.50	202.50		194.00 - 197.00	195.80	195.80	
Raw red	190.00 - 205.00	197.00	196.00	1.00	186.00 - 192.00	189.00	187.80	1.20
Raw White	190.00 - 200.00	196.00	198.00	-2.00	182.00 - 190.00	187.20	186.80	0.40
Imported Rice								
Ponne Samba	-				-			
Nadu	-				-			
Raw White	205.00 - 210.00	207.50	207.50		-			
Raw red								
Subsidiary Food Crops								
Dried Chillies (Rs/Kg)								
Imported	600.00 - 650.00	620.00	630.00	-10.00				
Local								
Onion (Rs/Kg)								
Sinnan	160.00 - 180.00	170.00						
Vedalan	260.00 - 280.00	270.00	290.00	-20.00				
Imported	230.00 - 240.00	235.00	230.00	5.00				
Big Onion								
Imported	135.00 - 145.00	140.00	142.00	-2.00				
Local	140.00 - 150.00	145.00	145.00					
Potatoes (Rs/Kg)								
Welimada	200.00 - 230.00	215.00	210.00	5.00				
Nuwaraeliya	240.00 - 250.00	245.00	245.00					
Imported	170.00 - 180.00	175.00	177.50	-2.50				
Pulses (Rs/Kg)								
Green Gram	760.00 - 850.00	805.00	825.00	-20.00				
Cowpea (White)	1100.00 - 1150.00	1125.00	1125.00					
Red Dhal	235.00 - 245.00	239.00	238.00	1.00				
Consumption Item(Rs/Kg)								
Sugar(White)	216.00 - 218.00	217.00	219.00	-2.00				
Wheat Flour	170.00 - 185.00	177.50	177.50					
Eggs (Rs/Egg)								
Brown	30.00 - 32.00	31.00	29.50	1.50				
White	27.00 - 29.00	28.00	27.50	0.50				

Data Management Division
Hector Kobbekaduwa Agrarian
Research and Training Institute
P.O. Box 1522
Colombo.

Hector Kobbekaduwa Agrarian Research and Training Institute
Data Management Division

Variety	2025.09.16 Peliyagoda Market	2025.09.16 Kandy Market	2025.09.16 Dambulla Market	2025.09.15 Meegoda Market	2025.09.16 Norochchole Market	2025.09.16 Thambuththegama Market	2025.09.16 Keppetipola Market	2025.09.16 Nuwaraeliya Market	2025.09.16 Bandarawela Market	2025.09.15 Veyangoda Market
Up Country Vegetable										
Beans	280 - 350	320 - 350	220 - 350	420 - 450	-	420 - 450	300 - 330	320 - 350	330 - 360	420 - 450
Carrot	160 - 200	150 - 170	130 - 200	180 - 230	-	220 - 250	150 - 170	190 - 200	150 - 180	170 - 220
Leeks	100 - 120	80 - 100	70 - 100	100 - 130	-	120 - 150	70 - 80	90 - 110	90 - 100	100 - 120
Beet root	70 - 80	60 - 70	50 - 80	60 - 90	50 - 55	80 - 110	-	-	-	70 - 90
Beet root (N Eliya)	80 - 100	100 - 110	80 - 90	-	-	-	70 - 80	90 - 100	100 - 110	-
Knolkhol	80 - 120	90 - 100	70 - 110	110 - 130	50 - 60	-	80 - 100	90 - 100	80 - 100	110 - 130
Raddish	60 - 80	70 - 90	40 - 60	100 - 130	30 - 35	80 - 100	60 - 70	70 - 80	60 - 70	80 - 120
Cabbage (N'Eliya)	-	130 - 140	-	-	-	-	80 - 90	110 - 130	90 - 120	-
Cabbage (Kandy)	80 - 120	90 - 120	70 - 130	130 - 160	130 - 140	120 - 160	-	-	-	150 - 180
Tomato	130 - 150	150 - 170	130 - 150	150 - 180	140 - 150	130 - 150	170 - 180	180 - 200	150 - 160	160 - 180
Low country Vegetable										
Ladies Fingers	120 - 150	160 - 170	130 - 150	140 - 170	120 - 130	135 - 150	-	-	130 - 150	140 - 160
Brinjals	150 - 250	150 - 200	130 - 150	220 - 270	100 - 120	200 - 230	150 - 200	-	160 - 220	220 - 260
Capsicum	200 - 300	240 - 260	200 - 250	230 - 280	200 - 250	160 - 180	370 - 400	350 - 380	300 - 350	230 - 260
Pumpkin	40 - 50	35 - 40	25 - 30	35 - 45	30 - 40	35 - 40	40 - 45	-	40 - 40	35 - 45
Cucumber	150 - 180	120 - 130	120 - 130	140 - 180	110 - 140	100 - 120	100 - 110	-	150 - 160	140 - 160
Bitter Gourd	250 - 350	260 - 280	270 - 350	300 - 340	200 - 300	200 - 250	-	-	300 - 320	270 - 300
Snake Gourd	130 - 160	180 - 200	150 - 180	130 - 150	140 - 150	140 - 160	-	-	150 - 170	180 - 200
Drumstick	200 - 400	250 260	-	220 - 260	150 - 170	130 - 150	180 - 220	-	230 - 250	210 - 230
Luffa	250 - 300	240 - 260	170 - 200	200 - 250	110 - 180	180 - 200	-	-	230 - 240	270 - 300
Long Beans	180 - 200	150 - 170	170 - 250	150 - 200	120 - 140	200 - 240	-	-	170 - 200	140 - 160
Ash Plantains	50 - 60	70 - 80	60 - 80	80 - 100	70 - 80	60 - 70	-	-	60 - 80	80 - 100
Green Chillies	120 - 160	180 - 200	150 - 180	150 - 200	160 - 160	120 - 160	180 - 220	-	200 - 230	150 - 200
Lime	1100 - 1200	1000 - 1100	1100 - 1250	1200 - 1300	-	1000 - 1200	-	-	1100 - 1300	1150 - 1250
Sweet Potatoe	100 - 130	100 - 120	70 - 100	110 - 130	-	80 - 100	120 - 130	-	110 - 120	100 - 120
Manioc	70 - 110	80 - 90	70 - 90	100 - 130	70 - 80	70 - 80	75 - 80	-	-	100 - 120
Eggplant	200 - 250	240 - 250	200 - 250	250 - 300	180 - 220	160 - 200			250 - 270	260 - 300
Potato(Imported)	170 - 180	185 - 195	175 - 180	175 - 210	-	175 - 185	-	-	190 - 200	180 - 185
Potato (Welimada)	200 - 230	220 - 230	170 - 200	220 - 230	-	-	180 - 200	-	195 - 220	230 - 240
Potato (Nuwaraeliya)	240 - 250	250 - 260	-	265 - 270	-	-	-	220 - 230	-	260 - 280
B'Onion Imported	135 - 145	140 - 150	110 - 140	80 - 140	-	90 - 150	135 - 140	-	140 - 145	90 - 140
Big-onion Local	140 - 150	145 - 150	120 - 135	130 - 145	-	135 - 140	-	-	140 - 150	130 - 140
Banana										
Ambul(Rs/Kg)	100 - 120	100 - 120								-
Kolikuttu	230 - 260	250 - 260								-
Seeni	100 - 120	90 - 120								-
Anamalu (Rs/Fruits)	30 - 33	-								-
Papaya (Rs/Kg)	120 - 130	110 - 120								-
Passion Fruits(Rs/Fruit	50 - 60									-
Other Fruits (Rs/Fruit)										
Pineapple - Large	350 - 380									
- Medium	300 - 330									-
- Small	270 - 280									-
Mango - Betti	-									
- Karathakolo	400 - 435									-
Woodapple	54 - 60									-
Avocado	100 - 130									-
Orange	42 - 52									-

Data Management Division
Hector Kobbekaduwa Agrarian
Research and Training Institute
P.O. Box 1522

හෙක්ටර් කොබ්බෑකඩුව ගොවිකටයුතු පර්යේෂණ හා පුහුණු කිරීමේ ආයතනය

Hector Kobbekaduwa Agrarian Research and Training Institute

දත්ත කළමනාකරණ අංශය

තොග මිල ගණන් (කිලෝවකට රුපියල්)

Wholesale Prices (Rs/Kg)

වර්ගය	2025.09.16 පැලියගොඩ වෙළඳපොළ	2025.09.16 මහනුවර වෙළඳපොළ	2025.09.16 දඹුල්ල වෙළඳපොළ	2025.09.15 මීගොඩ වෙළඳපොළ	2025.09.16 නොරොච්චෝලේ වෙළඳපොළ	2025.09.16 තඹුත්තේගම වෙළඳපොළ	2025.09.16 කෑප්පෙටිපොළ වෙළඳපොළ	2025.09.16 නුවරඑළිය වෙළඳපොළ	2025.09.16 බණ්ඩාරවෙල වෙළඳපොළ	2025.09.15 වේයන්ගොඩ වෙළඳපොළ
උඩරට එළවළු										
බෝංචි	280 - 350	320 - 350	220 - 350	420 - 450	-	420 - 450	300 - 330	320 - 350	330 - 360	420 - 450
කැරට්	160 - 200	150 - 170	130 - 200	180 - 230	-	220 - 250	150 - 170	190 - 200	150 - 180	170 - 220
ලීක්ස්	100 - 120	80 - 100	70 - 100	100 - 130	-	120 - 150	70 - 80	90 - 110	90 - 100	100 - 120
බීට්රූට්	70 - 80	60 - 70	50 - 80	60 - 90	50 - 55	80 - 110	-	-	-	70 - 90
බීට්රූට් (නුවරඑළිය)	80 - 100	100 - 110	80 - 90	-	-	-	70 - 80	90 - 100	100 - 110	-
නෝකෝල්	80 - 120	90 - 100	70 - 110	110 - 130	50 - 60	-	80 - 100	90 - 100	80 - 100	110 - 130
රාබු	60 - 80	70 - 90	40 - 60	100 - 130	30 - 35	80 - 100	60 - 70	70 - 80	60 - 70	80 - 120
ගෝවා (නුවරඑළිය)	-	130 - 140	-	-	-	-	80 - 90	110 - 130	90 - 120	-
ගෝවා (නුවර)	80 - 120	90 - 120	70 - 130	130 - 160	130 - 140	120 - 160	-	-	-	150 - 180
තක්කාලි	130 - 150	150 - 170	130 - 150	150 - 180	140 - 150	130 - 150	170 - 180	180 - 200	150 - 160	160 - 180
පහතරට එළවළු										
බණ්ඩක්කා	120 - 150	160 - 170	130 - 150	140 - 170	120 - 130	135 - 150	-	-	130 - 150	140 - 160
වම්බටු	150 - 250	150 - 200	130 - 150	220 - 270	100 - 120	200 - 230	150 - 200	-	160 - 220	220 - 260
මාළු මිරිස්	200 - 300	240 - 260	200 - 250	230 - 280	200 - 250	160 - 180	370 - 400	350 - 380	300 - 350	230 - 260
වට්ටක්කා	40 - 50	35 - 40	25 - 30	35 - 45	30 - 40	35 - 40	40 - 45	-	40 - 40	35 - 45
පිපිඤ්ඤා	150 - 180	120 - 130	120 - 130	140 - 180	110 - 140	100 - 120	100 - 110	-	150 - 160	140 - 160
කරවිල	250 - 350	260 - 280	270 - 350	300 - 340	200 - 300	200 - 250	-	-	300 - 320	270 - 300
පතෝල	130 - 160	180 - 200	150 - 180	130 - 150	140 - 150	140 - 160	-	-	150 - 170	180 - 200
මුරුංගා	200 - 400	250 260	-	220 - 260	150 - 170	130 - 150	180 - 220	-	230 - 250	210 - 230
වැටකොළු	250 - 300	240 - 260	170 - 200	200 - 250	110 - 180	180 - 200	-	-	230 - 240	270 - 300
මෑකරල්	180 - 200	150 - 170	170 - 250	150 - 200	120 - 140	200 - 240	-	-	170 - 200	140 - 160
අළු කෙසෙල්	50 - 60	70 - 80	60 - 80	80 - 100	70 - 80	60 - 70	-	-	60 - 80	80 - 100
අමු මිරිස්	120 - 160	180 - 200	150 - 180	150 - 200	160 - 160	120 - 160	180 - 220	-	200 - 230	150 - 200
දෙහි	1100 - 1200	1000 - 1100	1100 - 1250	1200 - 1300	-	1000 - 1200	-	-	1100 - 1300	1150 - 1250
බතල	100 - 130	100 - 120	70 - 100	110 - 130	-	80 - 100	120 - 130	-	110 - 120	100 - 120
මඤ්ඤොක්කා	70 - 110	80 - 90	70 - 90	100 - 130	70 - 80	70 - 80	75 - 80	-	-	100 - 120
එළබටු	200 - 250	240 - 250	200 - 250	250 - 300	180 - 220	160 - 200			250 - 270	260 - 300
අර්තාපල් (ආනයනික)	170 - 180	185 - 195	175 - 180	175 - 210	-	175 - 185	-	-	190 - 200	180 - 185
අර්තාපල් (වැලිමඩ)	200 - 230	220 - 230	170 - 200	220 - 230	-	-	180 - 200	-	195 - 220	230 - 240
අර්තාපල් (නුවරඑළිය)	240 - 250	250 - 260	-	265 - 270	-	-	-	220 - 230	-	260 - 280
ලොකුළූණු (ආනයනික)	135 - 145	140 - 150	110 - 140	80 - 140	-	90 - 150	135 - 140	-	140 - 145	90 - 140
ලොකුළූණු දේශීය	140 - 150	145 - 150	120 - 135	130 - 145	-	135 - 140	-	-	140 - 150	130 - 140
කෙසෙල්										
ඇඹුල් (කිලෝවකට)	100 - 120	100 - 120								-
කෝලිකුට්ටු (කිලෝවකට)	230 - 260	250 - 260								-
සීනි (කිලෝවකට)	100 - 120	90 - 120								-
ආනමාළු (එකකට රු.)	30 - 33	-								-
ගස්ලබු (කිලෝවකට))	120 - 130	110 - 120								-
වැල්දොඩම් (එකකට රු.)	50 - 60									-
පළතුරු (එකකට රු.)										
අන්නාස -ලොකු ප්‍රමාණය	350 - 380									
- මධ්‍යම ප්‍රමාණය	300 - 330									-
- කුඩා ප්‍රමාණය	270 - 280									-
අඹ - බෙට්ටි	-									
-කර්තකොලොම්බන්	400 - 435									-
දිවුල්	54 - 60									-
අලිපේර	100 - 130									-
දොඩම්	42 - 52									-

Note:
Usually, the price collection for Veyangoda and Meegoda wholesale markets is done the previous day between 6.00 pm and 8.30 pm, and for all other wholesale markets, the price collection is done between 7.00 am and 2.00 pm.

Data Management Division
Hector Kobbekaduwa Agrarian Research and Training Institute
P.O. Box 1522
Colombo.

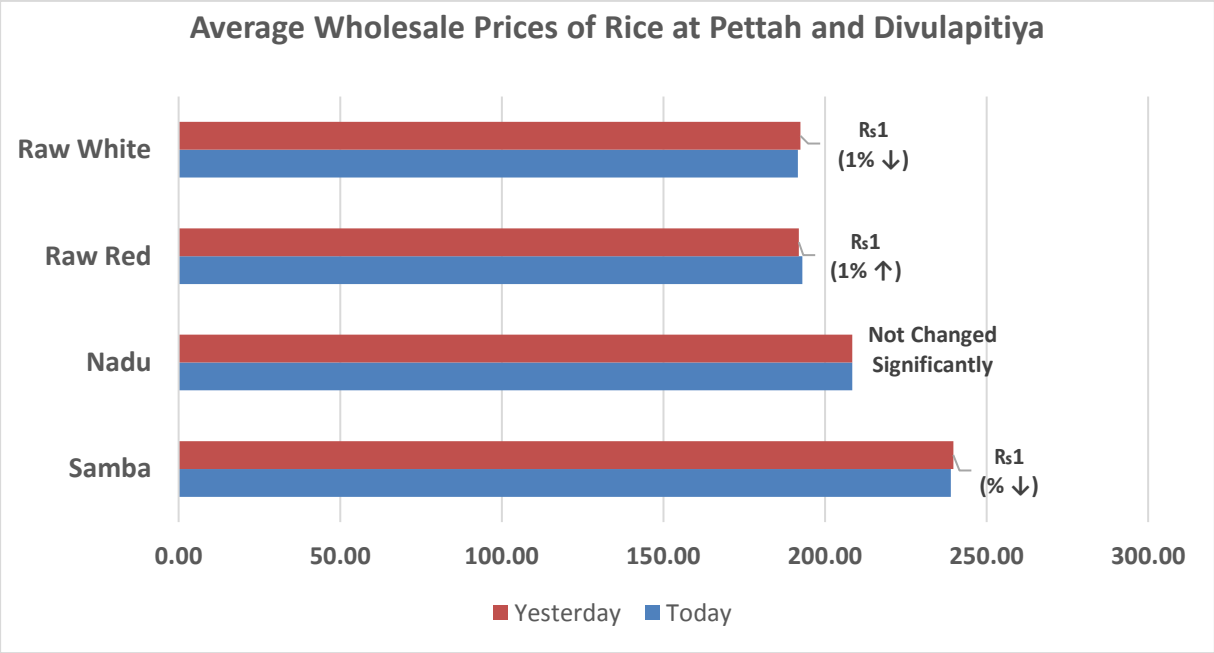
Average Wholesale Prices of Rice at Pettah and Divulapitiya
Raw White
Raw Red
Nadu
Samba
Rs1
(1% ↓)
Rs1
(1% ↑)
Not Changed
Significantly
Rs1
(% ↓)
0.00
50.00
100.00
150.00
200.00
250.00
300.00
Yesterday
Today

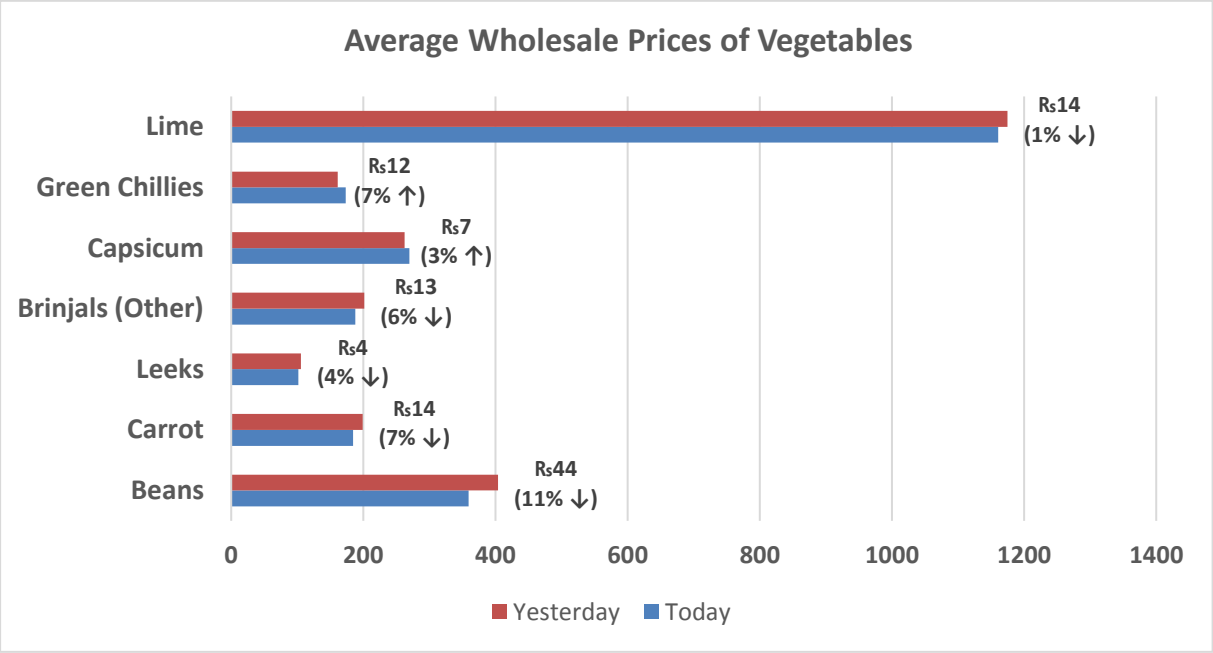
Average Wholesale Prices of Vegetables
Lime
Green Chillies
Capsicum
Brinjals (Other)
Leeks
Carrot
Beans
Rs14
(1% ↓)
Rs12
(7% ↑)
Rs7
(3% ↑)
Rs13
(6% ↓)
Rs4
(4% ↓)
Rs14
(7% ↓)
Rs44
(11% ↓)
0
200
400
600
800
1000
1200
1400
Yesterday
Today

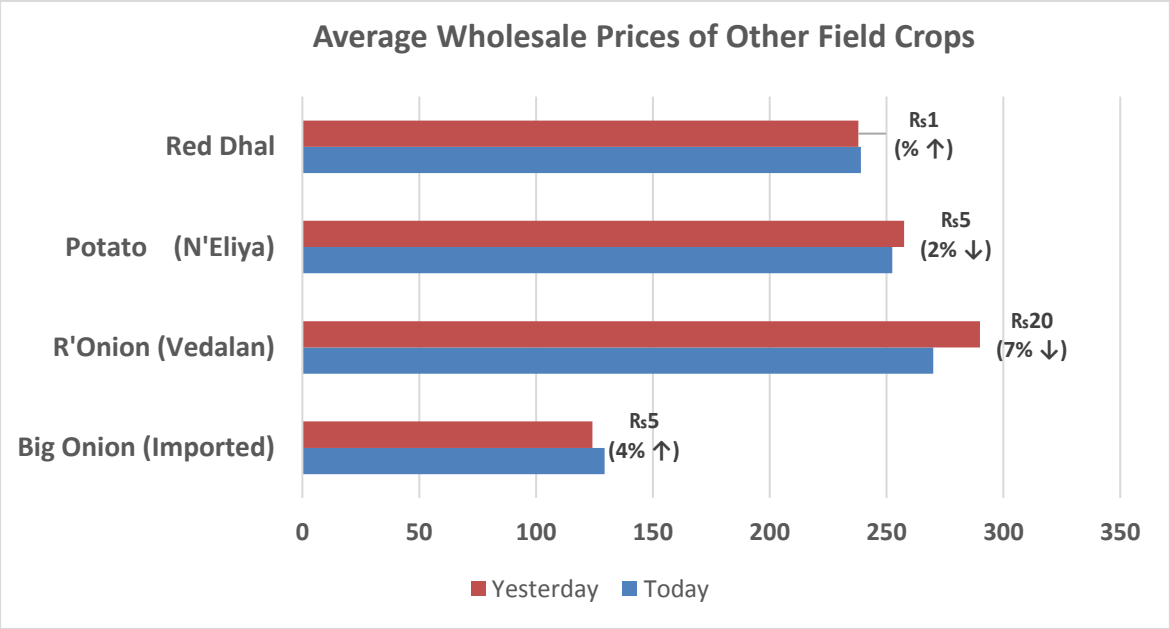
Average Wholesale Prices of Other Field Crops
Red Dhal
Potato (N'Eliya)
R'Onion (Vedalan)
Big Onion (Imported)
Rs1
(% ↑)
Rs5
(2% ↓)
Rs20
(7% ↓)
Rs5
(4% ↑)
0
50
100
150
200
250
300
350
Yesterday
Today

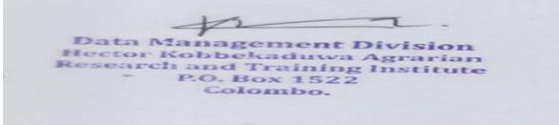
Data Management Division
Hector Kobbekaduwa Agrarian
Research and Training Institute
P.O. Box 1522
Colombo.