

## RETAIL MARKET AT A GLANCE

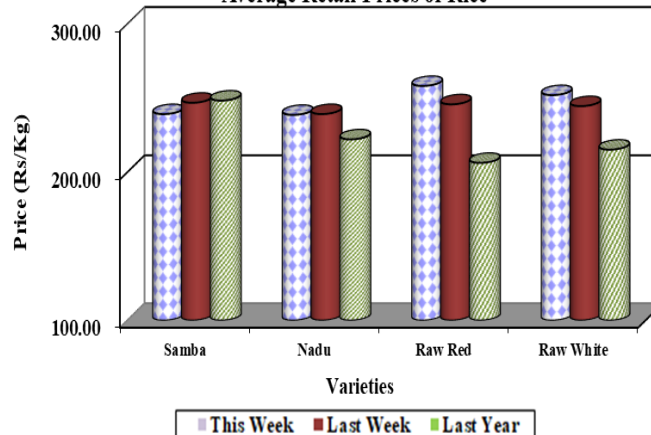
### Summary

#### Paddy/Rice

The retail prices of all the local rice varieties except for nadu grade I and grade II have increased. Among those a notable increase of Rs.12.00/kg was observed for raw red. Imported rice varieties also available in the market. However, a shortage of raw (Red) rice is also visible in the market due to the shortage of the supply. The significant price increase was reported for long grain red paddy due to limited paddy supply while the average prices of major paddy varieties have increased slightly in some major paddy producing areas. It was reported significant price increase for long grain (red) paddy due to limited paddy supply and its prices have ranged Rs.150.00- 170.00/kg.

(Page No.01-02)

Average Retail Prices of Rice

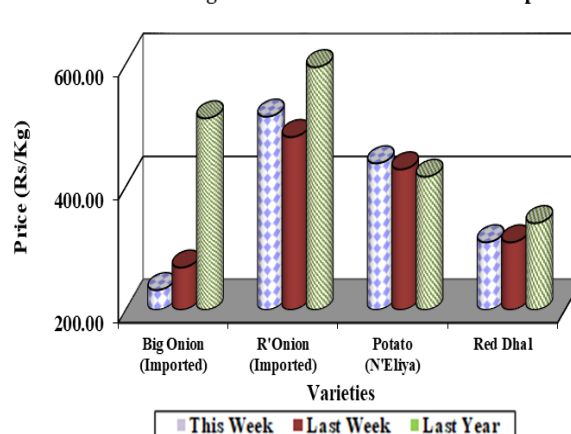


#### Other Field Crops

Retail price of imported dried chilies ranged Rs.750.00-1100.00/kg. The retail price of imported red onion has increased by Rs.42.00/kg and the retail price of imported big onion has decreased by Rs.37.00/kg. Due to availability of sufficient imported stock in the market, the retail prices of all types of pulses have decreased except for red dhal. The highest price decreased of Rs.53.00/kg was recorded for red and white cowpea.

(Page No.02-04)

Average Retail Prices of Other Field Crops

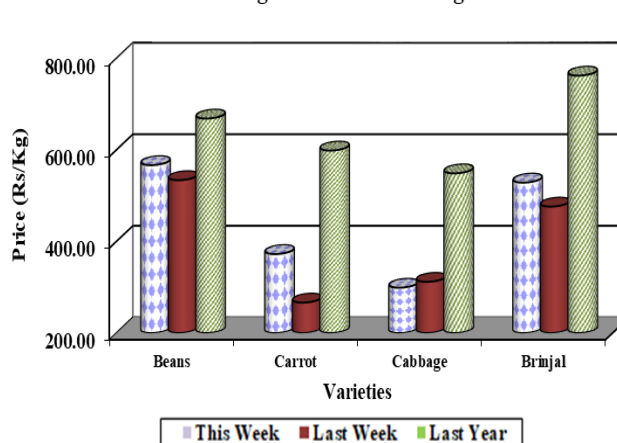


#### Vegetables

Retail prices of most of the vegetable varieties increased in line with the upward wholesale trend. In up-country vegetables, the highest price increase was reported for carrot at Rs.106.00/kg, followed by beetroot at Rs.38.00/kg. Leeks price increased to Rs.19.00/kg. Bitter gourd prices showed a significant price drop of Rs. 144.00/kg. Tomato prices significantly decreased to Rs.163.00/kg compared to the previous week. Low-country vegetables have shown notable price increments for brinjal at Rs.52.00/kg. Green chilies (Rs.253.00/kg) saw a prominent price increment compared to last week but a 19 % price drop compared to last year.

(Page No.04-05)

Average Retail Prices of Vegetables



#### Coconut

Prices of large nuts showed a slight increase by Rs.6.00/nut. Price ranges were Rs.170.00-200.00 for a large nut and Rs.150.00-165.00 for a small nut.

(Page No.05)

**Rice**

**Wholesale**

Price of most local rice varieties have not increased significantly and price ranged of nadu grade I and raw white were Rs.225.00-230.00/kg and Rs.215.00-220.00/kg. Average price of keeri samba was Rs.255.00/kg.

Raw (red) rice varieties were not available in the market due to the shortage of the supply. Imported rice varieties were also available at the market, with the following average prices:

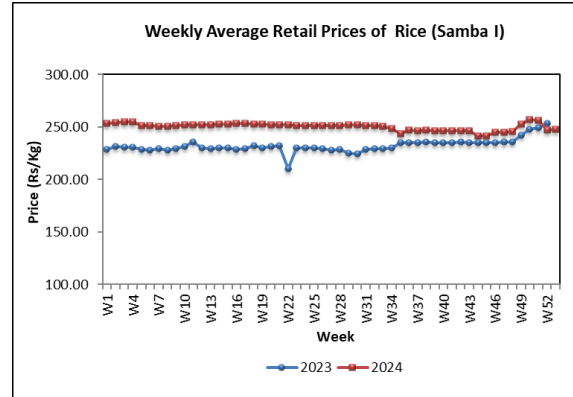
- Imported ponni samba - Rs.228.00/kg
- Imported nadu - Rs.218.00/kg
- Imported Raw white - Rs.218.00/kg

Compared to same period of last year, most rice varieties have seen price increase with the highest price of 8% for nadu grade I. In the contrast the price of keeri samba has decreased by 19%.

**Retail**

The retail prices of all the local rice varieties except for nadu grade I and grade II have increased. Among those a notable increase of Rs.12.00/kg was observed for raw red. The retail prices of imported samba and nadu have decreased by Rs.16.00/kg and Rs.8.00/kg respectively and the retail price

of imported raw white has increased by around Rs.6.00/kg.



Compared to the same period of last year, the current retail prices of all the rice varieties have increased except for samba grade I with the highest price increase of 25% was recorded for raw red.

**Paddy**

The significant price increase was reported for long grain red paddy due to limited paddy supply while the average prices of major paddy varieties have increased slightly in some major paddy producing areas. The average price of short grain (paddy) has increased by Rs.1.00-3.00/kg and its prices ranged Rs.135.00-144.00/kg. The average price for keeri samba paddy has increased by Rs.5.00/kg and Rs.1.00/kg in Dehiattakandiya and Polonnaruwa areas respectively and its price range was between Rs.133.00-144.00/kg in major producing areas. It was reported Rs.1.00-9.00/kg price increase for long grain (white) paddy in Dehiattakandiya, Anuradhapura and

Kalawewa areas while reported Rs.135.00-145.00/kg price range. It was reported significant price increase for long grain (red) paddy by Rs.10.00-16.00/kg due to limited paddy supply and its prices have ranged Rs.150.00-170.00/kg.

Compared to the same period of last year, the average farmgate paddy prices of major paddy varieties except keeri samba have increased by 9%-71% and the highest was for long grain red paddy while the keeri samba paddy average price has decreased by 5%-11%.

#### **Dried Chilies**

##### **Wholesale**

The price of imported dried chilies has not increased significantly and price ranged Rs.650.00-750.00/kg.

Compared to same period of last year, current whole sale price of imported dried chilies has decreased by 33%.

##### **Retail**

The retail price of imported dried chilies has decreased by Rs.11.00/kg and price ranged Rs.750.00-1100.00/kg. Even though wholesale prices did not show significantly change.

Compared to the same period of last year, the current retail price of imported dried chilies has decreased by 29%.

#### **Onion**

##### **Wholesale**

Price of sinnan red onion has not changed significantly and price ranged Rs.250.00-350.00/kg. In contrast price of imported red onion and imported big onion have increased by 4% and 12% due to unavailability of sufficient stocks at the market. The price ranges from Rs.430.00-470.00/kg and Rs.100.00-210.00/kg respectively for imported red onion and imported big onion.

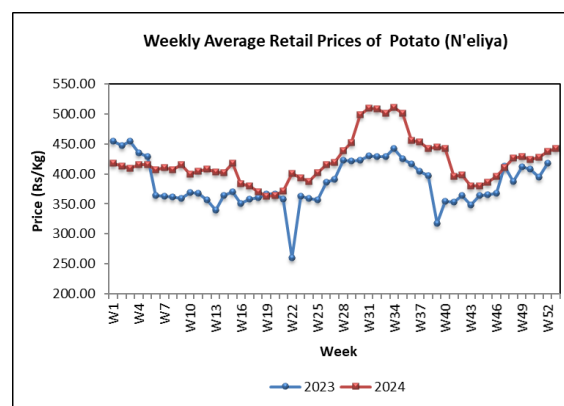
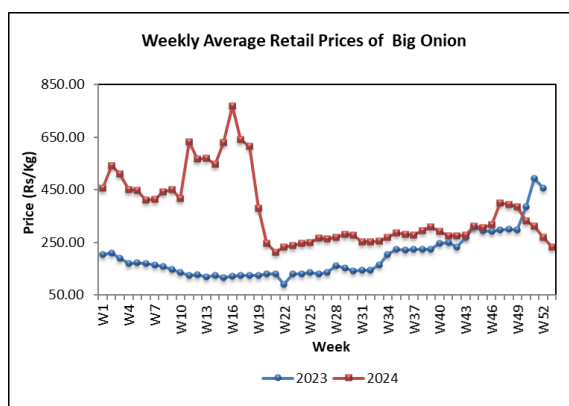
Compared to same period of last year, current whole sale price of imported big onion has decreased by 63%.

##### **Retail**

The retail price of imported red onion has increased by Rs.42.00/kg and the retail price of imported big onion has decreased by Rs.37.00/kg.

Compared to the same period of last year, the current retail prices of imported big onion and imported red onion have decreased by 55% and 7% respectively.

## Weekly Food Commodities Bulletin



### Potato

#### Wholesale

The Price of Nuwara Eliya potato has increased by 4% and price ranging from Rs.340.00-370.00/kg. Price of imported potato has decreased by 4% and price ranged Rs.190.00-220.00/kg respectively.

Compared to same period of last year, current wholesale price of Nuwara Eliya potato and imported potatoes have increased by 5% and 23% respectively.

#### Retail

The retail price of Nuwara Eliya potato has increased by Rs.5.00/kg. The retail price of imported potato has decreased by Rs.2.00/kg.

Compared to the same period of last year, the current retail prices of all types of potato have increased with the highest price increase of 30% was recorded for imported potato.

### Pulses

#### Wholesale

Price of cowpea red has increased by 2% and price ranged Rs.500.00-650.00/kg. Price of green gram and white cowpea have not increased significantly and price ranges for both varieties were Rs.500.00-650.00/kg respectively. Average price of red dhal was Rs.275.00/kg.

Compared to same period of last year, current whole sale prices of all pulses varieties have decreased in the range of 8%-49%.

#### Retail

Due to availability of sufficient imported stock in the market, the retail prices of all types of pulses have decreased except for red dhal. Highest price decreased of Rs.53.00/kg was recorded for red and white cowpeas. The retail price of red dhal has increased by Rs.3.00/kg and price ranged Rs.280.00-360.00/kg.

Compared to the same period of last year, the current retail prices of all types of pulses have decreased with the highest price decrease of 34% was recorded for red cowpea.

### **Vegetable**

#### **Wholesale**

Prices of most of the up-country vegetables have increased due to decreased supply with end of the harvesting season while prices of most of the low-country vegetables have decreased with increased supply from major producing areas.

Most of the upcountry vegetable prices are increased, specifically, carrot reported the highest as 77%, while cabbage and leeks reported a price increase of 45% and 29% with decreased supply from Nuwara Eliya area. Similarly, radish, beans and beetroot prices have increased moderately. However, price of knol-khol has decreased by 4% with availability of low-quality stocks. Further, price of tomato has decreased by 33% with increased supply from Sooriyawewa, Kandy and Bandarawela areas while price of capsicum has increased by 25%.

Considering low-country vegetables, most of the vegetable varieties experienced price decrease with increased supply from Rajanganaya, Embilipitiya and Balangoda

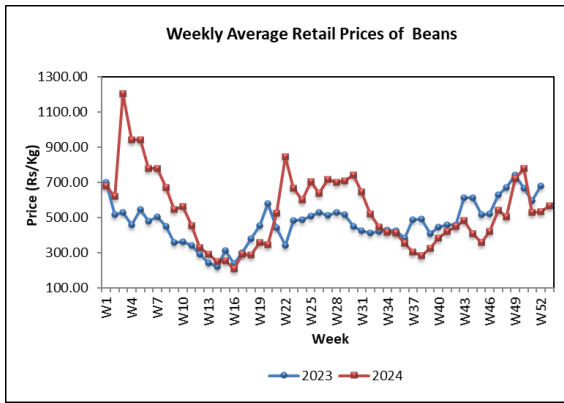
areas. Particularly, snake gourd (12%) and bitter gourd (9%) prices decreased significantly. Prices of luffa, long beans and ash plantain have decreased in the range of 5%-7%. However, prices of brinjal, cucumber and ladies fingers have increased in the range of 19%-34%. In addition, price of green chilies has increased by 31% with decreased supply from Nochichiyagama area while price of lime has increased by 5%.

Compared to the same period of last year, most vegetable prices have decreased, with ash plantain reported the highest as 49%.

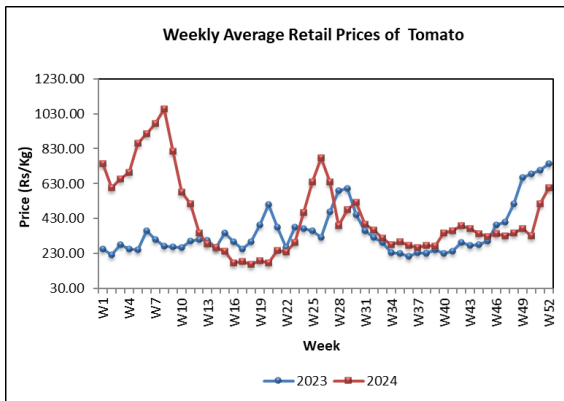
#### **Retail**

Retail prices of most of the vegetable varieties increased in line with the upward wholesale trend. In up-country vegetables, the highest price increase was reported for carrots at Rs.106.00/kg, followed by beetroot at Rs.38.00/kg. Leeks price increased to Rs.19.00/kg. Bitter gourd prices showed a significant price drop of Rs. 144.00/kg. Tomato prices significantly decreased to Rs.163.00/kg compared to the previous week. Low-country vegetables have shown notable price increments for brinjal at Rs.52.00/kg.

## Weekly Food Commodities Bulletin



Green chilies (Rs.253.00/kg) saw a prominent price increment compared to last week but a 19 % price drop compared to last year.



However, compared to the same period last year, prices of most of the varieties have decreased while a notable price drop was reported for cabbage at 46 %.

### Coconut

#### Wholesale

Prices of both large and small nuts have increased by 6% and 7% respectively. Price ranges were Rs.165.00-175.00 for a large nut and Rs.140.00-155.00 for a small nut.

Compared to the same period of last year, the current wholesale prices of large and small nuts have increased by 69% and 61% respectively.

#### Retail

Prices of large nuts showed a slight increase by Rs.6.00/nut. Price ranges were Rs.170.00-200.00 for a large nut and Rs.150.00-165.00 for a small nut.

Compared to the same period last year, prices of large nuts (52%) and small nuts (65%) have increased.

### Fruits

#### Wholesale

wholesale prices of fruits had increased due to high demand for upcoming with the new year. Accordingly, the high price increase of 25% was recorded for ambul.

Betti mango prices decreased by 27% due to the start of the harvest season and abundant stocks. Papaw prices have decrease by 11% due to abundant supplies.

Passion fruit prices have increased by 15%, due to the availability of quality stock.

Prices of wood apple and avocado have increased by 12% and 15% respectively due to limited stocks at the end of the harvest season.

The price of slime apple has decreased by 16% due to the existence of raw slime apple, abundance of stock and decrease in consumer demand.

Wholesale prices for the most of fruits have increased compared to last year, 202% increase was recorded for karthakolomban.

Wholesale prices for the most of fruits have increased compared to last year, 224% increase was recorded for karthakolomban.

### **Retail**

With the upcoming the New Year, the retail prices of most fruits have increased. The highest price increase of Rs.73.00/fruit was reported for avocado due to limited stocks at the end of harvest season.

Among bananas, the most significant price increase of Rs.20.00/ kg was reported for ambul banana while price of kolikuttu banana has increased by Rs.17.00/kg. the price of all sizes of pineapple have increased, ranging from Rs.32.00-45.00. Price of imported grapes from China has also increased by 60.00/kg.

Compared to last year, retail price for most of fruit varieties have increased with the highest rise of 76% recorded for karathakolomban mango.

### **Fresh Fish**

#### **Wholesale**

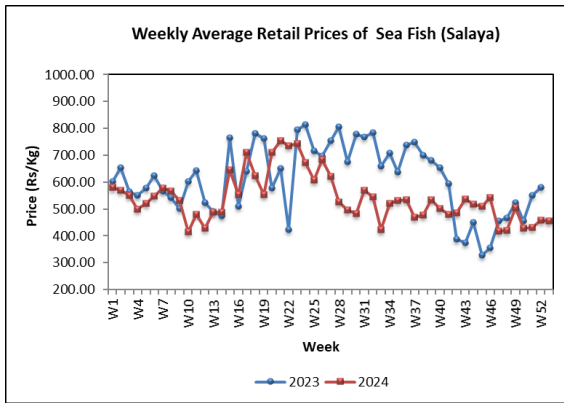
Wholesale prices of most of the fresh fish types have decreased due to increased supply. A price decrease of 9% was noted for kelawalla due to high supply from Galle, Mirissa and Beruwala areas. However, a price increase of 11% was noted for mora due to low supply from Northern areas. Prices of other fresh fish varieties have not changed significantly.

Compared to the same period of last year, current wholesale prices of most of the fresh fish types have decreased with the highest price decrease of 17% was noted for balaya.

#### **Retail**

The prices of other fish varieties except hurulla, balaya and shrimps have decreased and the highest price decrease was recorded for kelawalla by Rs.100.00/kg. Price decrease of paraw and Thora have recorded as Rs.74.00/kg and Rs.63.00/kg respectively. The price increase of shrimps and balaya have recorded as Rs.54.00/kg and Rs.244.00/kg respectively.





Compared to the same period of last year, the prices of other fish varieties except hurulla, thalapath and shrimps have decreased and the highest price decrease was recorded for balaya by 32%.

### Dried Fish

#### Wholesale

Prices of most of the dried fish types have increased due to decrease of local dried fish supply. The price increase of 10% and 8% were noted for local balaya and local salaya due to low supply from Negombo, Puttalam and Chilaw areas. However, a price decrease of 5 % was noted for imported kattawa due to high supply from Indonesia and Vietnam. Prices of other dried fish varieties have not changed significantly.

Compared to the same period of last year, current wholesale prices of most of the dried fish types have decreased and the highest price decrease of 27% was noted for local sprats.

### Retail

The prices of other dry fish varieties except imported sprats and anguluwa have increased and the highest price increase was recorded for kattawa by Rs.40.00/kg. Price increase of other dry fish varieties have recorded in the range of Rs.12.00-21.00/kg. Price decrease of imported sprats and anguluwa have recorded as Rs.24.00/kg and Rs.64.00/kg respectively.

Compared to the same period of last year, the prices of other dry fish varieties except mora have decreased and the highest price decrease was recorded for imported sprats by 16%.

### Eggs

#### Wholesale

The prices of both brown and white eggs have increased by 7% and their prices ranged Rs. 29.00- 37.00/egg and Rs.27.00 - 34.00/egg respectively.

Compared to the same period of last year, prices of both brown and white eggs have decreased by 43% and 44% respectively.

### Retail

The prices of both brown and white egg types have not changed. The price range of a white egg has recorded as Rs.28.00-35.00 and the price range of a brown egg has



recorded as Rs.32.00-38.00 The average price of the white and brown egg types has recorded as Rs.32.00 and Rs.33.00 respectively.

Compared to the same period of last year, the prices of both egg varieties have decreased by 43%.

during the previous week unless otherwise stated.

The frequency of collection of wholesale price information is twice a week (i.e., Tuesday and Friday) while with retail prices, it is thrice a week (i.e., Friday, Monday, and Tuesday).

## **Meat**

### **Retail**

Prices of all meat types have decreased and price decrease of beef and mutton have recorded as Rs.8.00/kg and Rs.13.00/kg respectively. Price decrease of curry chicken and Pork have recorded as Rs.30.00/kg and Rs.92.00/kg respectively.

Compared to the same period of last year, the price of other meat types except beef and mutton have decreased and the highest price decrease was recorded for curry chicken by 20%.

## **EXPLANATORY NOTE**

The Food Commodities Bulletin is a weekly publication containing information relating to wholesale and retail prices of selected food commodities in nine selected markets in and around Colombo and main markets in the major producing areas.

The information is analyzed and presented as prevailing prices, price ranges, averages, and a comparison of weekly prices. The changes in prices reported are always with price prevailed

**Table 01: Selected Markets: Wholesale Price of Rice (Rs/50kg bag)**

Week 53: 27 Dec 2024-02 Jan 2025

LOCATIONS	Rice Varieties													
	Samba 1		Samba 2		Keeri Samba		Nadu 1		Nadu 2		Raw Red		Raw White	
Colombo	11750	12000	11500	11650	12500	13000	11250	11500	11000	11100	-	-	10750	11000
Divulapitiya	11900	12000	11750	11850	12750	12850	11500	11900	11250	11450	12000	13000	11000	11600
Kurunegala	11850	11900	-	-	12850	12900	11350	11400	-	-	-	-	-	-
Nikaweratiya	-	-	-	-	-	-	-	-	-	-	-	-	-	-
Badulla	-	-	-	-	13000	13000	-	-	-	-	-	-	-	-
Puttalam	-	-	-	-	-	-	-	-	-	-	-	-	-	-
Dambulla	11750	11850	11650	11700	12750	12800	11300	11400	11250	11300	-	-	10800	10900
Anuradhapura	11750	11900	-	-	12850	12900	11300	11400	-	-	-	-	10850	11200
Tambuttegama	11750	11750	11600	11600	12750	12850	11250	11350	-	-	-	-	10850	11000
Polonnaruwa	11850	11900	-	-	12850	12900	11350	11350	11100	11100	10850	10850	10850	10850
Kalutara	11900	12100	-	-	12900	13150	11400	11650	-	-	-	-	-	-
Ampara	12000	12000	-	-	13000	13000	11500	11500	-	-	11000	11000	11000	11000
09 Kandy	11900	12000	11500	11600	12750	12900	11400	11500	11000	11200	-	-	11000	11250
Moneragala	11750	11900	-	-	12850	12900	-	-	-	-	-	-	10900	11000
Kegalle	-	-	-	-	-	-	-	-	-	-	-	-	-	-
Dehiattakandiya	-	-	-	-	-	-	-	-	-	-	-	-	-	-
Hambantota	-	-	-	-	12500	12850	-	-	-	-	-	-	12750	12750
Matara	-	-	11400	11500	12500	12750	-	-	-	-	-	-	-	-
Galle	11900	12000	11500	11500	13000	13500	-	-	-	-	-	-	-	-
Meegoda	11850	12000	11750	11750	12700	12900	11400	11500	-	-	-	-	11850	12000
Tissamaharama	11750	11900	-	-	12750	12900	11500	11500	11250	11250	-	-	-	-
Embilipitiya	11900	12000	-	-	12750	12900	-	-	-	-	12950	13000	12900	13000
Jaffna	11900	12000	-	-	12900	13250	11400	11500	-	-	10900	11000	10800	11000
Vavuniya	12000	12200	-	-	13000	13100	11400	11500	-	-	11150	11250	11000	11200
Mannar	11750	11900	-	-	12850	13000	11350	11400	-	-	-	-	10750	11000
Killinochchi	11750	11900	-	-	12750	12900	11400	11500	-	-	-	-	11000	11200
Mullattivu	12000	12200	-	-	13000	13500	-	-	-	-	11250	11500	11000	11300
Batticaloa	11900	11900	11750	11750	12750	12900	-	-	11000	11000	-	-	10900	10950
Trincomalee	11700	11850	-	-	12800	12900	11400	11500	-	-	11250	11350	11150	11250
Galenbindunuwew	11900	12000	-	-	12750	13000	-	-	11000	11250	-	-	10900	11000
Matale	11750	11900	-	-	12900	13000	11350	11400	-	-	-	-	-	-

**Table 02: Selected Markets: Retail Price of Rice (Rs/kg)**

Week 53: 27 Dec 2024-02 Jan 2025

LOCATIONS	Rice Varieties													
	Samba 1		Samba 2		Keeri Samba		Nadu 1		Nadu 2		Raw Red		Raw White	
Colombo	240.00	260.00	-	-	260.00	280.00	240.00	260.00	230.00	230.00	240.00	270.00	240.00	260.00
Gampaha	240.00	240.00	-	-	260.00	260.00	-	-	230.00	230.00	-	-	220.00	220.00
Kurunegala	240.00	240.00	-	-	260.00	260.00	-	-	230.00	230.00	-	-	-	-
Nikaweratiya	-	-	-	-	-	-	-	-	-	-	-	-	-	-
Dambulla	240.00	240.00	230.00	235.00	260.00	260.00	230.00	230.00	230.00	230.00	-	-	220.00	225.00
Anuradhapura	240.00	240.00	-	-	260.00	260.00	230.00	230.00	-	-	-	-	220.00	230.00
Thambuththegama	240.00	240.00	-	-	260.00	270.00	230.00	230.00	230.00	230.00	-	-	220.00	230.00
Polonnaruwa	240.00	240.00	-	-	260.00	260.00	230.00	230.00	225.00	230.00	220.00	220.00	220.00	220.00
Kaluthara	240.00	245.00	-	-	260.00	265.00	230.00	235.00	230.00	235.00	-	-	240.00	245.00
Badulla	-	-	240.00	240.00	260.00	260.00	-	-	-	-	265.00	265.00	265.00	265.00
Keppetipola	-	-	235.00	240.00	260.00	265.00	250.00	260.00	-	-	-	-	230.00	240.00
Moneragala	240.00	240.00	-	-	260.00	260.00	-	-	230.00	230.00	-	-	220.00	230.00
Kegalle	240.00	240.00	-	-	260.00	260.00	230.00	230.00	230.00	230.00	-	-	-	-
Ampara	-	-	240.00	240.00	260.00	260.00	-	-	230.00	230.00	220.00	220.00	220.00	220.00
Dehiattakandiya	240.00	240.00	-	-	260.00	260.00	230.00	230.00	-	-	220.00	220.00	220.00	220.00
Nuwaraeliya	-	-	240.00	245.00	265.00	270.00	255.00	260.00	-	-	-	-	-	-
Kandy	240.00	250.00	230.00	235.00	260.00	270.00	240.00	245.00	225.00	230.00	-	-	240.00	245.00
Puttalam	240.00	250.00	-	-	-	-	230.00	236.00	-	-	-	-	220.00	230.00
Hambantota	-	-	-	-	260.00	260.00	-	-	-	-	260.00	260.00	260.00	260.00
Rathnapura	250.00	255.00	-	-	268.00	275.00	240.00	240.00	-	-	-	-	240.00	245.00
Matara	250.00	260.00	240.00	240.00	260.00	270.00	240.00	245.00	-	-	260.00	265.00	255.00	265.00
Galle	240.00	250.00	-	-	260.00	280.00	230.00	240.00	-	-	240.00	250.00	240.00	250.00
Tissamaharama	250.00	260.00	240.00	240.00	260.00	270.00	240.00	240.00	-	-	-	-	230.00	240.00
Meegoda (DEC)	-	-	240.00	240.00	260.00	260.00	230.00	240.00	-	-	-	-	240.00	240.00
Embilipitiya	240.00	240.00	-	-	260.00	270.00	-	-	-	-	260.00	265.00	260.00	265.00
Jaffna	242.00	245.00	-	-	263.00	266.00	232.00	235.00	-	-	223.00	230.00	224.00	230.00
Vavuniya	244.00	246.00	-	-	264.00	267.00	230.00	235.00	-	-	225.00	228.00	228.00	230.00
Mannar	240.00	245.00	-	-	265.00	270.00	230.00	235.00	-	-	-	-	224.00	230.00
Killinochchi	240.00	245.00	-	-	260.00	265.00	232.00	235.00	-	-	-	-	225.00	228.00
Mullaittivu	246.00	250.00	-	-	265.00	273.00	248.00	260.00	-	-	230.00	235.00	225.00	230.00
Batticaloa	250.00	260.00	240.00	240.00	260.00	270.00	-	-	220.00	230.00	-	-	220.00	230.00
Trincomalee	248.00	250.00	-	-	265.00	270.00	240.00	245.00	-	-	234.00	240.00	226.00	230.00
Hanguranketha	-	-	240.00	240.00	260.00	260.00	230.00	230.00	230.00	230.00	-	-	220.00	240.00
Veyangoda	240.00	240.00	-	-	260.00	270.00	230.00	235.00	230.00	230.00	240.00	260.00	220.00	240.00
Galenbindunuwewa	260.00	260.00	240.00	245.00	260.00	265.00	-	-	225.00	230.00	-	-	220.00	225.00
Bandarawela	240.00	250.00	-	-	260.00	270.00	230.00	240.00	-	-	-	-	220.00	260.00
Matale	240.00	240.00	-	-	260.00	260.00	230.00	230.00	-	-	-	-	220.00	220.00

**Table 04: Selected Markets: Wholesale Price of Subsidiary Food (Rs/50kg)**

Week 53: 27 Dec 2024-02 Jan 2025

LOCATION	Dried Chillies	Red Onion		Big Onion	Potato			Pulses		
	Imported	Imported	Local		Imported	Welimada	Nuwara Eliya	Green Gram	Cowpea	Red Dhal
Colombo	32500 - 37500	21500 - 23500	-	5000 - 10500	9500 - 11000	-	17000 - 18500	25000 - 32500	25000 - 32500	13500 - 14000
Kurunegala	35750 - 38500	23500 - 24000	-	9250 - 10000	11000 - 12000	-	16000 - 17500	32500 - 33000	36500 - 37000	14100 - 14250
Nikaweratiya	-	-	-	-	-	-	-	-	-	-
Dehiattakandiya	34500 - 41500	21000 - 22500	-	7500 - 12000	10500 - 12000	-	16000 - 16000	20000 - 28000	30000 - 35500	13800 - 15000
Dambulla (DEC)	33000 - 34000	19000 - 21000	-	8000 - 10000	11000 - 11500	-	16500 - 16750	27500 - 28000	27500 - 28000	13750 - 13900
Anuradhapura	37500 - 41000	20000 - 24000	-	8500 - 10500	10500 - 11500	-	-	29000 - 34000	33500 - 37500	14000 - 14500
Thambuththegama	34500 - 36000	21000 - 22500	-	8250 - 10500	9750 - 10750	-	15000 - 16000	27500 - 29000	30000 - 33000	13750 - 14000
Polonnaruwa	38000 - 39500	21750 - 24250	-	11250 - 13250	12750 - 14250	-	18250 - 19250	28000 - 29000	34000 - 35000	13750 - 14750
Kaluthara	39000 - 40500	23000 - 24500	-	8500 - 10500	11000 - 12500	-	19500 - 21000	33000 - 34000	34500 - 37500	13750 - 14000
Puttalam	-	-	15000 - 17500	-	-	-	-	-	-	-
Kandy	36000 - 39000	22000 - 24000	-	8250 - 10500	10000 - 12000	-	17000 - 17500	29000 - 30000	32500 - 34000	13750 - 14000
Matara	37500 - 39000	22000 - 25000	-	8000 - 10000	10500 - 11750	-	-	29000 - 35000	30000 - 37500	14000 - 14500
Hambantota	35500 - 40000	22500 - 25000	-	7500 - 10000	10750 - 11000	-	17000 - 17000	22500 - 25000	35000 - 36000	14000 - 14150
Kegalle	35000 - 35500	23000 - 23500	-	8400 - 8500	9000 - 9100	-	16000 - 17000	29500 - 30000	34500 - 35000	14450 - 15500
Galle	35000 - 41500	22500 - 26000	-	8000 - 11000	9000 - 11000	-	18000 - 19000	27000 - 34000	37500 - 40000	14000 - 15000
Tissamaharama	35000 - 40000	22500 - 24000	-	8000 - 10000	10000 - 11500	-	-	27500 - 30000	30000 - 35000	14250 - 14500
Meegoda (DEC)	32000 - 35500	19000 - 22000	-	8250 - 9500	9750 - 11500	-	16750 - 17500	27500 - 32500	30000 - 35000	13900 - 14400
Jaffna	35000 - 35500	-	16000 - 16500	9000 - 9500	10500 - 10650	-	-	27000 - 27500	-	14000 - 14250
Vavuniya	35000 - 36500	-	-	15000 - 15500	14250 - 14750	-	-	32000 - 32750	-	14250 - 14500
Mannar	37000 - 37500	-	16000 - 17000	10000 - 11000	11500 - 12000	-	-	29000 - 31000	-	14250 - 14400
Killinochchi	34000 - 36000	-	-	10000 - 11500	11500 - 12500	-	-	26500 - 28000	-	14250 - 14750
Mullattivu	37000 - 38000	22500 - 24000	-	11000 - 11500	10500 - 11000	-	-	30000 - 32000	-	14500 - 15000
Batticaloa	-	-	-	-	-	-	-	-	-	-
Trincomalee	34550 - 35000	-	16200 - 16500	11000 - 11600	9600 - 9800	-	-	28400 - 29600	39000 - 39500	14200 - 14700
Galenbindunuwewa	37500 - 39000	20000 - 21500	-	11500 - 12000	11000 - 11500	-	-	32500 - 36000	30000 - 35000	13500 - 14000
Matale	36000 - 38000	23000 - 24000	-	10000 - 11000	10000 - 10500	-	18000 - 18500	25000 - 28000	30000 - 32500	14000 - 14250

**Table 05: Selected Markets: Retail Price of Subsidiary Food Crops (Rs/kg)**

Week 53: 27 Dec 2024-02 Jan 2025

12

LOCATIONS	Dried Chillies	Red Onion		Big Onion	Potato			Pulses		
	Imported	Imported	Local		Imported	Welimada	Nuwara Eliya	Green Gram	Cowpea	Red Dhal
Colombo	750.00 - 1100.00	480.00 - 600.00	-	150.00 - 300.00	220.00 - 340.00	-	380.00 - 480.00	700.00 - 1000.00	700.00 - 1000.00	280.00 - 360.00
Gampaha	800.00 - 900.00	480.00 - 520.00	-	300.00 - 320.00	360.00 - 360.00	-	440.00 - 480.00	640.00 - 880.00	830.00 - 980.00	290.00 - 320.00
Kurunegala	800.00 - 850.00	480.00 - 520.00	-	240.00 - 280.00	280.00 - 290.00	-	420.00 - 440.00	700.00 - 850.00	800.00 - 900.00	295.00 - 320.00
Nikaweratiya	-	-	-	-	-	-	-	-	-	-
Dambulla	800.00 - 850.00	500.00 - 560.00	-	200.00 - 240.00	220.00 - 240.00	-	400.00 - 420.00	650.00 - 700.00	650.00 - 750.00	290.00 - 300.00
Anuradhapura	800.00 - 900.00	500.00 - 600.00	-	200.00 - 250.00	240.00 - 260.00	-	-	650.00 - 800.00	750.00 - 900.00	290.00 - 320.00
Thambuththegama	780.00 - 850.00	500.00 - 550.00	-	220.00 - 280.00	250.00 - 270.00	-	380.00 - 390.00	650.00 - 700.00	780.00 - 850.00	290.00 - 310.00
Polonnaruwa	850.00 - 880.00	480.00 - 520.00	-	240.00 - 280.00	270.00 - 300.00	-	380.00 - 420.00	640.00 - 660.00	760.00 - 780.00	300.00 - 320.00
Kaluthara	840.00 - 880.00	540.00 - 600.00	-	250.00 - 300.00	280.00 - 320.00	-	440.00 - 460.00	700.00 - 750.00	700.00 - 800.00	283.00 - 290.00
Badulla	800.00 - 800.00	500.00 - 600.00	-	180.00 - 240.00	240.00 - 260.00	400.00 - 440.00	-	600.00 - 700.00	700.00 - 800.00	300.00 - 320.00
Keppetipola	800.00 - 850.00	500.00 - 520.00	-	160.00 - 240.00	240.00 - 260.00	350.00 - 370.00	-	700.00 - 740.00	680.00 - 700.00	290.00 - 300.00
Moneragala	750.00 - 900.00	520.00 - 600.00	-	220.00 - 240.00	240.00 - 300.00	-	380.00 - 440.00	600.00 - 700.00	600.00 - 700.00	300.00 - 320.00
Kegalle	750.00 - 900.00	500.00 - 530.00	-	240.00 - 250.00	240.00 - 250.00	-	390.00 - 420.00	600.00 - 680.00	700.00 - 780.00	290.00 - 320.00
Ampara	750.00 - 790.00	480.00 - 560.00	-	190.00 - 250.00	220.00 - 300.00	-	400.00 - 420.00	550.00 - 680.00	750.00 - 800.00	280.00 - 290.00
Dehiattakandiya	750.00 - 880.00	480.00 - 480.00	-	160.00 - 290.00	230.00 - 260.00	-	-	500.00 - 600.00	700.00 - 750.00	290.00 - 340.00
Nuwaraeliya	840.00 - 860.00	500.00 - 540.00	-	220.00 - 260.00	260.00 - 300.00	-	400.00 - 420.00	720.00 - 750.00	700.00 - 720.00	285.00 - 295.00
Kandy	800.00 - 900.00	540.00 - 560.00	-	260.00 - 280.00	260.00 - 280.00	-	400.00 - 440.00	740.00 - 800.00	760.00 - 800.00	296.00 - 320.00
Puttalam	780.00 - 850.00	500.00 - 520.00	580.00 - 600.00	240.00 - 300.00	200.00 - 300.00	-	400.00 - 500.00	600.00 - 680.00	780.00 - 920.00	290.00 - 320.00
Rathnapura	850.00 - 900.00	500.00 - 550.00	-	240.00 - 255.00	250.00 - 265.00	-	-	620.00 - 650.00	720.00 - 750.00	300.00 - 320.00
Hambantota	800.00 - 900.00	500.00 - 600.00	-	200.00 - 220.00	240.00 - 280.00	-	400.00 - 400.00	500.00 - 650.00	700.00 - 850.00	290.00 - 300.00
Matara	790.00 - 840.00	520.00 - 600.00	-	180.00 - 240.00	240.00 - 280.00	-	380.00 - 400.00	600.00 - 800.00	700.00 - 800.00	310.00 - 320.00
Galle	800.00 - 850.00	500.00 - 600.00	-	180.00 - 240.00	240.00 - 260.00	-	380.00 - 400.00	560.00 - 800.00	800.00 - 1000.00	290.00 - 320.00
Tissamaharama	800.00 - 900.00	540.00 - 580.00	-	220.00 - 260.00	240.00 - 260.00	-	380.00 - 420.00	650.00 - 800.00	750.00 - 850.00	295.00 - 320.00
Meegoda (DEC)	750.00 - 750.00	480.00 - 540.00	-	200.00 - 240.00	230.00 - 300.00	-	440.00 - 480.00	650.00 - 700.00	700.00 - 800.00	290.00 - 300.00
Embilipitiya	800.00 - 850.00	480.00 - 520.00	-	200.00 - 240.00	230.00 - 280.00	-	420.00 - 440.00	580.00 - 680.00	800.00 - 900.00	290.00 - 350.00
Jaffna	750.00 - 800.00	-	340.00 - 370.00	220.00 - 260.00	220.00 - 240.00	-	-	550.00 - 600.00	-	290.00 - 310.00
Vavuniya	840.00 - 860.00	-	-	320.00 - 330.00	300.00 - 320.00	-	-	720.00 - 750.00	-	300.00 - 305.00
Mannar	780.00 - 820.00	580.00 - 620.00	-	240.00 - 260.00	260.00 - 280.00	-	-	650.00 - 700.00	-	300.00 - 320.00
Killinochchi	750.00 - 780.00	-	-	250.00 - 270.00	260.00 - 280.00	-	-	580.00 - 620.00	-	300.00 - 310.00
Mullaittivu	760.00 - 800.00	-	480.00 - 520.00	-	240.00 - 250.00	-	-	650.00 - 680.00	-	295.00 - 305.00
Batticaloa	800.00 - 850.00	-	-	200.00 - 250.00	240.00 - 260.00	-	-	700.00 - 800.00	700.00 - 800.00	290.00 - 300.00
Trincomalee	790.00 - 800.00	-	-	230.00 - 250.00	240.00 - 250.00	-	-	680.00 - 690.00	880.00 - 900.00	305.00 - 310.00
Hanguranketha	790.00 - 820.00	-	-	200.00 - 230.00	210.00 - 260.00	-	-	580.00 - 800.00	720.00 - 780.00	285.00 - 295.00
Veyangoda	760.00 - 900.00	480.00 - 600.00	-	220.00 - 320.00	240.00 - 320.00	-	400.00 - 480.00	700.00 - 1000.00	800.00 - 1000.00	300.00 - 340.00
Galenbindunuwewa	800.00 - 850.00	-	-	240.00 - 260.00	240.00 - 260.00	-	-	700.00 - 800.00	680.00 - 800.00	290.00 - 300.00
Bandarawela	800.00 - 900.00	480.00 - 520.00	-	200.00 - 260.00	240.00 - 270.00	360.00 - 400.00	-	650.00 - 750.00	750.00 - 850.00	280.00 - 320.00
Matale	800.00 - 850.00	500.00 - 540.00	-	250.00 - 280.00	220.00 - 240.00	-	400.00 - 440.00	650.00 - 750.00	750.00 - 850.00	290.00 - 300.00

**Table 06: Selected Markets: Wholesale Price of Vegetables(Rs/kg)**

Week 53: 27 Dec 2024-02 Jan 2025

Locations	Butter Beans	Green Beans	Carrot	Leeks	Beetroot	Knolkhol
Colombo	-	400.00 - 500.00	200.00 - 300.00	240.00 - 300.00	250.00 - 500.00	200.00 - 300.00
Meegoda (DEC)	-	430.00 - 500.00	240.00 - 300.00	240.00 - 300.00	320.00 - 360.00	330.00 - 350.00
Dambulla (DEC)	-	350.00 - 400.00	200.00 - 240.00	220.00 - 250.00	350.00 - 420.00	280.00 - 300.00
Keppetipola (DEC)	-	370.00 - 400.00	220.00 - 240.00	200.00 - 220.00	300.00 - 320.00	280.00 - 320.00
Norochchole (DEC)	-	-	-	-	280.00 - 320.00	180.00 - 200.00
Nuwara Eliya	-	400.00 - 440.00	230.00 - 240.00	210.00 - 220.00	310.00 - 320.00	280.00 - 300.00
Kandy	-	400.00 - 450.00	250.00 - 270.00	250.00 - 270.00	300.00 - 320.00	250.00 - 280.00
Hambantota	-	400.00 - 480.00	300.00 - 350.00	300.00 - 350.00	480.00 - 520.00	300.00 - 380.00
Thambuththegama (DEC)	-	300.00 - 330.00	280.00 - 320.00	270.00 - 300.00	330.00 - 350.00	260.00 - 300.00
Jaffna	-	300.00 - 320.00	260.00 - 280.00	300.00 - 330.00	400.00 - 420.00	-
Bandarawela	-	320.00 - 360.00	230.00 - 250.00	230.00 - 240.00	320.00 - 350.00	300.00 - 330.00
Veyangoda	-	440.00 - 480.00	270.00 - 320.00	270.00 - 320.00	380.00 - 420.00	270.00 - 350.00

Locations	Raddish	Cabbage	Tomato	Ladies Fingers	Brinjal	Capsicum
Colombo	100.00 - 160.00	150.00 - 250.00	200.00 - 300.00	80.00 - 180.00	400.00 - 500.00	600.00 - 900.00
Meegoda (DEC)	100.00 - 160.00	140.00 - 250.00	240.00 - 320.00	120.00 - 160.00	350.00 - 450.00	680.00 - 750.00
Moneragala	100.00 - 150.00	220.00 - 280.00	350.00 - 400.00	100.00 - 150.00	300.00 - 350.00	750.00 - 800.00
Dambulla (DEC)	80.00 - 110.00	100.00 - 130.00	230.00 - 280.00	90.00 - 120.00	350.00 - 400.00	550.00 - 700.00
Keppetipola (DEC)	60.00 - 70.00	100.00 - 130.00	250.00 - 280.00	120.00 - 130.00	300.00 - 350.00	650.00 - 700.00
Norochchole (DEC)	50.00 - 60.00	100.00 - 120.00	180.00 - 200.00	120.00 - 150.00	350.00 - 370.00	700.00 - 800.00
Nuwara Eliya	100.00 - 120.00	190.00 - 200.00	260.00 - 280.00	140.00 - 150.00	340.00 - 360.00	660.00 - 700.00
Kandy	80.00 - 100.00	130.00 - 180.00	300.00 - 330.00	120.00 - 140.00	320.00 - 360.00	550.00 - 600.00
Hambantota	200.00 - 250.00	150.00 - 200.00	200.00 - 260.00	120.00 - 180.00	200.00 - 260.00	650.00 - 750.00
Thambuththegama (DEC)	100.00 - 120.00	150.00 - 170.00	250.00 - 300.00	130.00 - 150.00	300.00 - 350.00	750.00 - 800.00
Tissamaharama	120.00 - 150.00	180.00 - 220.00	280.00 - 350.00	80.00 - 120.00	280.00 - 350.00	700.00 - 750.00
Jaffna	120.00 - 140.00	150.00 - 170.00	300.00 - 330.00	150.00 - 170.00	450.00 - 470.00	750.00 - 770.00
Bandarawela	90.00 - 110.00	100.00 - 130.00	230.00 - 250.00	-	300.00 - 350.00	650.00 - 700.00
Veyangoda	80.00 - 120.00	150.00 - 200.00	280.00 - 350.00	120.00 - 150.00	320.00 - 400.00	700.00 - 800.00

Locations	Pumpkin	Cucumber	Bitter Gourd	Snake Gourd	Drumstick	Luffa
Colombo	140.00 - 200.00	100.00 - 180.00	450.00 - 650.00	180.00 - 230.00	-	240.00 - 300.00
Meegoda (DEC)	170.00 - 190.00	100.00 - 150.00	430.00 - 500.00	190.00 - 250.00	-	250.00 - 300.00
Moneragala	200.00 - 250.00	180.00 - 200.00	650.00 - 700.00	320.00 - 350.00	-	430.00 - 450.00
Dambulla (DEC)	130.00 - 150.00	90.00 - 120.00	350.00 - 400.00	150.00 - 180.00	-	180.00 - 220.00
Keppetipola (DEC)	160.00 - 180.00	130.00 - 140.00	440.00 - 480.00	170.00 - 180.00	-	220.00 - 240.00
Norochchole (DEC)	-	100.00 - 120.00	-	150.00 - 170.00	-	-
Nuwara Eliya	170.00 - 180.00	140.00 - 150.00	450.00 - 500.00	180.00 - 200.00	-	240.00 - 250.00
Kandy	160.00 - 180.00	130.00 - 150.00	400.00 - 450.00	180.00 - 200.00	-	240.00 - 260.00
Hambantota	200.00 - 220.00	120.00 - 160.00	500.00 - 600.00	300.00 - 320.00	-	300.00 - 320.00
Thambuththegama (DEC)	130.00 - 150.00	80.00 - 120.00	450.00 - 500.00	150.00 - 200.00	-	200.00 - 220.00
Tissamaharama	120.00 - 180.00	120.00 - 120.00	400.00 - 550.00	220.00 - 300.00	-	280.00 - 350.00
Jaffna	150.00 - 180.00	130.00 - 150.00	660.00 - 670.00	150.00 - 170.00	-	-
Bandarawela	160.00 - 180.00	130.00 - 140.00	-	-	-	-
Veyangoda	150.00 - 180.00	150.00 - 180.00	480.00 - 520.00	170.00 - 200.00	-	240.00 - 280.00

**Table 06 (Contd.)**

	<b>Long Beans</b>	<b>Ash Plantain</b>	<b>Green Chillies</b>	<b>Lime</b>	<b>Sweet Potatoe</b>	<b>Manioc</b>
Colombo	200.00 - 300.00	100.00 - 180.00	850.00 - 1300.00	200.00 - 300.00	100.00 - 140.00	80.00 - 120.00
Meegoda (DEC)	220.00 - 300.00	120.00 - 150.00	800.00 - 900.00	200.00 - 280.00	110.00 - 120.00	100.00 - 120.00
Moneragala	230.00 - 280.00	100.00 - 130.00	850.00 - 950.00	200.00 - 250.00	150.00 - 180.00	70.00 - 80.00
Dambulla (DEC)	130.00 - 160.00	100.00 - 120.00	650.00 - 750.00	180.00 - 200.00	100.00 - 130.00	70.00 - 80.00
Keppetipola (DEC)	200.00 - 220.00	130.00 - 140.00	650.00 - 700.00	240.00 - 260.00	120.00 - 130.00	100.00 - 110.00
Norochchole (DEC)	130.00 - 170.00	100.00 - 120.00	700.00 - 900.00	-	-	100.00 - 100.00
Nuwara Eliya	220.00 - 230.00	140.00 - 150.00	800.00 - 850.00	260.00 - 280.00	130.00 - 140.00	80.00 - 100.00
Kandy	200.00 - 220.00	120.00 - 150.00	700.00 - 750.00	200.00 - 220.00	120.00 - 140.00	80.00 - 90.00
Hambantota	200.00 - 250.00	70.00 - 100.00	900.00 - 1000.00	300.00 - 320.00	150.00 - 200.00	120.00 - 150.00
Thambuththegama (DEC)	100.00 - 180.00	100.00 - 150.00	750.00 - 900.00	150.00 - 180.00	100.00 - 120.00	70.00 - 100.00
Tissamaharama	120.00 - 150.00	80.00 - 100.00	750.00 - 850.00	200.00 - 260.00	120.00 - 140.00	110.00 - 120.00
Jaffna	300.00 - 320.00	70.00 - 85.00	1040.00 - 1060.00	360.00 - 375.00	120.00 - 130.00	150.00 - 170.00
Bandarawela	-	-	650.00 - 720.00	-	135.00 - 140.00	-
Veyangoda	150.00 - 220.00	120.00 - 160.00	750.00 - 900.00	200.00 - 250.00	120.00 - 150.00	100.00 - 120.00

<b>Locations</b>	<b>Leafy Vegetables (Rs/bundle)</b>			<b>Coconut (Rs/nut)</b>	
	<b>Mukunuwenna</b>	<b>Kankun</b>	<b>Gotukola</b>	<b>Large</b>	<b>Small</b>
Colombo	30.00 - 50.00	40.00 - 50.00	340.00 - 360.00	165.00 - 175.00	140.00 - 155.00
Meegoda (DEC)	50.00 - 60.00	50.00 - 60.00	210.00 - 240.00	145.00 - 150.00	140.00 - 140.00
Norochchole (DEC)	-	-	-	-	-
Nuwara Eliya	-	-	-	-	-
Dambulla (DEC)	25.00 - 30.00	25.00 - 30.00	125.00 - 150.00	120.00 - 125.00	90.00 - 100.00
Kandy	45.00 - 50.00	50.00 - 55.00	240.00 - 250.00	140.00 - 150.00	110.00 - 120.00
Hambantota	45.00 - 50.00	50.00 - 50.00	180.00 - 240.00	-	-
Thambuththegama (DEC)	-	-	-	130.00 - 140.00	100.00 - 115.00
Tissamaharama	25.00 - 30.00	25.00 - 30.00	150.00 - 180.00	140.00 - 160.00	100.00 - 120.00
Jaffna	80.00 - 90.00	40.00 - 45.00	210.00 - 225.00	140.00 - 150.00	90.00 - 100.00
Bandarawela	-	-	-	-	-
Veyangoda	30.00 - 35.00	30.00 - 35.00	220.00 - 240.00	-	-

*Colombo, Meegoda, Norochchole, Jaffna, Dambulla and Kandy - Gotukola Price Rs/Kg*



**Table 07: Selected Markets: Retail Price of Vegetables (Rs/kg)**

Week 53: 27 Dec 2024-02 Jan 2025

LOCATIONS	Up Country Varieties																
	Butter Beans		Green Beans		Carrot		Leeks		Beetroot		Knol Khol		Raddish		Cabbage		Tomato
Colombo	-	500.00 - 600.00	300.00 - 450.00	320.00 - 450.00	400.00 - 650.00	280.00 - 550.00	160.00 - 320.00	220.00 - 360.00	300.00 - 600.00								
Gampaha	-	560.00 - 640.00	360.00 - 480.00	400.00 - 480.00	520.00 - 600.00	480.00 - 560.00	320.00 - 360.00	280.00 - 360.00	480.00 - 640.00								
Kurunegala	-	570.00 - 640.00	400.00 - 480.00	380.00 - 420.00	540.00 - 600.00	500.00 - 520.00	280.00 - 340.00	300.00 - 320.00	500.00 - 640.00								
Nikaweratiya	-	-	-	-	-	-	-	-	-								
Dambulla	-	540.00 - 560.00	360.00 - 400.00	380.00 - 400.00	540.00 - 560.00	440.00 - 460.00	200.00 - 240.00	220.00 - 260.00	400.00 - 480.00								
Anuradhapura	-	520.00 - 600.00	400.00 - 480.00	400.00 - 480.00	480.00 - 600.00	-	200.00 - 280.00	260.00 - 360.00	440.00 - 520.00								
Thambuththegama	-	400.00 - 480.00	400.00 - 480.00	400.00 - 480.00	460.00 - 500.00	380.00 - 450.00	180.00 - 220.00	250.00 - 300.00	380.00 - 500.00								
Polonnaruwa	-	550.00 - 580.00	380.00 - 440.00	400.00 - 440.00	500.00 - 540.00	280.00 - 300.00	180.00 - 220.00	240.00 - 260.00	400.00 - 450.00								
Kaluthara	-	580.00 - 640.00	380.00 - 460.00	380.00 - 440.00	600.00 - 650.00	450.00 - 520.00	220.00 - 300.00	350.00 - 400.00	440.00 - 500.00								
Badulla	-	600.00 - 650.00	320.00 - 320.00	320.00 - 320.00	350.00 - 400.00	-	240.00 - 240.00	240.00 - 240.00	400.00 - 450.00								
Keppetipola	-	440.00 - 460.00	280.00 - 300.00	260.00 - 280.00	350.00 - 380.00	340.00 - 360.00	120.00 - 130.00	160.00 - 180.00	350.00 - 360.00								
Moneragala	-	520.00 - 600.00	360.00 - 400.00	400.00 - 480.00	520.00 - 600.00	-	160.00 - 240.00	320.00 - 400.00	440.00 - 520.00								
Kegalle	-	460.00 - 520.00	440.00 - 480.00	440.00 - 480.00	520.00 - 560.00	480.00 - 520.00	280.00 - 320.00	320.00 - 360.00	440.00 - 480.00								
Ampara	-	480.00 - 560.00	380.00 - 420.00	360.00 - 400.00	480.00 - 600.00	-	240.00 - 280.00	240.00 - 320.00	400.00 - 450.00								
Dehiattakandiya	-	400.00 - 680.00	480.00 - 500.00	480.00 - 500.00	480.00 - 500.00	-	200.00 - 300.00	240.00 - 320.00	300.00 - 480.00								
Nuwaraeliya	-	520.00 - 550.00	340.00 - 360.00	340.00 - 360.00	420.00 - 440.00	400.00 - 420.00	220.00 - 240.00	300.00 - 320.00	400.00 - 420.00								
Kandy	-	520.00 - 560.00	360.00 - 400.00	360.00 - 400.00	400.00 - 480.00	400.00 - 450.00	160.00 - 200.00	200.00 - 240.00	480.00 - 520.00								
Puttalam	-	500.00 - 600.00	450.00 - 460.00	400.00 - 460.00	500.00 - 600.00	500.00 - 500.00	200.00 - 300.00	300.00 - 300.00	500.00 - 600.00								
Hambantota	-	500.00 - 600.00	400.00 - 480.00	400.00 - 480.00	580.00 - 600.00	400.00 - 420.00	300.00 - 320.00	300.00 - 320.00	400.00 - 480.00								
Rathnapura	-	500.00 - 560.00	320.00 - 360.00	350.00 - 400.00	450.00 - 480.00	-	200.00 - 240.00	220.00 - 250.00	400.00 - 460.00								
Matara	-	480.00 - 600.00	360.00 - 400.00	340.00 - 400.00	400.00 - 480.00	400.00 - 480.00	200.00 - 220.00	300.00 - 340.00	300.00 - 320.00								
Galle	-	560.00 - 600.00	360.00 - 400.00	360.00 - 400.00	480.00 - 600.00	400.00 - 460.00	200.00 - 240.00	360.00 - 380.00	400.00 - 480.00								
Tissamaharama	-	560.00 - 600.00	300.00 - 320.00	350.00 - 400.00	430.00 - 480.00	380.00 - 460.00	180.00 - 240.00	250.00 - 300.00	380.00 - 400.00								
Meegoda (DEC)	-	560.00 - 600.00	360.00 - 440.00	400.00 - 480.00	480.00 - 600.00	520.00 - 560.00	240.00 - 240.00	360.00 - 400.00	400.00 - 480.00								
Embilipitiya	-	480.00 - 520.00	300.00 - 400.00	320.00 - 400.00	480.00 - 600.00	-	240.00 - 300.00	300.00 - 400.00	320.00 - 400.00								
Jaffna	-	350.00 - 400.00	320.00 - 380.00	350.00 - 400.00	450.00 - 500.00	-	160.00 - 200.00	200.00 - 250.00	350.00 - 400.00								
Vavuniya	-	500.00 - 600.00	500.00 - 540.00	500.00 - 520.00	550.00 - 600.00	-	300.00 - 320.00	400.00 - 420.00	550.00 - 580.00								
Mannar	-	600.00 - 700.00	340.00 - 380.00	380.00 - 420.00	600.00 - 660.00	-	160.00 - 180.00	280.00 - 320.00	480.00 - 560.00								
Killinochchi	-	580.00 - 620.00	440.00 - 460.00	380.00 - 420.00	480.00 - 520.00	-	260.00 - 280.00	300.00 - 340.00	440.00 - 460.00								
Mullaittivu	-	500.00 - 600.00	400.00 - 450.00	380.00 - 420.00	550.00 - 600.00	-	300.00 - 340.00	300.00 - 380.00	420.00 - 500.00								
Batticaloa	-	400.00 - 460.00	300.00 - 350.00	320.00 - 340.00	400.00 - 450.00	-	160.00 - 200.00	180.00 - 200.00	380.00 - 400.00								
Trincomalee	-	700.00 - 720.00	440.00 - 460.00	420.00 - 440.00	470.00 - 500.00	-	240.00 - 250.00	330.00 - 350.00	520.00 - 540.00								
Hanguranketha	-	440.00 - 500.00	280.00 - 320.00	260.00 - 280.00	340.00 - 380.00	340.00 - 380.00	100.00 - 140.00	180.00 - 200.00	300.00 - 320.00								
Veyangoda	-	480.00 - 600.00	320.00 - 400.00	320.00 - 440.00	440.00 - 520.00	320.00 - 440.00	160.00 - 240.00	200.00 - 320.00	360.00 - 520.00								
Galenbindunuwewa	-	550.00 - 600.00	350.00 - 380.00	450.00 - 500.00	460.00 - 490.00	-	220.00 - 240.00	300.00 - 330.00	550.00 - 580.00								
Bandarawela	-	400.00 - 500.00	300.00 - 400.00	280.00 - 340.00	380.00 - 420.00	380.00 - 400.00	160.00 - 200.00	180.00 - 260.00	320.00 - 340.00								
Matale	-	480.00 - 600.00	320.00 - 360.00	320.00 - 400.00	500.00 - 560.00	-	200.00 - 240.00	200.00 - 240.00	320.00 - 400.00								

Table 07 (Contd.)

LOCATIONS	Low Country Varieties										
	Ladies Fingers	Brinjal	Capsicum	Pumpkin	Cucumber	Bitter Gourd	Snake Gourd	Drumstick	Luffa	Long Beans	
Colombo	200.00 - 350.00	420.00 - 600.00	650.00 - 1000.00	230.00 - 340.00	160.00 - 320.00	560.00 - 800.00	280.00 - 480.00	-	350.00 - 480.00	340.00 - 500.00	
Gampaha	280.00 - 320.00	480.00 - 560.00	1000.00 - 1200.00	280.00 - 360.00	240.00 - 320.00	700.00 - 800.00	400.00 - 480.00	800.00 - 800.00	400.00 - 520.00	400.00 - 520.00	
Kurunegala	260.00 - 320.00	600.00 - 650.00	1100.00 - 1200.00	280.00 - 340.00	220.00 - 300.00	720.00 - 800.00	350.00 - 480.00	-	400.00 - 500.00	400.00 - 440.00	
Nikaweratiya	-	-	-	-	-	-	-	-	-	-	
Dambulla	180.00 - 200.00	500.00 - 560.00	900.00 - 1000.00	260.00 - 300.00	240.00 - 280.00	580.00 - 600.00	300.00 - 320.00	-	380.00 - 400.00	340.00 - 360.00	
Anuradhapura	240.00 - 280.00	440.00 - 560.00	900.00 - 1100.00	280.00 - 320.00	220.00 - 260.00	680.00 - 800.00	360.00 - 480.00	-	360.00 - 480.00	360.00 - 440.00	
Thambuthhegama	200.00 - 250.00	450.00 - 500.00	1000.00 - 1200.00	250.00 - 300.00	180.00 - 220.00	620.00 - 700.00	280.00 - 350.00	-	300.00 - 350.00	300.00 - 350.00	
Polonnaruwa	230.00 - 260.00	480.00 - 520.00	880.00 - 920.00	340.00 - 360.00	240.00 - 260.00	580.00 - 640.00	280.00 - 320.00	-	380.00 - 440.00	360.00 - 400.00	
Kaluthara	260.00 - 300.00	600.00 - 660.00	800.00 - 900.00	300.00 - 350.00	300.00 - 340.00	680.00 - 800.00	450.00 - 500.00	1550.00 - 1700.00	450.00 - 500.00	350.00 - 420.00	
Badulla	240.00 - 240.00	450.00 - 480.00	800.00 - 850.00	250.00 - 300.00	240.00 - 240.00	550.00 - 550.00	450.00 - 480.00	-	400.00 - 450.00	320.00 - 320.00	
Keppetipola	180.00 - 200.00	360.00 - 380.00	750.00 - 800.00	220.00 - 250.00	200.00 - 220.00	500.00 - 550.00	240.00 - 250.00	-	280.00 - 300.00	260.00 - 280.00	
Moneragala	200.00 - 280.00	400.00 - 440.00	900.00 - 1000.00	300.00 - 320.00	260.00 - 320.00	720.00 - 800.00	360.00 - 480.00	-	520.00 - 600.00	320.00 - 400.00	
Kegalle	240.00 - 280.00	540.00 - 600.00	750.00 - 800.00	240.00 - 280.00	240.00 - 280.00	680.00 - 720.00	360.00 - 400.00	-	440.00 - 480.00	360.00 - 400.00	
Ampara	200.00 - 280.00	480.00 - 520.00	860.00 - 940.00	240.00 - 280.00	220.00 - 260.00	700.00 - 800.00	260.00 - 280.00	-	280.00 - 360.00	240.00 - 260.00	
Dehiattakandiya	240.00 - 280.00	380.00 - 400.00	720.00 - 800.00	200.00 - 280.00	200.00 - 240.00	600.00 - 720.00	240.00 - 360.00	-	400.00 - 480.00	260.00 - 320.00	
Nuwaraeliya	240.00 - 260.00	460.00 - 480.00	820.00 - 850.00	280.00 - 300.00	250.00 - 260.00	600.00 - 650.00	300.00 - 320.00	-	350.00 - 360.00	340.00 - 350.00	
Kandy	200.00 - 240.00	480.00 - 520.00	800.00 - 850.00	240.00 - 260.00	200.00 - 240.00	560.00 - 600.00	240.00 - 260.00	-	320.00 - 360.00	300.00 - 320.00	
Puttalam	250.00 - 300.00	500.00 - 600.00	800.00 - 1000.00	280.00 - 300.00	200.00 - 260.00	600.00 - 800.00	300.00 - 400.00	-	400.00 - 480.00	300.00 - 400.00	
Rathnapura	160.00 - 220.00	320.00 - 350.00	800.00 - 900.00	200.00 - 240.00	150.00 - 220.00	680.00 - 750.00	250.00 - 280.00	-	400.00 - 460.00	300.00 - 360.00	
Hambantota	200.00 - 260.00	350.00 - 400.00	800.00 - 800.00	300.00 - 320.00	220.00 - 240.00	700.00 - 800.00	380.00 - 420.00	-	400.00 - 480.00	350.00 - 400.00	
Matara	160.00 - 220.00	400.00 - 500.00	900.00 - 1000.00	240.00 - 280.00	160.00 - 200.00	600.00 - 800.00	400.00 - 480.00	-	400.00 - 480.00	400.00 - 480.00	
Galle	200.00 - 220.00	600.00 - 600.00	900.00 - 1000.00	240.00 - 260.00	200.00 - 240.00	680.00 - 720.00	460.00 - 500.00	-	400.00 - 480.00	360.00 - 400.00	
Tissamaharama	200.00 - 220.00	400.00 - 480.00	750.00 - 800.00	220.00 - 260.00	200.00 - 240.00	600.00 - 660.00	340.00 - 380.00	-	380.00 - 400.00	240.00 - 280.00	
Meegoda (DEC)	200.00 - 240.00	520.00 - 600.00	1000.00 - 1000.00	280.00 - 320.00	240.00 - 280.00	720.00 - 800.00	400.00 - 480.00	-	400.00 - 480.00	400.00 - 480.00	
Embilipitiya	160.00 - 200.00	300.00 - 400.00	700.00 - 800.00	240.00 - 260.00	150.00 - 200.00	600.00 - 650.00	280.00 - 320.00	-	300.00 - 400.00	280.00 - 320.00	
Jaffna	200.00 - 250.00	500.00 - 550.00	800.00 - 850.00	200.00 - 250.00	160.00 - 200.00	700.00 - 750.00	200.00 - 250.00	-	-	350.00 - 380.00	
Vavuniya	290.00 - 320.00	380.00 - 400.00	900.00 - 1000.00	300.00 - 340.00	200.00 - 240.00	1200.00 - 1250.00	400.00 - 440.00	-	400.00 - 420.00	320.00 - 360.00	
Mannar	200.00 - 250.00	550.00 - 600.00	920.00 - 1040.00	200.00 - 240.00	200.00 - 220.00	700.00 - 800.00	260.00 - 340.00	-	-	280.00 - 350.00	
Killinochchi	280.00 - 320.00	540.00 - 560.00	1000.00 - 1050.00	260.00 - 280.00	220.00 - 240.00	950.00 - 1000.00	230.00 - 250.00	-	-	440.00 - 460.00	
Mullaittivu	320.00 - 400.00	480.00 - 540.00	1000.00 - 1100.00	220.00 - 250.00	180.00 - 220.00	980.00 - 1100.00	320.00 - 350.00	1000.00 - 1050.00	-	400.00 - 450.00	
Batticaloa	180.00 - 240.00	410.00 - 440.00	780.00 - 810.00	180.00 - 220.00	220.00 - 240.00	-	180.00 - 200.00	-	-	240.00 - 250.00	
Trincomalee	300.00 - 340.00	545.00 - 560.00	830.00 - 850.00	190.00 - 220.00	200.00 - 220.00	780.00 - 800.00	340.00 - 360.00	-	320.00 - 330.00	500.00 - 520.00	
Hanguranketha	160.00 180.00	360.00 400.00	600.00 700.00	160.00 200.00	160.00 200.00	460.00 - 520.00	200.00 280.00	-	260.00 280.00	260.00 280.00	
Veyangoda	160.00 - 240.00	400.00 - 520.00	800.00 - 1000.00	220.00 - 280.00	160.00 - 280.00	560.00 - 720.00	240.00 - 320.00	-	320.00 - 400.00	240.00 - 320.00	
Galenbindunuwewa	150.00 - 160.00	450.00 - 480.00	920.00 - 950.00	290.00 - 320.00	210.00 - 240.00	750.00 - 780.00	380.00 - 400.00	-	450.00 - 480.00	380.00 - 400.00	
Bandarawela	200.00 - 220.00	400.00 - 500.00	800.00 - 850.00	220.00 - 260.00	160.00 - 200.00	580.00 - 650.00	340.00 - 380.00	-	340.00 - 400.00	280.00 - 320.00	
Matale	200.00 - 240.00	440.00 - 480.00	800.00 - 880.00	200.00 - 240.00	200.00 - 240.00	600.00 - 680.00	240.00 - 320.00	-	320.00 - 360.00	320.00 - 400.00	

**Table 07 (Contd.)**

LOCATIONS	Low Country Varieties					Leafy Vegetable			Coconut (Rs/nut)	
	Ash Plantain	Green Chillies	Lime	Sweet Potato	Manioc	Mukunuwenna	Kankun	Gotukola	Large	Small
Colombo	200.00 - 320.00	1000.00 - 1500.00	300.00 - 800.00	200.00 - 320.00	160.00 - 240.00	60.00 - 80.00	60.00 - 80.00	150.00 - 180.00	170.00 - 200.00	150.00 - 165.00
Gampaha	240.00 - 320.00	1400.00 - 1600.00	500.00 - 600.00	200.00 - 280.00	-	70.00 - 70.00	70.00 - 70.00	90.00 - 90.00	170.00 - 180.00	-
Kurunegala	220.00 - 320.00	1500.00 - 1600.00	600.00 - 700.00	260.00 - 260.00	200.00 - 240.00	70.00 - 70.00	70.00 - 70.00	70.00 - 70.00	170.00 - 180.00	145.00 - 150.00
Nikaweratiya	-	-	-	-	-	-	-	-	-	-
Dambulla	240.00 - 280.00	1100.00 - 1300.00	400.00 - 500.00	200.00 - 240.00	180.00 - 200.00	50.00 - 60.00	50.00 - 80.00	50.00 - 60.00	150.00 - 160.00	115.00 - 120.00
Anuradhapura	200.00 - 320.00	1100.00 - 1300.00	400.00 - 600.00	200.00 - 240.00	180.00 - 240.00	50.00 - 60.00	50.00 - 60.00	60.00 - 70.00	150.00 - 180.00	100.00 - 140.00
Thambuththegama	200.00 - 260.00	1100.00 - 1400.00	260.00 - 320.00	200.00 - 250.00	160.00 - 220.00	-	-	-	150.00 - 160.00	120.00 - 130.00
Polonnaruwa	240.00 - 260.00	1200.00 - 1300.00	480.00 - 500.00	200.00 - 220.00	150.00 - 180.00	50.00 - 60.00	50.00 - 50.00	50.00 - 50.00	170.00 - 180.00	150.00 - 160.00
Kaluthara	250.00 - 300.00	1400.00 - 1600.00	400.00 - 450.00	200.00 - 240.00	180.00 - 240.00	80.00 - 100.00	80.00 - 100.00	100.00 - 120.00	180.00 - 200.00	150.00 - 160.00
Badulla	240.00 - 240.00	1000.00 - 1200.00	400.00 - 450.00	-	120.00 - 160.00	80.00 - 80.00	80.00 - 80.00	100.00 - 100.00	160.00 - 170.00	120.00 - 150.00
Keppetipola	180.00 - 200.00	800.00 - 900.00	320.00 - 350.00	180.00 - 200.00	170.00 - 180.00	40.00 - 50.00	40.00 - 50.00	35.00 - 40.00	160.00 - 170.00	130.00 - 150.00
Moneragala	160.00 - 200.00	1000.00 - 1200.00	300.00 - 400.00	240.00 - 300.00	100.00 - 120.00	60.00 - 70.00	60.00 - 70.00	60.00 - 80.00	150.00 - 170.00	120.00 - 130.00
Kegalle	280.00 - 320.00	1100.00 - 1200.00	340.00 - 400.00	240.00 - 280.00	180.00 - 200.00	70.00 - 80.00	70.00 - 80.00	50.00 - 60.00	170.00 - 180.00	150.00 - 160.00
Ampara	240.00 - 260.00	1100.00 - 1400.00	400.00 - 500.00	150.00 - 150.00	100.00 - 120.00	60.00 - 60.00	60.00 - 60.00	160.00 - 180.00	125.00 - 140.00	-
Dehiattakandiya	240.00 - 300.00	1300.00 - 1500.00	400.00 - 480.00	200.00 - 240.00	160.00 - 160.00	50.00 - 70.00	50.00 - 70.00	50.00 - 70.00	120.00 - 130.00	100.00 - 110.00
Nuwaraeliya	240.00 - 260.00	1100.00 - 1200.00	400.00 - 420.00	260.00 - 280.00	200.00 - 220.00	50.00 - 60.00	50.00 - 60.00	40.00 - 50.00	170.00 - 180.00	150.00 - 160.00
Kandy	200.00 - 240.00	1000.00 - 1200.00	400.00 - 500.00	200.00 - 240.00	160.00 - 200.00	70.00 - 80.00	70.00 - 80.00	50.00 - 60.00	160.00 - 180.00	130.00 - 140.00
Puttalam	200.00 - 240.00	1000.00 - 1400.00	400.00 - 520.00	200.00 - 300.00	200.00 - 200.00	60.00 - 60.00	50.00 - 60.00	40.00 - 40.00	160.00 - 180.00	120.00 - 150.00
Rathnapura	150.00 - 200.00	1000.00 - 1400.00	350.00 - 450.00	150.00 - 200.00	120.00 - 160.00	80.00 - 80.00	80.00 - 80.00	100.00 - 100.00	150.00 - 180.00	100.00 - 140.00
Hambanthota	100.00 - 160.00	1300.00 - 1450.00	400.00 - 480.00	200.00 - 240.00	160.00 - 200.00	60.00 - 60.00	60.00 - 60.00	80.00 - 100.00	170.00 - 180.00	150.00 - 160.00
Matara	120.00 - 140.00	1000.00 - 1200.00	300.00 - 500.00	160.00 - 180.00	150.00 - 180.00	50.00 - 60.00	50.00 - 60.00	90.00 - 110.00	170.00 - 190.00	140.00 - 165.00
Galle	260.00 - 280.00	1000.00 - 1200.00	500.00 - 600.00	240.00 - 260.00	180.00 - 200.00	60.00 - 60.00	50.00 - 50.00	80.00 - 100.00	150.00 - 160.00	110.00 - 130.00
Tissamaharama	160.00 - 180.00	900.00 - 1200.00	400.00 - 450.00	200.00 - 220.00	160.00 - 200.00	50.00 - 60.00	60.00 - 60.00	80.00 - 100.00	150.00 - 170.00	120.00 - 130.00
Meegoda (DEC)	240.00 - 320.00	1200.00 - 1500.00	400.00 - 480.00	200.00 - 240.00	150.00 - 160.00	80.00 - 80.00	80.00 - 80.00	100.00 - 120.00	170.00 - 180.00	150.00 - 160.00
Embilipitiya	120.00 - 160.00	1200.00 - 1400.00	280.00 - 320.00	120.00 - 140.00	140.00 - 160.00	50.00 - 70.00	50.00 - 70.00	70.00 - 100.00	150.00 - 180.00	110.00 - 140.00
Jaffna	100.00 - 150.00	1100.00 - 1200.00	400.00 - 450.00	150.00 - 200.00	200.00 - 240.00	100.00 - 130.00	50.00 - 60.00	80.00 - 100.00	180.00 - 200.00	120.00 - 130.00
Vavuniya	200.00 - 240.00	1500.00 - 1600.00	250.00 - 300.00	200.00 - 240.00	220.00 - 250.00	65.00 - 70.00	60.00 - 65.00	90.00 - 100.00	160.00 - 170.00	85.00 - 95.00
Mannar	200.00 - 250.00	1200.00 - 1400.00	400.00 - 500.00	160.00 - 200.00	180.00 - 220.00	50.00 - 60.00	50.00 - 60.00	50.00 - 60.00	140.00 - 150.00	90.00 - 110.00
Killinochchi	240.00 - 260.00	1400.00 - 1450.00	350.00 - 400.00	240.00 - 260.00	230.00 - 250.00	60.00 - 70.00	50.00 - 60.00	45.00 - 55.00	170.00 - 190.00	80.00 - 100.00
Mullaittivu	200.00 - 240.00	1100.00 - 1200.00	300.00 - 380.00	240.00 - 260.00	200.00 - 240.00	50.00 - 60.00	80.00 - 80.00	80.00 - 100.00	130.00 - 140.00	90.00 - 95.00
Batticaloa	170.00 - 200.00	1000.00 - 1200.00	450.00 - 500.00	150.00 - 170.00	150.00 - 180.00	80.00 - 100.00	80.00 - 100.00	50.00 - 80.00	130.00 - 140.00	80.00 - 80.00
Trincomalee	300.00 320.00	1300.00 1400.00	400.00 450.00	240.00 250.00	235.00 240.00	65.00 70.00	65.00 70.00	50.00 55.00	160.00 175.00	120.00 130.00
Hanguranketha	200.00 - 200.00	1000.00 - 1050.00	300.00 - 350.00	160.00 - 180.00	160.00 - 180.00	40.00 - 40.00	40.00 - 40.00	40.00 - 40.00	160.00 - 175.00	130.00 - 140.00
Veyangoda	180.00 - 320.00	920.00 - 1200.00	280.00 - 400.00	160.00 - 220.00	160.00 - 240.00	60.00 - 70.00	60.00 - 70.00	100.00 - 120.00	160.00 - 200.00	140.00 - 150.00
Galenbindunuwewa	130.00 - 150.00	1100.00 - 1250.00	420.00 - 450.00	140.00 - 170.00	140.00 - 160.00	50.00 - 60.00	50.00 - 60.00	50.00 - 60.00	130.00 - 140.00	110.00 - 120.00
Bandarawela	180.00 - 220.00	1000.00 - 1100.00	400.00 - 550.00	200.00 - 240.00	160.00 - 200.00	70.00 - 80.00	70.00 - 80.00	80.00 - 100.00	160.00 - 170.00	130.00 - 145.00
Matale	200.00 - 240.00	1200.00 - 1400.00	400.00 - 500.00	100.00 - 160.00	140.00 - 160.00	50.00 - 60.00	50.00 - 60.00	50.00 - 60.00	160.00 - 170.00	130.00 - 140.00

**Table 08: Selected Markets: Retail Price of Fruits (Rs/each & Rs/kg)**

Week 53: 27 Dec 2024-02 Jan 2025

18

LOCATIONS	Banana					Pineapple			Mango	
	Ambul (Rs/kg)	Kolikuttu (Rs/kg)	Seeni (Rs/kg)	Anamalu	Ambun	Large	Medium	Small	Betti	Karthakolomban
Colombo	150.00 - 260.00	280.00 - 450.00	150.00 - 250.00	35.00 - 55.00	56.00 - 70.00	580.00 - 780.00	450.00 - 650.00	360.00 - 520.00	-	120.00 - 280.00
Gampaha	180.00 - 230.00	350.00 - 360.00	160.00 - 230.00	42.00 - 42.00	60.00 - 60.00	550.00 - 560.00	400.00 - 420.00	300.00 - 350.00	-	150.00 - 180.00
Kurunegala	180.00 - 200.00	400.00 - 420.00	170.00 - 180.00	50.00 - 50.00	70.00 - 76.00	-	500.00 - 550.00	-	-	82.00 - 90.00
Nikaweratiya	-	-	-	-	-	-	-	-	-	-
Dambulla	200.00 - 240.00	380.00 - 400.00	180.00 - 200.00	-	56.00 - 60.00	700.00 - 750.00	580.00 - 600.00	300.00 - 350.00	-	80.00 - 100.00
Anuradhapura	160.00 - 240.00	400.00 - 500.00	180.00 - 240.00	30.00 - 35.00	43.00 - 50.00	750.00 - 850.00	550.00 - 650.00	350.00 - 450.00	-	80.00 - 120.00
Thambuththegama	180.00 - 220.00	350.00 - 400.00	180.00 - 220.00	28.00 - 38.00	52.00 - 58.00	550.00 - 600.00	-	-	-	80.00 - 100.00
Polonnaruwa	220.00 - 250.00	400.00 - 450.00	200.00 - 220.00	48.00 - 55.00	-	850.00 - 850.00	500.00 - 550.00	300.00 - 350.00	-	70.00 - 80.00
Kaluthara	180.00 - 220.00	350.00 - 420.00	200.00 - 240.00	55.00 - 58.00	56.00 - 60.00	550.00 - 600.00	420.00 - 450.00	250.00 - 300.00	-	90.00 - 110.00
Badulla	180.00 - 230.00	360.00 - 380.00	180.00 - 180.00	35.00 - 35.00	40.00 - 40.00	-	-	400.00 - 400.00	-	70.00 - 80.00
Keppetipola	160.00 - 180.00	360.00 - 380.00	160.00 - 170.00	34.00 - 36.00	52.00 - 56.00	-	450.00 - 470.00	380.00 - 400.00	-	90.00 - 110.00
Moneragala	120.00 - 160.00	300.00 - 350.00	100.00 - 120.00	20.00 - 30.00	30.00 - 35.00	750.00 - 800.00	675.00 - 675.00	-	-	70.00 - 80.00
Kegalle	160.00 - 200.00	380.00 - 400.00	180.00 - 200.00	20.00 - 25.00	20.00 - 25.00	700.00 - 800.00	450.00 - 550.00	300.00 - 400.00	-	90.00 - 110.00
Ampara	180.00 - 180.00	340.00 - 350.00	140.00 - 140.00	35.00 - 35.00	48.00 - 48.00	-	500.00 - 550.00	-	-	-
Dehiattakandiya	200.00 - 250.00	350.00 - 400.00	180.00 - 200.00	-	46.00 - 56.00	700.00 - 750.00	500.00 - 600.00	300.00 - 400.00	-	100.00 - 130.00
Nuwaraeliya	170.00 - 200.00	380.00 - 400.00	170.00 - 180.00	38.00 - 40.00	58.00 - 60.00	-	460.00 - 480.00	400.00 - 420.00	-	100.00 - 130.00
Kandy	180.00 - 220.00	400.00 - 450.00	180.00 - 220.00	23.00 - 25.00	40.00 - 45.00	750.00 - 800.00	400.00 - 500.00	250.00 - 350.00	-	80.00 - 100.00
Puttalam	180.00 - 200.00	400.00 - 500.00	120.00 - 200.00	20.00 - 30.00	-	750.00 - 800.00	400.00 - 500.00	-	-	100.00 - 100.00
Rathnapura	200.00 - 250.00	400.00 - 500.00	150.00 - 250.00	25.00 - 28.00	40.00 - 50.00	560.00 - 700.00	400.00 - 450.00	320.00 - 360.00	-	100.00 - 150.00
Hambantota	130.00 - 130.00	280.00 - 300.00	140.00 - 160.00	-	-	550.00 - 600.00	400.00 - 480.00	300.00 - 350.00	-	100.00 - 110.00
Matara	170.00 - 180.00	300.00 - 320.00	160.00 - 180.00	24.00 - 25.00	33.00 - 35.00	720.00 - 760.00	600.00 - 650.00	400.00 - 450.00	-	180.00 - 200.00
Galle	160.00 - 200.00	320.00 - 350.00	160.00 - 200.00	30.00 - 32.00	33.00 - 35.00	580.00 - 620.00	500.00 - 580.00	-	-	80.00 - 100.00
Tissamaharama	120.00 - 150.00	290.00 - 350.00	130.00 - 150.00	30.00 - 35.00	40.00 - 46.00	585.00 - 650.00	450.00 - 550.00	360.00 - 400.00	-	85.00 - 100.00
Meegoda (DEC)	160.00 - 200.00	280.00 - 340.00	160.00 - 200.00	42.00 - 50.00	47.00 - 56.00	725.00 - 850.00	625.00 - 700.00	480.00 - 550.00	-	80.00 - 100.00
Embilipitiya	90.00 - 120.00	240.00 - 270.00	100.00 - 130.00	20.00 - 25.00	25.00 - 30.00	600.00 - 650.00	500.00 - 550.00	400.00 - 450.00	-	130.00 - 150.00
Jaffna	130.00 - 180.00	220.00 - 250.00	130.00 - 170.00	-	-	700.00 - 740.00	600.00 - 650.00	450.00 - 520.00	-	100.00 - 140.00
Vavuniya	135.00 - 140.00	380.00 - 400.00	140.00 - 150.00	40.00 - 42.00	-	900.00 - 950.00	800.00 - 850.00	700.00 - 750.00	-	-
Mannar	150.00 - 180.00	300.00 - 320.00	140.00 - 160.00	26.00 - 30.00	-	540.00 - 580.00	450.00 - 480.00	320.00 - 380.00	-	100.00 - 120.00
Killinochchi	160.00 - 180.00	350.00 - 400.00	140.00 - 160.00	32.00 - 35.00	32.00 - 35.00	600.00 - 650.00	500.00 - 550.00	400.00 - 450.00	-	100.00 - 120.00
Mullaittivu	150.00 - 170.00	380.00 - 420.00	150.00 - 160.00	30.00 - 35.00	35.00 - 40.00	-	450.00 - 520.00	-	-	80.00 - 95.00
Batticaloa	180.00 - 200.00	340.00 - 360.00	150.00 - 180.00	28.00 - 32.00	40.00 - 44.00	620.00 - 650.00	480.00 - 500.00	380.00 - 400.00	-	100.00 - 118.00
Trincomalee	140.00 - 150.00	440.00 - 480.00	135.00 - 145.00	-	-	720.00 - 750.00	630.00 - 650.00	450.00 - 480.00	-	140.00 - 145.00
Veyangoda	180.00 - 240.00	320.00 - 360.00	160.00 - 200.00	30.00 - 40.00	36.00 - 41.00	680.00 - 750.00	520.00 - 580.00	400.00 - 440.00	-	110.00 - 130.00
Galenbindunuwewa	130.00 - 160.00	340.00 - 380.00	100.00 - 140.00	32.00 - 38.00	35.00 - 40.00	-	450.00 - 500.00	340.00 - 380.00	-	70.00 - 80.00
Bandarawela	180.00 - 220.00	350.00 - 400.00	160.00 - 180.00	25.00 - 27.00	46.00 - 50.00	600.00 - 630.00	500.00 - 550.00	400.00 - 440.00	-	100.00 - 120.00
Matale	180.00 - 200.00	350.00 - 380.00	180.00 - 200.00	32.00 - 35.00	42.00 - 45.00	750.00 - 800.00	560.00 - 650.00	400.00 - 460.00	-	100.00 - 120.00

**Table 08 (Contd.)**

LOCATIONS	Mango				Other Fruits							
	Vilad		Kohu		Papaw (Rs/kg)	Passion	Wood Apple	Orange	Avocado	Slime Apple	Grapes (Rs/kg)	King Coconut
Colombo	100.00 - 110.00	-	-	-	250.00 - 360.00	40.00 - 100.00	60.00 - 120.00	140.00 - 200.00	400.00 - 600.00	50.00 - 160.00	1700.00 - 2500.00	170.00 - 200.00
Gampaha	-	-	-	-	240.00 - 300.00	-	84.00 - 90.00	150.00 - 150.00	-	70.00 - 100.00	1800.00 - 1800.00	-
Kurunegala	-	-	-	-	200.00 - 300.00	-	80.00 - 80.00	175.00 - 175.00	165.00 - 175.00	65.00 - 100.00	2000.00 - 2000.00	150.00 - 150.00
Nikaweratiya	-	-	-	-	-	-	-	-	-	-	-	-
Dambulla	30.00 - 40.00	20.00 - 25.00	-	-	240.00 - 280.00	35.00 - 40.00	50.00 - 60.00	70.00 - 80.00	160.00 - 200.00	70.00 - 80.00	2500.00 - 2600.00	150.00 - 180.00
Anuradhapura	-	-	-	-	200.00 - 280.00	-	-	-	160.00 - 200.00	70.00 - 100.00	2000.00 - 2600.00	180.00 - 200.00
Thambuththegama	50.00 - 60.00	-	-	-	200.00 - 250.00	40.00 - 45.00	50.00 - 60.00	-	-	-	-	150.00 - 150.00
Polonnaruwa	40.00 - 50.00	-	-	-	200.00 - 250.00	30.00 - 40.00	40.00 - 50.00	-	-	-	2800.00 - 3000.00	170.00 - 200.00
Kaluthara	-	-	-	-	260.00 - 320.00	90.00 - 90.00	60.00 - 65.00	-	-	70.00 - 80.00	1800.00 - 2200.00	140.00 - 160.00
Badulla	40.00 - 40.00	20.00 - 25.00	-	-	230.00 - 280.00	60.00 - 62.00	50.00 - 70.00	-	-	60.00 - 60.00	1800.00 - 2000.00	150.00 - 200.00
Keppetipola	40.00 - 50.00	15.00 - 16.00	-	-	250.00 - 270.00	50.00 - 55.00	60.00 - 75.00	120.00 - 130.00	-	-	1700.00 - 1800.00	180.00 - 200.00
Moneragala	40.00 - 50.00	-	-	-	180.00 - 240.00	30.00 - 50.00	50.00 - 60.00	100.00 - 120.00	100.00 - 140.00	50.00 - 60.00	2400.00 - 2600.00	100.00 - 120.00
Kegalle	-	-	-	-	230.00 - 260.00	20.00 - 25.00	40.00 - 60.00	80.00 - 100.00	120.00 - 150.00	40.00 - 60.00	2000.00 - 2200.00	150.00 - 170.00
Ampara	-	-	-	-	220.00 - 240.00	-	40.00 - 50.00	-	-	-	1800.00 - 2000.00	140.00 - 150.00
Dehiattakandiya	-	-	-	-	240.00 - 280.00	-	50.00 - 60.00	100.00 - 100.00	200.00 - 250.00	-	2500.00 - 2800.00	120.00 - 150.00
Nuwaraeliya	45.00 - 50.00	16.00 - 18.00	-	-	260.00 - 280.00	50.00 - 65.00	70.00 - 80.00	130.00 - 140.00	-	-	1900.00 - 2000.00	200.00 - 220.00
Kandy	50.00 - 60.00	-	-	-	300.00 - 320.00	50.00 - 60.00	50.00 - 60.00	100.00 - 110.00	150.00 - 180.00	50.00 - 60.00	1500.00 - 2000.00	150.00 - 160.00
Puttalam	-	-	-	-	250.00 - 300.00	40.00 - 55.00	32.00 - 40.00	-	-	120.00 - 160.00	2500.00 - 3000.00	150.00 - 200.00
Hambantota	-	-	-	-	180.00 - 200.00	30.00 - 30.00	40.00 - 50.00	-	-	-	2000.00 - 2000.00	-
Rathnapura	-	-	-	-	180.00 - 250.00	-	20.00 - 25.00	-	-	40.00 - 60.00	2000.00 - 2200.00	120.00 - 150.00
Matara	-	-	-	-	190.00 - 220.00	50.00 - 55.00	70.00 - 76.00	180.00 - 200.00	160.00 - 200.00	35.00 - 50.00	1800.00 - 2000.00	170.00 - 180.00
Galle	-	-	-	-	180.00 - 260.00	65.00 - 67.00	66.00 - 80.00	-	-	80.00 - 100.00	2500.00 - 3000.00	150.00 - 160.00
Tissamaharama	40.00 - 60.00	20.00 - 25.00	-	-	180.00 - 240.00	25.00 - 33.00	41.00 - 50.00	150.00 - 180.00	160.00 - 180.00	33.00 - 41.00	2100.00 - 2400.00	120.00 - 140.00
Meegoda (DEC)	-	-	-	-	220.00 - 280.00	50.00 - 60.00	42.00 - 60.00	-	-	50.00 - 60.00	1800.00 - 2000.00	130.00 - 150.00
Embilipitiya	60.00 - 70.00	30.00 - 40.00	-	-	180.00 - 220.00	20.00 - 30.00	50.00 - 70.00	130.00 - 150.00	120.00 - 140.00	30.00 - 40.00	1750.00 - 2300.00	140.00 - 160.00
Jaffna	40.00 - 60.00	-	-	-	120.00 - 150.00	-	50.00 - 60.00	-	-	-	2000.00 - 2200.00	150.00 - 180.00
Vavuniya	-	-	-	-	150.00 - 165.00	35.00 - 40.00	50.00 - 52.00	-	-	-	2100.00 - 2200.00	150.00 - 180.00
Mannar	50.00 - 60.00	-	-	-	160.00 - 200.00	50.00 - 65.00	30.00 - 40.00	120.00 - 160.00	-	120.00 - 150.00	2600.00 - 2800.00	200.00 - 220.00
Killinochchi	40.00 - 50.00	-	-	-	190.00 - 210.00	40.00 - 60.00	70.00 - 80.00	-	-	-	2400.00 - 2450.00	200.00 - 210.00
Mullaittivu	30.00 - 40.00	-	-	-	120.00 - 140.00	-	35.00 - 40.00	-	-	-	2350.00 - 2500.00	150.00 - 160.00
Batticaloa	58.00 - 60.00	-	-	-	240.00 - 260.00	30.00 - 35.00	50.00 - 54.00	-	-	-	1900.00 - 2200.00	170.00 - 190.00
Trincomalee	65.00 - 70.00	42.00 - 44.00	-	-	180.00 - 200.00	-	54.00 - 55.00	80.00 - 85.00	124.00 - 125.00	-	2420.00 - 2450.00	190.00 - 200.00
Veyangoda	-	-	-	-	300.00 - 330.00	41.00 - 45.00	46.00 - 47.00	106.00 - 110.00	165.00 - 175.00	50.00 - 52.00	2000.00 - 2500.00	130.00 - 160.00
Galenbindunuwewa	-	-	-	-	150.00 - 200.00	-	-	-	-	-	2450.00 - 2500.00	130.00 - 150.00
Bandarawela	50.00 - 65.00	20.00 - 22.00	-	-	200.00 - 240.00	50.00 - 60.00	50.00 - 60.00	100.00 - 150.00	100.00 - 120.00	60.00 - 80.00	2000.00 - 2300.00	150.00 - 180.00
Matale	-	-	-	-	260.00 - 280.00	45.00 - 50.00	60.00 - 80.00	120.00 - 140.00	-	60.00 - 70.00	2200.00 - 2300.00	150.00 - 160.00

**Table 09: Selected Markets: Wholesale Price of Fresh Fish & Eggs (Rs/kg & Rs/egg)**

Week 53: 27 Dec 2024-02 Jan 2025

Locations	Sea Fish					
	Salaya	Hurulla	Balaya	Kelawalla	Thora	Paraw
Colombo	250.00 – 400.00	800.00 – 900.00	700.00 – 850.00	1300.00 – 1550.00	2000.00 – 2700.00	1300.00 – 1400.00
Kandy	300.00 – 350.00	900.00 – 950.00	800.00 – 900.00	1100.00 – 1250.00	2000.00 – 2200.00	1100.00 – 1250.00
Kaluthara	200.00 – 250.00	-	540.00 – 600.00	-	-	880.00 – 950.00
Puttalam	-	-	-	-	-	-
Matara	250.00 – 300.00	-	700.00 – 750.00	1200.00 – 1300.00	-	-
Hambantota	380.00 – 400.00	-	540.00 – 550.00	1100.00 – 1200.00	1900.00 – 1900.00	950.00 – 1000.00
Galle	-	-	600.00 – 650.00	1000.00 – 1000.00	1600.00 – 1600.00	900.00 – 1000.00
Batticaloa	400.00 – 480.00	1000.00 – 1100.00	700.00 – 1000.00	1200.00 – 1350.00	1800.00 – 1900.00	1150.00 – 2050.00
Trincomalee	380.00 – 430.00	1030.00 – 1060.00	1060.00 – 1090.00	1840.00 – 1900.00	2100.00 – 2180.00	1530.00 – 1560.00
Mannar	280.00 – 300.00	580.00 – 600.00	-	-	-	950.00 – 1000.00

Locations	Sea Fish				Eggs	
	Mora	Shrimps	Thalapath	Teppeli	Brown	White
Colombo	1000.00 – 1250.00	1800.00 – 2100.00	1800.00 – 2400.00	-	29.00 – 37.00	27.00 – 34.00
Kandy	1100.00 – 1200.00	2000.00 – 2200.00	1900.00 – 2100.00	-	30.00 – 32.00	30.00 – 31.00
Kaluthara	-	1600.00 – 1850.00	1550.00 – 1700.00	-	-	-
Puttalam	-	-	-	-	-	-
Matara	900.00 – 1000.00	2200.00 – 2400.00	1600.00 – 1800.00	-	29.00 – 30.00	28.00 – 29.00
Hambantota	-	2300.00 – 2300.00	-	-	-	27.00 – 28.00
Galle	-	-	1600.00 – 1800.00	-	29.00 – 31.00	28.00 – 30.00
Batticaloa	1200.00 – 1300.00	2600.00 – 2700.00	2400.00 – 2500.00	-	28.00 – 29.00	27.00 – 28.00
Trincomalee	1660.00 – 1680.00	1120.00 – 1140.00	-	-	32.00 – 33.00	30.00 – 31.00
Mannar	1800.00 – 1900.00	1100.00 – 1200.00	-	-	36.00 – 37.00	33.00 – 34.00

**Table 10: Selected Markets: Wholesale Price of Dried Fish (Rs/50kg)**

Week 53: 27 Dec 2024-02 Jan 2025

Locations	Local Dried Fish					
	Sprats	Kattawa	Thora	Mora	Balaya	Anguluwa
Colombo	45000 – 52500	-	-	90000 – 95000	37500 – 47500	-
Kandy	47500 – 50000	-	-	92500 – 95000	45000 – 50000	50000 – 52500
Batticaloa	-	92500 – 97500	-	60000 – 65000	49000 – 52500	47500 – 50000
Trincomalee	54000 – 54400	-	-	-	54800 – 55000	51400 – 51600
Mannar	45000 – 47500	80000 – 105000	-	85000 – 87500	50000 – 52500	37500 – 40000

Locations	Local Dried Fish			Imported Dried Fish		
	Maduwa	Koduwa	Salaya	Sprats	Kattawa	Thora
Colombo	60000 – 65000	-	32500 – 37500	32500 – 40000	55000 – 67500	-
Kandy	60000 – 62500	-	32500 – 34000	35000 – 40000	62500 – 65000	-
Batticaloa	-	-	30000 – 35000	40000 – 45000	-	-
Trincomalee	52900 – 53400	-	31000 – 31400	49500 – 49800	99760 – 99850	-
Mannar	57500 – 60000	-	30000 – 32500	50000 – 52500	-	-

Locations	Imported Dried Fish					
	Mora	Balaya	Anguluwa	Maduwa	Koduwa	Salaya
Colombo	-	-	67500 – 75000	-	-	-
Kandy	-	-	-	-	-	-
Batticaloa	-	-	-	-	-	-
Trincomalee	-	-	-	-	-	-
Mannar	-	-	-	-	-	-

**Table 11: Selected Markets: Retail Price of Fresh Fish & Eggs (Rs/kg & Rs/eggs)**

Week 53: 27 Dec 2024-02 Jan 2025

21

LOCATIONS	Sea Fish									Eggs	
	Salaya	Hurulla	Balaya	Kelawalla	Thora	Paraw	Mora	Thalapath	Brown	White	
Colombo	300.00 - 600.00	950.00 - 1050.00	800.00 - 1600.00	1600.00 - 2700.00	2200.00 - 4600.00	1450.00 - 2600.00	-	2300.00 - 3200.00	32.00 - 38.00	28.00 - 35.00	
Gampaha	700.00 - 800.00	-	-	2000.00 - 2000.00	-	-	-	2800.00 - 2800.00	38.00 - 38.00	33.00 - 36.00	
Kurunegala	400.00 - 500.00	-	-	2200.00 - 2200.00	-	-	-	2600.00 - 2600.00	31.00 - 33.00	28.00 - 30.00	
Nikaweratiya	-	-	-	-	-	-	-	-	-	-	
Dambulla	400.00 - 460.00	1000.00 - 1100.00	800.00 - 1000.00	1800.00 - 2000.00	2400.00 - 2500.00	1800.00 - 2000.00	1600.00 - 1800.00	2200.00 - 2300.00	30.00 - 31.00	30.00 - 31.00	
Anuradhapura	500.00 - 550.00	900.00 - 960.00	950.00 - 1000.00	1800.00 - 2000.00	2400.00 - 2500.00	1400.00 - 1600.00	1700.00 - 1800.00	2300.00 - 2400.00	-	32.00 - 35.00	
Thambuththegama	-	-	-	-	-	-	-	-	30.00 - 32.00	30.00 - 31.00	
Polonnaruwa	450.00 - 500.00	1000.00 - 1200.00	1200.00 - 1300.00	1700.00 - 1800.00	2400.00 - 2450.00	1350.00 - 1400.00	1550.00 - 1600.00	2200.00 - 2400.00	35.00 - 36.00	32.00 - 34.00	
Kaluthara	480.00 - 550.00	750.00 - 850.00	1000.00 - 1200.00	1500.00 - 1700.00	2600.00 - 3000.00	2200.00 - 2400.00	1350.00 - 1500.00	2300.00 - 2600.00	28.00 - 32.00	27.00 - 30.00	
Badulla	400.00 - 480.00	900.00 - 900.00	1400.00 - 1400.00	1600.00 - 2000.00	2000.00 - 2000.00	1600.00 - 1650.00	1600.00 - 1800.00	2400.00 - 2400.00	35.00 - 36.00	34.00 - 35.00	
Keppetipola	640.00 - 650.00	-	1500.00 - 1600.00	1800.00 - 1900.00	-	1800.00 - 1900.00	-	2300.00 - 2400.00	34.00 - 35.00	32.00 - 33.00	
Moneragala	500.00 - 600.00	-	800.00 - 1000.00	2400.00 - 2600.00	2400.00 - 2600.00	-	2200.00 - 2400.00	2600.00 - 2800.00	-	33.00 - 35.00	
Kegalle	550.00 - 650.00	1100.00 - 1200.00	1800.00 - 1900.00	1800.00 - 2000.00	-	1600.00 - 1850.00	1800.00 - 1850.00	2550.00 - 2650.00	38.00 - 40.00	34.00 - 36.00	
Ampara	-	-	-	-	-	-	-	-	27.00 - 33.00	27.00 - 33.00	
Dehiattakandiya	400.00 - 600.00	-	1300.00 - 1300.00	2000.00 - 2400.00	-	-	-	2000.00 - 2200.00	32.00 - 35.00	33.00 - 35.00	
Nuwaraeliya	650.00 - 660.00	-	1600.00 - 1700.00	2000.00 - 2100.00	-	1900.00 - 2000.00	-	2500.00 - 2600.00	34.00 - 36.00	32.00 - 35.00	
Kandy	450.00 - 500.00	1100.00 - 1200.00	1000.00 - 1200.00	1800.00 - 2000.00	2400.00 - 2600.00	1700.00 - 1960.00	1400.00 - 1500.00	2400.00 - 2500.00	36.00 - 38.00	34.00 - 36.00	
Puttalam	300.00 - 400.00	800.00 - 900.00	700.00 - 850.00	-	-	-	-	-	33.00 - 37.00	30.00 - 35.00	
Hambantota	500.00 - 550.00	-	1200.00 - 1250.00	2000.00 - 2150.00	-	1500.00 - 1600.00	-	-	-	30.00 - 32.00	
Rathnapura	400.00 - 500.00	750.00 - 1000.00	950.00 - 1200.00	1700.00 - 2000.00	2200.00 - 3000.00	1850.00 - 2400.00	1500.00 - 1600.00	2000.00 - 2600.00	35.00 - 36.00	33.00 - 34.00	
Matara	500.00 - 550.00	-	1200.00 - 1300.00	2000.00 - 2100.00	2400.00 - 2500.00	-	1500.00 - 1600.00	2400.00 - 2500.00	32.00 - 33.00	30.00 - 32.00	
Galle	450.00 - 500.00	800.00 - 900.00	1000.00 - 1100.00	2400.00 - 2400.00	2400.00 - 2600.00	1800.00 - 1900.00	-	2400.00 - 2600.00	32.00 - 33.00	30.00 - 32.00	
Tissamaharama	600.00 - 800.00	-	1500.00 - 1800.00	2000.00 - 2200.00	-	-	-	-	32.00 - 34.00	32.00 - 34.00	
Meegoda	360.00 - 600.00	-	1000.00 - 1000.00	2400.00 - 2400.00	-	-	-	3200.00 - 3300.00	32.00 - 36.00	30.00 - 35.00	
Embilipitiya	500.00 - 550.00	1100.00 - 1150.00	1450.00 - 1500.00	2000.00 - 2100.00	2300.00 - 2400.00	1700.00 - 1800.00	1400.00 - 1500.00	2200.00 - 2300.00	29.00 - 33.00	28.00 - 33.00	
Jaffna	600.00 - 660.00	800.00 - 900.00	950.00 - 1100.00	-	2000.00 - 2200.00	1500.00 - 1700.00	2000.00 - 2100.00	-	32.00 - 35.00	30.00 - 35.00	
Vavuniya	500.00 - 580.00	1000.00 - 1150.00	1200.00 - 1260.00	2000.00 - 2150.00	2350.00 - 2400.00	1600.00 - 1700.00	1800.00 - 1900.00	2400.00 - 2500.00	35.00 - 36.00	34.00 - 35.00	
Mannar	400.00 - 450.00	750.00 - 800.00	800.00 - 900.00	-	-	1200.00 - 1400.00	2000.00 - 2200.00	-	38.00 - 40.00	35.00 - 36.00	
Killinochchi	450.00 - 500.00	800.00 - 850.00	900.00 - 1000.00	-	-	1500.00 - 1600.00	-	-	32.00 - 33.00	30.00 - 31.00	
Mullaittivu	500.00 - 550.00	1200.00 - 1300.00	750.00 - 800.00	-	2100.00 - 2350.00	2200.00 - 2500.00	-	-	-	32.00 - 33.00	
Batticaloa	500.00 - 600.00	1200.00 - 1250.00	1600.00 - 1700.00	1900.00 - 2100.00	2400.00 - 2500.00	2200.00 - 2250.00	1950.00 - 2100.00	2600.00 - 2750.00	30.00 - 35.00	30.00 - 35.00	
Trincomalee	580.00 - 620.00	1230.00 - 1250.00	1260.00 - 1280.00	2350.00 - 2380.00	2420.00 - 2450.00	1750.00 - 1800.00	1850.00 - 1870.00	-	34.00 - 35.00	32.00 - 33.00	
Veyangoda	350.00 - 500.00	800.00 - 800.00	1400.00 - 1400.00	1550.00 - 1600.00	2000.00 - 2000.00	-	-	2000.00 - 2000.00	33.00 - 36.00	30.00 - 35.00	
Galenbindunuwewa	450.00 - 480.00	1200.00 - 1200.00	1000.00 - 1150.00	1900.00 - 2000.00	-	2000.00 - 2100.00	-	2300.00 - 2400.00	32.00 - 33.00	30.00 - 33.00	
Bandarawela	600.00 - 600.00	1100.00 - 1200.00	1400.00 - 1450.00	2000.00 - 2000.00	-	1600.00 - 1650.00	1400.00 - 1500.00	2400.00 - 2450.00	34.00 - 37.00	32.00 - 34.00	
Matale	550.00 - 600.00	1000.00 - 1100.00	1200.00 - 1300.00	2100.00 - 2300.00	2400.00 - 2500.00	1600.00 - 1700.00	1800.00 - 1900.00	2300.00 - 2400.00	31.00 - 32.00	29.00 - 30.00	



**Table 12: Selected Markets: Retail Price of Dried Fish (Rs/kg)**

Week 53: 27 Dec 2024-02 Jan 2025

LOCATIONS	Dried Fish													
	Sprats-Imported		Kattawa		Thora		Mora		Balaya		Anguluwa		Salaya	
Colombo	1000.00	1400.00	1800.00	2200.00	-	-	2100.00	2600.00	1200.00	1900.00	1800.00	2400.00	1000.00	1200.00
Gampaha	1000.00	1200.00	-	-	3000.00	3000.00	3000.00	3200.00	1200.00	1250.00	2300.00	2400.00	950.00	1000.00
Kurunegala	1100.00	1200.00	1600.00	1600.00	-	-	2100.00	2200.00	1200.00	1200.00	1500.00	1600.00	700.00	850.00
Nikaweratiya	-	-	-	-	-	-	-	-	-	-	-	-	-	-
Dambulla	1000.00	1200.00	2400.00	2500.00	-	-	2400.00	2500.00	1200.00	1300.00	1800.00	2000.00	-	-
Anuradhapura	1000.00	1200.00	1800.00	2400.00	-	-	2200.00	2400.00	1200.00	1600.00	2000.00	2400.00	900.00	1000.00
Thambuththegama	1100.00	1200.00	1550.00	1600.00	-	-	2200.00	2300.00	1180.00	1400.00	1200.00	1250.00	680.00	750.00
Polonnaruwa	1000.00	1150.00	1700.00	1800.00	-	-	2200.00	2300.00	1200.00	1250.00	2500.00	2600.00	-	-
Kaluthara	1000.00	1200.00	1800.00	2100.00	2700.00	3000.00	1900.00	2300.00	1200.00	1400.00	2000.00	2450.00	900.00	1200.00
Badulla	1000.00	1000.00	2000.00	2200.00	-	-	2200.00	2200.00	1500.00	1800.00	-	-	-	-
Keppetipola	1200.00	1280.00	2300.00	2320.00	-	-	2300.00	2350.00	1450.00	1500.00	2350.00	2360.00	900.00	1100.00
Moneragala	1000.00	1200.00	1800.00	2000.00	-	-	2000.00	2200.00	1200.00	1400.00	1800.00	2000.00	800.00	880.00
Kegalle	1000.00	1100.00	1550.00	1700.00	-	-	2000.00	2200.00	1000.00	1200.00	-	-	-	-
Ampara	-	-	1600.00	1700.00	2800.00	3000.00	2100.00	2200.00	1500.00	1600.00	1200.00	1200.00	600.00	650.00
Dehiattakandiya	1000.00	1200.00	-	-	-	-	2200.00	2400.00	1000.00	1600.00	1200.00	2200.00	-	-
Nuwaraeliya	1250.00	1300.00	2350.00	2360.00	-	-	2340.00	2360.00	1460.00	1550.00	2360.00	2380.00	1100.00	1200.00
Kandy	1100.00	1300.00	2000.00	2100.00	-	-	2100.00	2300.00	1600.00	1700.00	1900.00	2000.00	900.00	1000.00
Puttalam	1000.00	1000.00	-	-	-	-	2000.00	2300.00	1000.00	1600.00	1200.00	1300.00	800.00	1000.00
Hambantota	1000.00	1000.00	1800.00	1800.00	-	-	-	-	1300.00	1400.00	1800.00	1800.00	-	-
Rathnapura	1040.00	1200.00	1800.00	2100.00	-	-	2000.00	2200.00	1080.00	1300.00	1800.00	2200.00	-	-
Matara	1000.00	1200.00	1700.00	2000.00	-	-	1850.00	2100.00	1400.00	1500.00	1800.00	2000.00	-	-
Galle	1100.00	1300.00	1800.00	2000.00	-	-	2200.00	2200.00	1200.00	1500.00	1800.00	2000.00	-	-
Tissamaharama	1200.00	1200.00	2000.00	2200.00	-	-	-	-	1400.00	1600.00	2000.00	2250.00	-	-
Meegoda	1000.00	1000.00	1600.00	1700.00	-	-	2000.00	2200.00	1200.00	1300.00	1600.00	1800.00	1000.00	1000.00
Embilipitiya	1000.00	1200.00	1850.00	2200.00	-	-	2150.00	2250.00	1300.00	1600.00	2000.00	2300.00	750.00	900.00
Jaffna	1000.00	1200.00	2300.00	2400.00	3100.00	3250.00	2150.00	2300.00	1280.00	1350.00	1200.00	1300.00	-	-
Vavuniya	-	-	1600.00	1700.00	-	-	2000.00	2150.00	1200.00	1300.00	1000.00	1150.00	800.00	860.00
Mannar	1000.00	1100.00	1700.00	2400.00	-	-	1850.00	2000.00	1200.00	1300.00	900.00	1000.00	700.00	750.00
Killinochchi	1100.00	1150.00	2400.00	2450.00	-	-	1800.00	1900.00	1300.00	1400.00	1000.00	1080.00	800.00	860.00
Mullaittivu	1100.00	1150.00	2400.00	2500.00	-	-	2450.00	2500.00	-	-	900.00	950.00	600.00	650.00
Batticaloa	-	-	1900.00	2100.00	-	-	1600.00	1700.00	1400.00	1650.00	900.00	1000.00	950.00	1050.00
Trincomalee	1160.00	1180.00	2360.00	2380.00	-	-	-	-	1330.00	1350.00	1220.00	1250.00	760.00	780.00
Veyangoda	1000.00	1200.00	1600.00	1800.00	-	-	2000.00	2300.00	1000.00	1400.00	1800.00	2000.00	1040.00	1200.00
Galenbindunuwewa	1000.00	1200.00	1950.00	2000.00	-	-	1650.00	1750.00	1350.00	1500.00	1100.00	1250.00	-	-
Bandarawela	1000.00	1200.00	2000.00	2200.00	-	-	2000.00	2300.00	1400.00	1450.00	1900.00	2000.00	800.00	1000.00
Matale	1100.00	1200.00	2200.00	2300.00	-	-	-	-	1600.00	1700.00	2300.00	2400.00	750.00	850.00

**Table 13: Selected Markets: Retail Price of Meat (Rs/kg)**

Week 53: 27 Dec 2024-02 Jan 2025

LOCATIONS	Meat	Meat (Chicken)		Meat	
	Beef	Broiler	Curry	Mutton	Pork
Colombo	2400.00 - 2600.00	1160.00 - 1300.00	900.00 - 1250.00	3300.00 - 3700.00	1000.00 - 1300.00
Gampaha	-	1250.00 - 1250.00	1500.00 - 1500.00	3500.00 - 3500.00	1000.00 - 1000.00
Kurunegala	-	1150.00 - 1200.00	1500.00 - 1500.00	3200.00 - 3200.00	1300.00 - 1300.00
Nikaweratiya	-	-	-	-	-
Dambulla	-	1150.00 - 1200.00	1200.00 - 1200.00	-	1300.00 - 1300.00
Anuradhapura	2300.00 - 2400.00	1150.00 - 1250.00	1300.00 - 1450.00	3600.00 - 3700.00	1250.00 - 1400.00
Thambuththegama	-	1000.00 - 1100.00	1200.00 - 1300.00	-	1200.00 - 1380.00
Polonnaruwa	2100.00 - 2200.00	1150.00 - 1220.00	1350.00 - 1400.00	3000.00 - 3100.00	-
Kaluthara	2600.00 - 2600.00	1150.00 - 1240.00	1250.00 - 1380.00	3600.00 - 3750.00	1350.00 - 1500.00
Badulla	2200.00 - 2200.00	1300.00 - 1382.00	1650.00 - 1650.00	3100.00 - 3100.00	-
Keppetipola	2200.00 - 2300.00	1200.00 - 1240.00	1300.00 - 1350.00	3200.00 - 3300.00	-
Moneragala	2300.00 - 2300.00	1250.00 - 1380.00	1600.00 - 1650.00	2800.00 - 3000.00	1500.00 - 1600.00
Kegalle	2300.00 - 2300.00	1180.00 - 1280.00	-	3100.00 - 3100.00	-
Ampara	2200.00 - 2200.00	1000.00 - 1080.00	-	-	1600.00 - 1650.00
Dehiattakandiya	-	1150.00 - 1200.00	-	-	1290.00 - 1500.00
Nuwaraeliya	2400.00 - 2450.00	1200.00 - 1250.00	1300.00 - 1350.00	3350.00 - 3450.00	-
Kandy	2300.00 - 2300.00	1140.00 - 1150.00	1150.00 - 1200.00	3200.00 - 3200.00	1300.00 - 1400.00
Puttalam	2200.00 - 2200.00	1000.00 - 1000.00	1500.00 - 1500.00	3600.00 - 3600.00	-
Hambantota	-	1250.00 - 1280.00	-	-	-
Rathnapura	2400.00 - 2400.00	1330.00 - 1380.00	1150.00 - 1350.00	3200.00 - 3200.00	-
Matara	-	1160.00 - 1900.00	-	-	-
Galle	2400.00 - 2400.00	1180.00 - 1200.00	-	3500.00 - 3500.00	-
Tissamaharama	-	1280.00 - 1350.00	-	-	1600.00 - 1650.00
Meegoda	-	1180.00 - 1250.00	1100.00 - 1200.00	3500.00 - 3500.00	1200.00 - 1200.00
Embilipitiya	2150.00 - 2200.00	1000.00 - 1200.00	1150.00 - 1250.00	2950.00 - 3000.00	1400.00 - 1500.00
Jaffna	2000.00 - 2100.00	1100.00 - 1250.00	1300.00 - 1350.00	3500.00 - 3600.00	-
Vavuniya	2100.00 - 2150.00	1340.00 - 1380.00	1600.00 - 1650.00	3100.00 - 3200.00	-
Mannar	2200.00 - 2400.00	1280.00 - 1350.00	1650.00 - 1750.00	-	-
Killinochchi	2000.00 - 2050.00	1200.00 - 1250.00	1400.00 - 1450.00	3200.00 - 3300.00	-
Mullaittivu	-	1300.00 - 1350.00	-	-	-
Batticaloa	2000.00 - 2100.00	1300.00 - 1350.00	1350.00 - 1400.00	3500.00 - 3550.00	-
Trincomalee	2360.00 - 2380.00	1260.00 - 1280.00	1880.00 - 1900.00	3550.00 - 3600.00	-
Veyangoda	-	1150.00 - 1220.00	-	-	1250.00 - 1300.00
Galenbindunuwewa	2000.00 - 2000.00	1100.00 - 1200.00	1300.00 - 1400.00	-	1450.00 - 1500.00
Bandarawela	2300.00 - 2350.00	1200.00 - 1350.00	-	-	-
Matale	2100.00 - 2200.00	1170.00 - 1240.00	1350.00 - 1450.00	3000.00 - 3100.00	1500.00 - 1600.00

**Table 14: Colombo: Wholesale Prices (Rs/kg or Rs/piece)**  
**Week 53: 27 Dec 2024-02 Jan 2025**

COMMODITY	Range	Average Price			Change Compared to		COMMODITY	Range	Average Price			Change Compared to		
		This Week	Last Week	Last Year W.52	Last Week (%)	Last Year (%)			This Week	Last Week	Last Year W.52	Last Week (%)	Last Year (%)	
<b>Rice</b>							<b>Coconut</b>							
<b>Local</b>							Large	165.00 - 175.00	172.78	162.78	102.50	6.14	68.56	
Samba 1	235.00 - 240.00	237.14	237.86	234.75	-0.30	1.02	Small	140.00 - 155.00	143.89	133.89	89.25	7.47	61.22	
Samba 2	230.00 - 233.00	231.50	230.75	227.25	0.33	1.87	<b>Fruits (Rs/fruit)</b>							
Keeri Samba	250.00 - 260.00	255.00	255.00	316.43	0.00	-19.41	<b>Plantain</b>							
Nadu 1	225.00 - 230.00	227.50	228.00	211.25	-0.22	7.69	Ambul (Rs/kg)	120.00 - 200.00	154.17	123.33	140.77	25.00	9.52	
Nadu 2	220.00 - 222.00	221.00	221.00	206.00	0.00	7.28	Kolikuttu (Rs/kg)	200.00 - 280.00	251.67	239.17	343.33	5.23	-26.70	
Raw (Red)				180.63			Seeni (Rs/kg)	100.00 - 150.00	128.33	124.17	136.67	3.36	-6.10	
Raw (White)	215.00 - 220.00	217.50	216.25	201.67	0.58	7.85	Anamalu	28.00 - 40.00	32.58	34.83	29.17	-6.46	11.71	
<b>Imported</b>							Ambun	40.00 - 55.00	46.42	49.17	35.00	-5.59	32.62	
Samba	225.00 - 230.00	227.50	228.00		-0.22		Papaw(Rs/kg)	150.00 - 270.00	207.50	234.17	143.33	-11.39	44.77	
Nadu	215.00 - 220.00	218.00	218.00		0.00		Passion Fruit	30.00 - 50.00	40.73	35.45	50.09	14.87	-18.69	
Raw (Red)							Pineapple Large	520.00 - 580.00	548.75	527.14	443.08	4.10	23.85	
Raw (White)	215.00 - 220.00	217.50	215.83		0.77		Pineapple Medium	400.00 - 450.00	418.75	404.29	353.33	3.58	18.51	
<b>Dried Chillies</b>							Pineapple Small	320.00 - 360.00	336.25	322.86	276.67	4.15	21.54	
Imported	650.00 - 750.00	700.00	707.14	1047.14	-1.01	-33.15	<b>Mango</b>							
<b>Onion</b>							Betti	20.00 - 40.00	29.00	39.64	29.00	-26.83	0.00	
Sinnan	250.00 - 350.00	300.00	295.00		1.69		Karthakolomban	100.00 - 170.00	135.83	145.83	45.00	-6.86	201.85	
Vedalan							Vilad	50.00 - 80.00	64.50	69.17	30.50	-6.75	111.48	
Imported	430.00 - 470.00	448.33	431.43	450.00	3.92	-0.37	Kohu							
<b>Big Onion</b>							<b>Other</b>							
Imported	100.00 - 210.00	158.57	141.88	430.00	11.77	-63.12	Wood Apple	40.00 - 60.00	50.91	45.50	30.50	11.89	66.92	
<b>Local</b>							Orange	120.00 - 150.00	130.00	127.27	146.67	2.14	-11.36	
<b>Potato</b>							Avocado	330.00 - 550.00	440.00	383.75	278.33	14.66	58.08	
Welimada							Slime Apple	30.00 - 50.00	39.00	46.50	55.00	-16.13	-29.09	
N'Eliya	340.00 - 370.00	355.71	343.00	340.00	3.71	4.62	Grapes (Imp., Rs/kg)	1300.00 - 1540.00	1440.00	1382.50	1375.00	4.16	4.73	
Imported	190.00 - 220.00	206.67	215.63	168.13	-4.15	22.92	King Coconut	130.00 - 180.00	164.44	151.11	93.75	8.82	75.41	
<b>Pulses</b>							<b>Sea Fish</b>							
Green Gram	500.00 - 650.00	566.67	566.67	911.67	0.00	-37.84	Salaya	250.00 - 400.00	324.17	330.83	325.00	-2.02	-0.26	
Cowpea (White)	500.00 - 650.00	583.33	581.67	1150.00	0.29	-49.28	Hurulla	800.00 - 900.00	848.33	846.00	746.00	0.28	13.72	
Cowpea (Red)	500.00 - 650.00	583.33	570.00	1150.00	2.34	-49.28	Balaya	700.00 - 850.00	774.17	788.33	928.00	-1.80	-16.58	
Red Dhal	270.00 - 280.00	275.00	273.57	299.00	0.52	-8.03	Kelawalla	1300.00 - 1550.00	1396.67	1526.67	1388.00	-8.52	0.62	
<b>Vegetable</b>							Thora	2000.00 - 2700.00	2291.67	2362.50	2580.00	-3.00	-11.18	
Beans (Butter)							Paraw	1300.00 - 1400.00	1350.83	1375.38	1450.00	-1.79	-6.84	
Beans(Green)	400.00 - 500.00	463.00	420.00	475.00	10.24	-2.53	Mora	1000.00 - 1250.00	1077.78	975.00	1180.00	10.54	-8.66	
Carrot	200.00 - 300.00	250.00	141.00	417.00	77.30	-40.05	Shrimps	1800.00 - 2100.00	1934.17	1937.50	1720.00	-0.17	12.45	
Leeks	240.00 - 300.00	268.00	208.00	220.00	28.85	21.82	Thalapath	1800.00 - 2400.00	2100.00	2070.83	1700.00	1.41	23.53	
Beetroot	250.00 - 500.00	363.57	358.46	398.33	1.43	-8.73	<b>Eggs</b>							
Knolkhol	200.00 - 300.00	253.00	263.00	222.00	-3.80	13.96	Brown	29.00 - 37.00	33.19	31.13	57.75	6.63	-42.53	
Raddish	100.00 - 160.00	126.00	112.00	151.00	12.50	-16.56	White	27.00 - 34.00	30.63	28.50	54.50	7.46	-43.81	
Cabbage	150.00 - 250.00	196.00	135.00	370.00	45.19	-47.03	<b>Dried Fish</b>							
Tomato	200.00 - 300.00	246.00	368.00	474.00	-33.15	-48.10	Sprats	900.00 - 1050.00	968.18	947.50	1331.00	2.18	-27.26	
Ladies Fingers	80.00 - 180.00	133.00	112.00	135.00	18.75	-1.48	Sprats (Imported)	650.00 - 800.00	739.17	725.00	978.33	1.95	-24.45	
Brinjal	400.00 - 500.00	437.00	325.00	548.00	34.46	-20.26	Kattawa							
Capsicum	600.00 - 900.00	750.00	600.00	448.00	25.00	67.41	Kattawa (Imported)	1100.00 - 1350.00	1227.50	1287.50	1268.00	-4.66	-3.19	
Pumpkin	140.00 - 200.00	174.00	170.00	154.00	2.35	12.99	Thora							
Cucumber	100.00 - 180.00	138.00	108.00	112.00	27.78	23.21	Thora (Imported)							
Bitter Gourd	450.00 - 650.00	538.00	590.00	347.00	-8.81	55.04	Mora	1800.00 - 1900.00	1879.29	1868.46	1737.00	0.58	8.19	
Snake Gourd	180.00 - 230.00	204.00	232.00	208.00	-12.07	-1.92	Mora (Imported)							
Drumstick							Balaya	750.00 - 950.00	850.00	775.83	917.00	9.56	-7.31	
Luffa	240.00 - 300.00	274.00	296.00	344.00	-7.43	-20.35	Balaya (Imported)							
Long Beans	200.00 - 300.00	252.00	267.00	147.00	-5.62	71.43	Anguluwa							
Ash Plantain	100.00 - 180.00	143.00	151.00	282.00	-5.30	-49.29	Anguluwa (Imported)	1350.00 - 1500.00	1445.45	1478.18	1502.00	-2.21	-3.76	
Green Chillies	850.00 - 1300.00	1080.00	825.00	1075.00	30.91	0.47	Maduwa	1200.00 - 1300.00	1246.67	1234.17	1396.00	1.01	-10.70	
Lime	200.00 - 300.00	249.00	237.00	295.00	5.06	-15.59	Maduwa (Imported)							
<b>Root Crops</b>							Koduwa							
Sweet Potato	100.00 - 140.00	123.00	112.00	88.00	9.82	39.77	Koduwa (Imported)							
Manioc	80.00 - 120.00	106.00	92.00	90.00	15.22	17.78	Salaya	650.00 - 750.00	703.33	652.50	423.33	7.79	66.14	
<b>Leafy Vegetable</b>							Salaya (Imported)							
Mukunuwenna	30.00 - 50.00	41.50	43.75	50.00	-5.14	-17.00								
Kankun	40.00 - 50.00	44.50	43.75	50.00	1.71	-11.00								
Gotukola (Rs/kg)	340.00 - 360.00	350.00	340.00	290.00	2.94	20.69								

This Week: Week 53: 27 Dec 2024-02 Jan 2025  
Last Week: Week 52: 20 - 26 Dec 2024

**Table 15: Colombo &Suburbs: Retail Prices (Rs/kg or Rs/piece)**

Week 53: 27 Dec 2024-02 Jan 2025

COMMODITY	Range	Average Price			Change Compared to		COMMODITY	Range	Average Price			Change Compared to	
		This Week	Last Week	Last Year W.52	Last Week	Last Year (%)			This Week	Last Week	Last Year W.52	Last Week	Last Year (%)
<b><u>Rice</u></b>							<b><u>Coconut</u></b>						
<b>Local</b>							Large	170.00 · 200.00	183.42	176.96	120.30	6.46	52.47
Samba 1	240.00 · 260.00	247.62	246.85	251.67	0.77	-1.61	Small	150.00 · 165.00	158.93	155.00	96.25	3.93	65.12
Samba 2	·	·	·	245.00	·	·							
Keeri Samba	260.00 · 280.00	264.39	264.12	·	0.28	·							
Nadu 1	240.00 · 260.00	247.31	248.44	224.32	-1.13	10.25	<b><u>Fruits (Rs/fruit)</u></b>						
Nadu 2	230.00 · 230.00	230.00	230.00	220.00	0.00	4.55	<b>Plantain</b>						
Raw (Red)	240.00 · 270.00	258.18	245.79	206.30	12.39	25.15	Ambul (Rs/kg)	150.00 · 260.00	209.74	189.55	226.54	20.19	-7.42
Raw (White)	240.00 · 260.00	252.00	244.58	215.22	7.42	17.09	Kolikuttu (Rs/kg)	280.00 · 450.00	363.24	346.29	488.08	16.96	-25.58
<b>Imported</b>							Seeni (Rs/kg)	150.00 · 250.00	211.05	204.10	222.00	6.95	-4.93
Samba	230.00 · 260.00	245.00	261.43	·	-16.43	·	Anamalu	35.00 · 55.00	43.62	44.00	38.16	-0.38	14.31
Nadu	220.00 · 240.00	228.44	236.67	·	-8.23	·	Ambun	56.00 · 70.00	62.89	64.50	49.96	-1.61	25.88
Raw (Red)	·	·	·	·	·	·	Papaw(Rs/kg)	250.00 · 360.00	314.67	317.58	230.00	-2.91	36.81
Raw (White)	220.00 · 240.00	228.46	222.50	·	5.96	·	Passion Fruit	40.00 · 100.00	64.23	61.15	65.53	3.08	-1.98
<b><u>Dried Chillies</u></b>							Pineapple Large	580.00 · 780.00	697.78	652.90	524.76	44.87	32.97
Imported	750.00 · 1100.00	930.00	941.25	1312.50	-11.25	-29.14	Pineapple Medium	450.00 · 650.00	548.97	506.77	428.24	42.19	28.19
<b><u>Onion</u></b>							Pineapple Small	360.00 · 520.00	437.24	405.48	348.67	31.76	25.40
Sinnan	·	·	·	·	·	·	<b>Mango</b>						
Vedalan	·	·	·	·	·	·	Betti	·	·	·	·	·	·
Imported	480.00 · 600.00	556.19	513.85	594.29	42.34	-6.41	Karthakolomban	120.00 · 280.00	176.43	180.00	100.36	-3.57	75.79
<b><u>Big Onion</u></b>							Vilad	100.00 · 110.00	102.50	97.50	·	5.00	·
Imported	150.00 · 300.00	231.86	268.51	511.15	-36.65	-54.64	Kohu	·	·	·	·	·	·
Local	·	·	·	·	·	·	<b><u>Other</u></b>						
<b><u>Potato</u></b>							Wood Apple	60.00 · 120.00	83.03	80.03	62.09	3.00	33.72
Welimada	·	·	·	·	·	·	Orange	140.00 · 200.00	179.23	176.47	205.38	2.76	-12.73
N'Eliya	380.00 · 480.00	442.80	437.93	416.11	4.87	6.41	Avocado	400.00 · 600.00	528.57	455.00	·	73.57	·
Imported	220.00 · 340.00	275.45	277.56	212.69	-2.10	29.51	Slime Apple	50.00 · 160.00	91.92	98.33	83.35	-6.41	10.28
<b><u>Pulses</u></b>							Grapes (Imp., Rs/kg)	1700.00 · 2500.00	2068.18	2007.69	2068.42	60.49	-0.01
Green Gram	700.00 · 1000.00	832.76	851.35	1162.00	-18.59	-28.33	King Coconut	170.00 · 200.00	186.79	181.60	142.92	5.19	30.70
Cowpea (White)	700.00 · 1000.00	835.93	889.35	1254.55	-53.43	-33.37	<b><u>Sea Fish</u></b>						
Cowpea (Red)	700.00 · 1000.00	830.87	883.44	1262.50	-52.57	-34.19	Salaya	300.00 · 600.00	454.50	457.89	561.30	-3.39	-19.03
Red Dhal	280.00 · 360.00	312.31	309.56	340.74	2.75	-8.34	Hurulla	950.00 · 1050.00	991.67	982.00	923.33	9.67	7.40
<b><u>Vegetable</u></b>							Balaya	800.00 · 1600.00	1020.59	776.67	1500.00	243.92	-31.96
Beans (Butter)	·	·	·	·	·	·	Kelawalla	1600.00 · 2700.00	2071.05	2171.05	2140.48	-100.00	-3.24
Beans(Green)	500.00 · 600.00	566.67	533.85	668.39	32.82	-15.22	Thora	2200.00 · 4600.00	3059.38	3122.22	3441.18	-62.85	-11.10
Carrot	300.00 · 450.00	372.41	266.43	598.57	105.99	-37.78	Paraw	1450.00 · 2600.00	1993.16	2066.67	2265.91	-73.51	-12.04
Leeks	320.00 · 450.00	372.07	353.21	388.93	18.85	-4.33	Mora	·	·	·	·	·	·
Beetroot	400.00 · 650.00	531.79	493.70	637.04	38.08	-16.52	Shrimps	2000.00 · 2400.00	2222.73	2169.05	2097.50	53.68	5.97
Knolkhol	280.00 · 550.00	416.67	434.58	433.33	-17.92	-3.85	Thalalpath	2300.00 · 3200.00	2792.11	2836.84	2741.67	-44.74	1.84
Raddish	160.00 · 320.00	257.41	252.41	311.33	4.99	-17.32	<b><u>Eggs</u></b>						
Cabbage	220.00 · 360.00	298.89	311.72	548.79	-12.84	-45.54	Brown	32.00 · 38.00	33.29	32.94	57.95	0.34	-42.56
Tomato	300.00 · 600.00	443.33	606.45	637.86	-163.12	-30.50	White	28.00 · 35.00	31.67	31.24	55.19	0.43	-42.62
Ladies Fingers	200.00 · 350.00	274.83	262.59	341.61	12.23	-19.55	<b><u>Dried Fish</u></b>						
Brinjal	420.00 · 600.00	528.52	476.07	762.26	52.45	-30.66	Sprats	1200.00 · 2000.00	1746.00	1725.00	1938.46	21.00	-9.93
Capsicum	650.00 · 1000.00	837.08	830.69	773.79	6.39	8.18	Sprats (Imported)	1000.00 · 1400.00	1231.82	1255.56	1466.67	-23.74	-16.01
Pumpkin	230.00 · 340.00	290.00	281.67	272.76	8.33	6.32	Kattawa	1800.00 · 2200.00	1979.17	1939.13	2330.77	40.04	-15.09
Cucumber	160.00 · 320.00	253.57	236.55	250.71	17.02	1.14	Thora	·	·	·	·	·	·
Bitter Gourd	560.00 · 800.00	668.75	813.21	566.67	-144.46	18.01	Mora	2100.00 · 2600.00	2495.45	2483.33	2404.55	12.12	3.78
Snake Gourd	280.00 · 480.00	375.22	415.19	396.30	-39.97	-5.32	Balaya	1200.00 · 1900.00	1695.24	1683.33	1708.33	11.90	-0.77
Drumstick	·	·	·	·	·	·	Anguluwa	1800.00 · 2400.00	2156.25	2220.00	2440.00	-63.75	-11.63
Luffa	350.00 · 480.00	420.45	466.52	513.21	-46.07	-18.07	Maduwa	1400.00 · 1600.00	1490.91	1472.73	·	18.18	·
Long Beans	340.00 · 500.00	411.36	432.31	360.67	-20.94	14.06	Koduwa	·	·	·	·	·	·
Ash Plantain	200.00 · 320.00	245.22	246.67	387.14	-1.45	-36.66	Salaya	1000.00 · 1200.00	1052.38	1031.58	1160.00	20.80	-9.28
Green Chillies	1000.00 · 1500.00	1300.00	1046.77	1596.77	253.23	-18.59	<b><u>Meat</u></b>						
Lime	300.00 · 800.00	594.81	587.33	657.59	7.48	-9.55	Beef (without Bones)	2400.00 · 2600.00	2525.00	2533.33	2375.00	-8.33	6.32
<b><u>Root Crops</u></b>							Chicken (Broiler)	1160.00 · 1300.00	1230.00	1230.77	1334.55	-0.77	-7.83
Sweet Potato	200.00 · 320.00	261.48	243.45	240.00	18.03	8.95	Chicken (Curry)	900.00 · 1250.00	1050.00	1080.00	1310.00	-30.00	-19.85
Manioc	160.00 · 240.00	207.41	189.62	211.29	17.79	-1.84	Mutton	3300.00 · 3700.00	3487.50	3500.00	3300.00	-12.50	5.68
<b><u>Leafy Vegetable</u></b>							Pork	1000.00 · 1300.00	1125.00	1216.67	1275.00	-91.67	-11.76
Mukunuwenna	60.00 · 80.00	73.89	78.33	72.81	-4.44	1.48							
Kankun	60.00 · 80.00	73.89	78.33	72.81	-4.44	1.48							
Gotukola	150.00 · 180.00	172.50	156.67	101.88	15.83	69.33							

This Week: Week 53: 27 Dec 2024-02 Jan 2025

Last Week: Week 52: 20 - 26 Dec 2024

**Table 16: Farmgate/Producer Prices of Food Commodities in Selected Producing Areas (Rs/kg)**

Week 53: 27 Dec 2024-02 Jan 2025

COMMODITY	Range	Average Price	COMMODITY	Range	Average Price	COMMODITY	Range	Average Price
<b><u>Paddy</u></b>			<b><u>Vegetable (Up Country)</u></b>			<b><u>Snake Gourd</u></b>		
<b>Short Grain</b>			<b>Beans</b>			Dambulla	145.00 – 157.50	150.50
A'pura	135.00 – 140.00	137.00	Dambulla	340.00 – 380.00	356.00	Hambantota	-	
P'narawa	142.00 – 144.00	142.80	Welimada	320.00 – 350.00	336.00	Embilipitiya	150.00 – 180.00	165.00
Kalawewa	135.00 – 140.00	138.40	Badulla	-		Matara	-	
Kurunegala	135.00 – 139.00	137.33	<b>Carrot</b>			A'pura	220.00 – 240.00	228.00
Dehiattakandiya	-		N'Eliya	200.00 – 210.00	206.00	<b>Luffa</b>		
Nikaweratiya	-		Welimada	180.00 – 200.00	188.00	Dambulla	167.50 – 190.00	180.50
Ampara	135.00 – 140.00	138.33	Hanguranketha	-		Hambantota	-	
<b>Long Grain (White)</b>			<b>Leeks</b>			Embilipitiya	180.00 – 200.00	190.00
A'pura	138.00 – 142.00	139.60	N'Eliya	180.00 – 190.00	186.00	Matara	-	
P'narawa	142.00 – 144.00	143.20	Welimada	170.00 – 180.00	175.00	A'pura	220.00 – 240.00	228.00
Kalawewa	137.00 – 142.00	139.60	<b>Beetroot</b>			<b>Green Chillies</b>		
Kurunegala	136.00 – 140.00	138.25	N'Eliya	280.00 – 290.00	286.00	Dambulla	630.00 – 660.00	645.00
Dehiattakandiya	135.00 – 137.00	136.33	Dambulla	280.00 – 320.00	296.67	Hambantota	-	
Embilipitiya	-		Kurunegala	-		Embilipitiya	700.00 – 750.00	723.33
Nikaweratiya	-		Welimada	270.00 – 285.00	277.00	Puttalam	700.00 – 950.00	838.33
Hambantota	-		Hanguranketha	-		A'pura	800.00 – 850.00	820.00
Ampara	140.00 – 145.00	143.33	<b>Knol Khol</b>			<b>Pumpkin</b>		
<b>Long Grain (Red)</b>			N'Eliya	250.00 – 260.00	256.00	Dambulla	115.00 – 130.00	122.00
Matara	155.00 – 165.00	160.00	Welimada	250.00 – 260.00	254.00	Hambantota	150.00 – 160.00	155.00
Hambantota	150.00 – 170.00	160.00	Hanguranketha	-		Embilipitiya	140.00 – 160.00	150.00
Embilipitiya	155.00 – 156.00	155.50	<b>Raddish</b>			Matara	130.00 – 145.00	138.33
<b>Keeri Samba</b>			N'Eliya	70.00 – 80.00	74.00	A'pura	100.00 – 120.00	108.00
A'pura	137.00 – 140.00	138.20	Welimada	35.00 – 45.00	39.00	Moneragala	-	
P'narawa	142.00 – 144.00	143.20	Hambantota	-		<b>Cucumber</b>		
Kalawewa	133.00 – 138.00	135.60	Hanguranketha	40.00 – 50.00	44.00	A'pura	70.00 – 90.00	78.00
Kurunegala	137.00 – 142.00	139.50	<b>Cabbage</b>			Dambulla	76.00 – 90.00	85.60
Dehiattakandiya	137.00 – 138.00	137.67	N'Eliya	160.00 – 170.00	166.00	Hambantota	70.00 – 70.00	70.00
<b>Red Onion</b>			Welimada	70.00 – 85.00	78.00	Matara	80.00 – 90.00	83.75
Puttalam	270.00 – 335.00	300.00	Badulla	-		<b>Long Beans</b>		
Jaffna	250.00 – 280.00	260.00	Hanguranketha	120.00 – 150.00	140.00	Dambulla	115.00 – 140.00	126.00
<b>Big Onion</b>			<b>Tomato</b>			Hambantota	170.00 – 180.00	175.00
Dambulla	-		Welimada	210.00 – 220.00	214.00	Embilipitiya	150.00 – 180.00	165.00
Kalawewa	-		Hambantota	-		Matara	220.00 – 250.00	235.00
A'pura	-		Dambulla	200.00 – 240.00	222.00	A'pura	220.00 – 240.00	228.00
<b>Potato</b>			Hanguranketha	350.00 – 380.00	358.00	<b>Ash Plantain</b>		
N'Eliya	290.00 – 310.00	300.00	<b>Vegetable (Low Country)</b>			Hambantota	-	
Badulla	-		<b>Ladies Fingers</b>			Embilipitiya	70.00 – 80.00	73.75
Welimada	260.00 – 270.00	267.00	A'pura	90.00 – 110.00	98.00	Matara	90.00 – 110.00	100.00
<b>Pulses</b>			Dambulla	67.00 – 86.00	77.00	<b>Lime</b>		
<b>Green Gram</b>			Hambantota	80.00 – 100.00	90.00	Hambantota	-	
Hambantota	-		Embilipitiya	70.00 – 80.00	76.25	Embilipitiya	150.00 – 200.00	172.00
Moneragala	450.00 – 500.00	470.00	Matara	90.00 – 100.00	96.25	Moneragala	130.00 – 150.00	138.00
Embilipitiya	440.00 – 450.00	445.00	<b>Brinjal</b>			<b>Fruits (Rs/kg)</b>		
Nikaweratiya	-		A'pura	300.00 – 320.00	308.00	<b>Banana</b>		
A'pura	450.00 – 500.00	470.00	Dambulla	330.00 – 360.00	344.00	<b>Ambul</b>		
<b>Cowpea</b>			Hambantota	160.00 – 170.00	165.00	Moneragala	50.00 – 60.00	54.00
Hambantota	-		Embilipitiya	200.00 – 220.00	207.50	Embilipitiya	60.00 – 100.00	80.00
Nikaweratiya	-		Matara	220.00 – 240.00	230.00	Hambantota	70.00 – 80.00	75.00
Moneragala	460.00 – 500.00	476.00	Welimada	260.00 – 280.00	268.00	<b>Kolikuttu</b>		
Embilipitiya	470.00 – 480.00	475.00	<b>Capsicum</b>			Moneragala	180.00 – 200.00	188.00
<b>Maize</b>			Badulla	450.00 – 500.00	483.33	Embilipitiya	170.00 – 200.00	188.00
A'pura	-		Welimada	580.00 – 620.00	605.00	Hambantota	280.00 – 300.00	286.67
Kalawewa	-		<b>Bitter Gourd</b>			<b>Papaw</b>		
<b>Gingelly</b>			A'pura	500.00 – 550.00	520.00	Moneragala	80.00 – 90.00	84.00
A'pura	-		Dambulla	300.00 – 330.00	320.00	Embilipitiya	120.00 – 140.00	132.50
Kalawewa	-		Hambantota	-		Hambantota	120.00 – 130.00	125.00
<b>Black Gram</b>			Embilipitiya	400.00 – 430.00	416.67	<b>Pineapple</b>		
A'pura	-		Matara	430.00 – 450.00	442.50	Divulapitiya	-	
Kalawewa	-							

**Annex 01 - Colombo Markets: Retail Prices of Rice and Subsidiary Food Crops (Rs/kg)**

**Week 53: 27 Dec 2024-02 Jan 2025**

27

<b>CROP</b>	<b>PELIYAGODA</b>	<b>MAHARAGAMA</b>	<b>KIRULAPONE</b>	<b>NUGEGODA</b>	<b>NARAHENPITA</b>	<b>DEMATAGODA</b>	<b>THOTALANGA</b>	<b>KADAWATHA</b>	<b>KIRIBATHGODA</b>
<b><u>Rice</u></b>									
<b>Local</b>									
Samba 1	240.00 - 260.00	250.00 - 250.00	240.00 - 240.00	240.00 - 260.00	240.00 - 250.00	250.00 - 260.00	250.00 - 260.00	240.00 - 250.00	250.00 - 260.00
Samba 2	-	-	-	-	-	-	-	-	-
Keeri Samba	260.00 - 270.00	260.00 - 280.00	260.00 - 260.00	260.00 - 280.00	260.00 - 280.00	260.00 - 265.00	260.00 - 280.00	260.00 - 280.00	260.00 - 270.00
Nadu 1	240.00 - 260.00	-	-	240.00 - 240.00	250.00 - 255.00	240.00 - 240.00	240.00 - 260.00	240.00 - 260.00	240.00 - 240.00
Nadu 2	-	-	-	-	-	-	-	230.00 - 230.00	230.00 - 230.00
Raw (Red)	270.00 - 270.00	-	-	-	270.00 - 270.00	270.00 - 270.00	250.00 - 270.00	250.00 - 260.00	240.00 - 250.00
Raw (White)	260.00 - 260.00	-	-	250.00 - 250.00	260.00 - 260.00	260.00 - 260.00	250.00 - 250.00	240.00 - 260.00	240.00 - 260.00
<b>Imported</b>									
Samba	240.00 - 240.00	250.00 - 250.00	230.00 - 250.00	260.00 - 260.00	240.00 - 240.00	230.00 - 230.00	250.00 - 260.00	230.00 - 230.00	260.00 - 260.00
Nadu	230.00 - 230.00	230.00 - 230.00	220.00 - 235.00	240.00 - 240.00	220.00 - 230.00	-	220.00 - 230.00	220.00 - 220.00	220.00 - 230.00
Raw (Red)	-	-	-	-	-	-	-	-	-
Raw (White)	220.00 - 230.00	220.00 - 220.00	220.00 - 240.00	230.00 - 240.00	230.00 - 240.00	220.00 - 220.00	240.00 - 240.00	-	-
<b><u>Dried Chillies</u></b>									
Imported	750.00 - 800.00	900.00 - 1100.00	1000.00 - 1100.00	1000.00 - 1100.00	880.00 - 1000.00	750.00 - 850.00	800.00 - 1000.00	900.00 - 1050.00	900.00 - 1000.00
<b><u>Red Onion</u></b>									
Sinnan	-	-	-	-	-	-	-	-	-
Vedalan	-	-	-	-	-	-	-	-	-
Imported	480.00 - 600.00	480.00 - 600.00	480.00 - 600.00	520.00 - 600.00	520.00 - 600.00	520.00 - 600.00	550.00 - 600.00	500.00 - 600.00	480.00 - 600.00
<b><u>Big Onion</u></b>									
Imported	180.00 - 250.00	260.00 - 300.00	240.00 - 260.00	200.00 - 300.00	200.00 - 300.00	180.00 - 260.00	150.00 - 240.00	160.00 - 200.00	150.00 - 260.00
Local	-	-	-	-	-	-	-	-	-
<b><u>Potato</u></b>									
Welimada	-	-	-	-	-	-	-	-	-
N'Eliya	380.00 - 450.00	440.00 - 480.00	440.00 - 440.00	460.00 - 480.00	440.00 - 480.00	460.00 - 480.00	380.00 - 400.00	380.00 - 400.00	380.00 - 420.00
Imported	240.00 - 300.00	300.00 - 320.00	240.00 - 320.00	280.00 - 300.00	300.00 - 340.00	250.00 - 320.00	230.00 - 300.00	220.00 - 260.00	240.00 - 320.00
<b><u>Pulses</u></b>									
Green Gram	700.00 - 800.00	700.00 - 700.00	800.00 - 1000.00	800.00 - 850.00	760.00 - 860.00	750.00 - 800.00	700.00 - 1000.00	800.00 - 900.00	800.00 - 900.00
Cowpea (White)	700.00 - 800.00	800.00 - 800.00	750.00 - 800.00	800.00 - 1000.00	760.00 - 1000.00	700.00 - 800.00	800.00 - 950.00	850.00 - 900.00	850.00 - 900.00
Cowpea (Red)	700.00 - 800.00	800.00 - 800.00	800.00 - 800.00	800.00 - 1000.00	760.00 - 800.00	700.00 - 800.00	800.00 - 900.00	850.00 - 900.00	850.00 - 900.00
Red Dhal	290.00 - 300.00	300.00 - 360.00	280.00 - 320.00	300.00 - 320.00	300.00 - 360.00	290.00 - 300.00	290.00 - 300.00	290.00 - 340.00	300.00 - 340.00

**Annex 02 - Colombo Markets: Retail Prices of Vegetables (Rs/kg) and Coconut (Rs/nut)**

**Week 53: 27 Dec 2024-02 Jan 2025**

28

<b>CROP</b>	<b>PELIYAGODA</b>	<b>MAHARAGAMA</b>	<b>KIRULAPONE</b>	<b>NUGEGODA</b>	<b>NARAHENPITA</b>	<b>DEMATAGODA</b>	<b>THOTALANGA</b>	<b>KADAWATHA</b>	<b>KIRIBATHGODA</b>
<b><i>Vegetable</i></b>									
Beans	500.00 - 600.00	600.00 - 600.00	500.00 - 600.00	550.00 - 600.00	550.00 - 600.00	560.00 - 600.00	500.00 - 550.00	550.00 - 560.00	560.00 - 600.00
Carrot	300.00 - 320.00	450.00 - 450.00	360.00 - 400.00	350.00 - 400.00	400.00 - 450.00	360.00 - 400.00	300.00 - 350.00	320.00 - 340.00	360.00 - 400.00
Leeks	320.00 - 330.00	400.00 - 450.00	350.00 - 400.00	360.00 - 400.00	350.00 - 400.00	400.00 - 400.00	320.00 - 350.00	360.00 - 400.00	360.00 - 400.00
Beetroot	430.00 - 450.00	600.00 - 650.00	500.00 - 600.00	650.00 - 650.00	500.00 - 600.00	560.00 - 600.00	400.00 - 450.00	550.00 - 600.00	420.00 - 450.00
Knolkhol	280.00 - 300.00	550.00 - 550.00	360.00 - 400.00	520.00 - 540.00	550.00 - 550.00	-	340.00 - 420.00	-	-
Raddish	160.00 - 180.00	320.00 - 320.00	240.00 - 250.00	240.00 - 260.00	300.00 - 320.00	320.00 - 320.00	180.00 - 220.00	240.00 - 320.00	-
Cabbage	260.00 - 280.00	320.00 - 360.00	260.00 - 280.00	280.00 - 300.00	260.00 - 350.00	320.00 - 320.00	220.00 - 240.00	340.00 - 360.00	280.00 - 300.00
Tomato	300.00 - 320.00	550.00 - 600.00	480.00 - 520.00	450.00 - 500.00	360.00 - 400.00	400.00 - 420.00	350.00 - 400.00	560.00 - 600.00	400.00 - 420.00
Ladies Fingers	220.00 - 230.00	320.00 - 350.00	280.00 - 320.00	230.00 - 260.00	300.00 - 320.00	240.00 - 280.00	200.00 - 220.00	280.00 - 320.00	350.00 - 350.00
Brinjal	420.00 - 430.00	550.00 - 600.00	500.00 - 520.00	500.00 - 600.00	450.00 - 500.00	450.00 - 450.00	500.00 - 550.00	550.00 - 600.00	550.00 - 600.00
Capsicum	650.00 - 680.00	800.00 - 1000.00	900.00 - 1000.00	650.00 - 700.00	800.00 - 900.00	760.00 - 800.00	700.00 - 750.00	900.00 - 1000.00	700.00 - 750.00
Pumpkin	250.00 - 280.00	320.00 - 340.00	260.00 - 280.00	280.00 - 300.00	300.00 - 320.00	320.00 - 340.00	230.00 - 240.00	320.00 - 340.00	260.00 - 280.00
Cucumber	160.00 - 180.00	240.00 - 260.00	240.00 - 260.00	280.00 - 300.00	240.00 - 320.00	300.00 - 320.00	200.00 - 220.00	320.00 - 320.00	260.00 - 280.00
Bitter Gourd	560.00 - 600.00	680.00 - 750.00	600.00 - 650.00	600.00 - 650.00	600.00 - 700.00	750.00 - 800.00	600.00 - 750.00	800.00 - 800.00	700.00 - 720.00
Snake Gourd	300.00 - 320.00	400.00 - 480.00	450.00 - 480.00	280.00 - 300.00	340.00 - 360.00	-	280.00 - 300.00	450.00 - 480.00	300.00 - 300.00
Drumstick	-	-	-	-	-	-	-	-	-
Luffa	350.00 - 400.00	450.00 - 480.00	420.00 - 480.00	350.00 - 400.00	430.00 - 480.00	-	350.00 - 350.00	480.00 - 480.00	-
Long Beans	340.00 - 350.00	500.00 - 500.00	400.00 - 450.00	350.00 - 400.00	400.00 - 480.00	-	400.00 - 450.00	400.00 - 400.00	400.00 - 400.00
Ash Plantain	200.00 - 220.00	320.00 - 320.00	230.00 - 240.00	230.00 - 240.00	240.00 - 280.00	320.00 - 320.00	200.00 - 220.00	240.00 - 260.00	-
Green Chillies	1000.00 - 1100.00	1200.00 - 1400.00	1200.00 - 1400.00	1100.00 - 1200.00	1100.00 - 1200.00	1400.00 - 1500.00	1300.00 - 1500.00	1400.00 - 1500.00	1400.00 - 1500.00
Lime	350.00 - 360.00	750.00 - 800.00	800.00 - 800.00	550.00 - 600.00	500.00 - 600.00	600.00 - 600.00	300.00 - 350.00	600.00 - 650.00	300.00 - 350.00
<b><i>Root Crops</i></b>									
Sweet Potato	200.00 - 220.00	250.00 - 260.00	250.00 - 280.00	300.00 - 300.00	260.00 - 280.00	300.00 - 320.00	200.00 - 200.00	300.00 - 320.00	230.00 - 240.00
Manioc	160.00 - 180.00	220.00 - 230.00	200.00 - 240.00	230.00 - 240.00	200.00 - 200.00	220.00 - 240.00	160.00 - 180.00	200.00 - 220.00	200.00 - 220.00
<b><i>Leafy Vegetable</i></b>									
Mukunuwenna	60.00 - 60.00	80.00 - 80.00	70.00 - 70.00	70.00 - 80.00	80.00 - 80.00	80.00 - 80.00	60.00 - 60.00	80.00 - 80.00	80.00 - 80.00
Kankun	60.00 - 60.00	80.00 - 80.00	70.00 - 70.00	70.00 - 80.00	80.00 - 80.00	80.00 - 80.00	60.00 - 60.00	80.00 - 80.00	80.00 - 80.00
Gotukola	150.00 - 150.00	180.00 - 180.00	180.00 - 180.00	-	180.00 - 180.00	180.00 - 180.00	150.00 - 150.00	180.00 - 180.00	180.00 - 180.00
<b><i>Coconut</i></b>									
Large	180.00 - 200.00	200.00 - 200.00	180.00 - 180.00	180.00 - 180.00	180.00 - 180.00	200.00 - 200.00	170.00 - 175.00	170.00 - 180.00	170.00 - 180.00
Small	150.00 - 150.00	160.00 - 165.00	160.00 - 165.00	160.00 - 165.00	160.00 - 160.00	-	150.00 - 160.00	155.00 - 160.00	155.00 - 160.00



**Annex 03 - Colombo Markets: Retail Prices of Fruits (Rs/fruit)**

**Week 53: 27 Dec 2024-02 Jan 2025**

29

CROP	PELIYAGODA	MAHARAGAMA	KIRULAPONE	NUGEGODA	NARAHENPITA	DEMATAGODA	THOTALANGA	KADAWATHA	KIRIBATHGODA
<b><i>Plantain</i></b>									
Ambul (Rs/Kg)	200.00 - 250.00	250.00 - 260.00	230.00 - 250.00	240.00 - 240.00	250.00 - 260.00	160.00 - 200.00	150.00 - 200.00	180.00 - 200.00	180.00 - 200.00
Kolikuttu (Rs/Kg)	300.00 - 400.00	350.00 - 450.00	350.00 - 430.00	400.00 - 400.00	380.00 - 400.00	380.00 - 450.00	300.00 - 350.00	280.00 - 350.00	300.00 - 350.00
Seeni (Rs/Kg)	180.00 - 250.00	250.00 - 250.00	230.00 - 250.00	240.00 - 240.00	200.00 - 240.00	180.00 - 200.00	150.00 - 200.00	180.00 - 200.00	180.00 - 220.00
Anamalu	42.00 - 42.00	42.00 - 50.00	50.00 - 55.00	47.00 - 50.00	42.00 - 50.00	40.00 - 42.00	35.00 - 42.00	40.00 - 42.00	40.00 - 42.00
Ambun	60.00 - 64.00	60.00 - 70.00	70.00 - 70.00	65.00 - 70.00	60.00 - 70.00	56.00 - 60.00	60.00 - 60.00	60.00 - 60.00	60.00 - 60.00
<b><i>Pineapple</i></b>									
Large	580.00 - 580.00	700.00 - 780.00	780.00 - 780.00	780.00 - 780.00	700.00 - 780.00	670.00 - 700.00	650.00 - 650.00	700.00 - 750.00	620.00 - 650.00
Medium	450.00 - 450.00	550.00 - 600.00	600.00 - 650.00	600.00 - 600.00	550.00 - 600.00	520.00 - 550.00	500.00 - 500.00	550.00 - 600.00	480.00 - 500.00
Small	360.00 - 360.00	440.00 - 480.00	480.00 - 520.00	480.00 - 480.00	440.00 - 480.00	420.00 - 440.00	400.00 - 400.00	430.00 - 440.00	380.00 - 400.00
<b><i>Mango</i></b>									
Betti	-	-	-	-	-	-	-	-	-
Karthakolomban	170.00 - 220.00	-	200.00 - 280.00	200.00 - 270.00	180.00 - 200.00	120.00 - 120.00	120.00 - 120.00	170.00 - 200.00	150.00 - 170.00
Vilad	100.00 - 110.00	-	-	-	-	-	-	-	-
Kohu	-	-	-	-	-	-	-	-	-
<b><i>Other Fruits</i></b>									
Wood Apple	60.00 - 70.00	120.00 - 120.00	80.00 - 120.00	120.00 - 120.00	80.00 - 90.00	70.00 - 80.00	60.00 - 70.00	60.00 - 90.00	70.00 - 80.00
Orange	140.00 - 160.00	-	200.00 - 200.00	160.00 - 200.00	150.00 - 160.00	-	-	-	160.00 - 160.00
Avocado	500.00 - 600.00	-	600.00 - 600.00	400.00 - 500.00	500.00 - 600.00	-	-	-	-
Slime Apple	50.00 - 60.00	120.00 - 140.00	100.00 - 120.00	120.00 - 160.00	90.00 - 100.00	90.00 - 100.00	60.00 - 60.00	60.00 - 60.00	80.00 - 120.00
Grapes (Rs/Kg)	1700.00 - 1900.00	2100.00 - 2200.00	2000.00 - 2300.00	2300.00 - 2500.00	2000.00 - 2000.00	2000.00 - 2000.00	2000.00 - 2000.00	2000.00 - 2200.00	1800.00 - 2000.00
Papaw (Rs/Kg)	250.00 - 280.00	360.00 - 360.00	350.00 - 360.00	330.00 - 360.00	320.00 - 350.00	280.00 - 300.00	300.00 - 350.00	280.00 - 300.00	280.00 - 300.00
Passion	45.00 - 50.00	80.00 - 80.00	80.00 - 80.00	80.00 - 100.00	60.00 - 65.00	70.00 - 80.00	40.00 - 50.00	40.00 - 45.00	50.00 - 60.00
King Coconut	170.00 - 180.00	180.00 - 200.00	180.00 - 200.00	170.00 - 200.00	170.00 - 200.00	180.00 - 200.00	180.00 - 200.00	180.00 - 200.00	180.00 - 200.00

**Annex 04 - Colombo Markets: Retail Prices of Sea Fish and Dried Fish (Rs/kg)**

**Week 53: 27 Dec 2024-02 Jan 2025**

30

CROP	PELIYAGODA	MAHARAGAMA	KIRULAPONE	NUGEGODA	NARAHENPITA	DEMATAGODA	THOTALANGA	KADAWATHA	KIRIBATHGODA
<b><u>Sea Fish</u></b>									
Salaya	300.00 - 420.00	500.00 - 500.00	400.00 - 500.00	600.00 - 600.00	560.00 - 560.00	500.00 - 500.00	480.00 - 480.00	400.00 - 400.00	500.00 - 500.00
Hurulla	950.00 - 1050.00	-	-	-	-	-	-	-	950.00 - 1000.00
Balaya	850.00 - 950.00	1600.00 - 1600.00	1400.00 - 1600.00	1000.00 - 1000.00	800.00 - 800.00	1000.00 - 1000.00	800.00 - 800.00	800.00 - 900.00	1000.00 - 1000.00
Kelawalla	1600.00 - 1700.00	2200.00 - 2400.00	2200.00 - 2400.00	-	2700.00 - 2700.00	1600.00 - 1900.00	1600.00 - 1600.00	2400.00 - 2400.00	2400.00 - 2400.00
Thora	2200.00 - 2850.00	2800.00 - 2800.00	3600.00 - 3600.00	3600.00 - 3800.00	4600.00 - 4600.00	2800.00 - 2800.00	2800.00 - 2800.00	3600.00 - 3600.00	3600.00 - 3600.00
Paraw	1450.00 - 1550.00	2400.00 - 2400.00	2000.00 - 2400.00	2600.00 - 2600.00	2300.00 - 2300.00	1900.00 - 2000.00	1600.00 - 1800.00	2000.00 - 2000.00	1960.00 - 1960.00
Mora	-	-	-	-	-	-	-	-	-
Shrimps Small	2250.00 - 2400.00	2000.00 - 2200.00	2400.00 - 2400.00	2200.00 - 2400.00	2400.00 - 2400.00	2100.00 - 2200.00	2400.00 - 2400.00	2200.00 - 2400.00	2400.00 - 2400.00
Talapath	2300.00 - 2400.00	2800.00 - 2800.00	3000.00 - 3200.00	3000.00 - 3000.00	3200.00 - 3200.00	2600.00 - 2800.00	2800.00 - 2800.00	2800.00 - 3000.00	3000.00 - 3000.00
<b><u>Eggs (Rs/egg)</u></b>									
Brown	34.00 - 35.00	32.00 - 32.00	33.00 - 33.00	32.00 - 38.00	35.00 - 35.00	35.00 - 35.00	32.00 - 32.00	32.00 - 32.00	32.00 - 32.00
White	33.00 - 33.00	28.00 - 31.00	28.00 - 32.00	32.00 - 35.00	34.00 - 34.00	34.00 - 34.00	30.00 - 30.00	31.00 - 31.00	31.00 - 31.00
<b><u>Dried Fish</u></b>									
Sprats	1200.00 - 1300.00	1800.00 - 2000.00	1600.00 - 2000.00	1800.00 - 2000.00	1500.00 - 1600.00	1600.00 - 1700.00	2000.00 - 2000.00	2000.00 - 2000.00	2000.00 - 2000.00
Kattawa	1900.00 - 2200.00	2200.00 - 2200.00	2000.00 - 2000.00	2000.00 - 2200.00	1800.00 - 1800.00	1800.00 - 2000.00	2000.00 - 2000.00	1800.00 - 1800.00	2000.00 - 2200.00
Thora	-	-	-	-	-	-	-	-	-
Mora	2100.00 - 2200.00	2300.00 - 2400.00	2400.00 - 2600.00	2400.00 - 2400.00	2400.00 - 2400.00	2500.00 - 2600.00	2600.00 - 2600.00	2600.00 - 2600.00	2600.00 - 2600.00
Balaya	1200.00 - 1400.00	1200.00 - 1400.00	1800.00 - 1800.00	1800.00 - 1800.00	1600.00 - 1700.00	1700.00 - 1900.00	1800.00 - 1800.00	1600.00 - 1800.00	1800.00 - 1900.00
Anguluwa	1800.00 - 2000.00	2000.00 - 2000.00	2400.00 - 2400.00	2200.00 - 2400.00	2200.00 - 2400.00	2300.00 - 2300.00	2200.00 - 2200.00	-	2200.00 - 2200.00
Salaya	1000.00 - 1100.00	1000.00 - 1200.00	1200.00 - 1200.00	1000.00 - 1200.00	1000.00 - 1000.00	1000.00 - 1000.00	1000.00 - 1000.00	1000.00 - 1200.00	1000.00 - 1200.00
<b><u>Meat</u></b>									
Beef (without Bones)	-	2500.00 - 2500.00	2600.00 - 2600.00	2500.00 - 2500.00	2500.00 - 2500.00	-	2400.00 - 2400.00	2600.00 - 2600.00	2600.00 - 2600.00
Chicken (Broiler)	-	1200.00 - 1250.00	1160.00 - 1250.00	1260.00 - 1260.00	1200.00 - 1200.00	1200.00 - 1200.00	1230.00 - 1230.00	1200.00 - 1230.00	1260.00 - 1300.00
Chicken (Curry)	-	1000.00 - 1250.00	1150.00 - 1150.00	1100.00 - 1150.00	1000.00 - 1000.00	1000.00 - 1000.00	900.00 - 900.00	1000.00 - 1000.00	1000.00 - 1000.00
Mutton	-	3300.00 - 3300.00	3700.00 - 3700.00	-	3500.00 - 3500.00	3300.00 - 3300.00	3300.00 - 3300.00	3600.00 - 3600.00	3600.00 - 3600.00
Pork	-	1200.00 - 1200.00	1000.00 - 1000.00	-	-	-	-	-	1300.00 - 1300.00

## Annex 05 : Food Composition of Selected Food Commodities

Commodity	Energy (kcal/100g)	Protein (g/100g)	Total fat (g/100g)	Retinol Eq ( $\mu$ g/100g)	Vit B2 (mg/100g)	Vit B6 (mg/100g)	Folate ( $\mu$ g/100g)	Vit C (mg/100g)	Calcium (mg/100g)	Magnesium (mg/100g)	Iron (mg/100g)	Zinc (mg/100g)
<b>Rice</b>												
Rice - (white Kekulu - normal )	361	9.88	1.52	-	0.03	0.09	10.67	-	6.94	26.29	1.22	1.5
Rice - (white Kekulu Samba)	355	8.81	1.53	-	0.03	0.09	8.11	-	9.82	30.48	0.92	1.7
Rice - ( Red Kekulu - normal )	366	8.64	2.12	-	0.05	0.1	8.39	-	4.73	31.7	0.88	1.84
Rice -Samba	369	6.86	2.45	-	0.05	0.13	12.79	-	8.71	37.26	1.18	1.49
Rice - Nadu White	366	7.76	1.48	-	0.03	0.12	9.35	-	4.57	20.1	0.64	1.61
<b>Dried chilies</b>	233	12.68	6.41	437	0.84	0.42	46.83	NA	107	231	5.39	1.65
<b>Onion</b>												
Big onions	48	1.67	0.24	0.16	0.01	0.1	32.99	7.58	14.82	16.94	0.45	0.25
Red onions	55	2.13	0.15	0.18	0.02	0.13	30.15	14.26	20.37	19.32	0.31	0.28
<b>Potatoes</b>	71	1.67	0.25		0.01	0.09	14.31	20.5	9.83	23.84	0.46	0.29
<b>Pulses</b>												
Green gram	290	21.97	0.93	19.5	0.28	0.33	135	NA	98.96	146	4.15	2.86
White cowpea	320	21.25	1.14	1.36	0.09	0.26	249	NA	84.1	213	5.04	3.57
Red cowpea	320	20.24	1.08	0.96	0.11	0.27	273	NA	81.83	194	4.95	3.4
Red Dhal	319	23.09	0.77	1.06	1.6	0.22	55	NA	41.27	66.63	7.45	3.34
<b>Vegetables</b>												
Beans	46	3.95	0.15	6.64	0.1	0.3	45.2	7.02	35.68	45.56	0.7	0.59
Carrot	30	0.85	0.45	1240	0.03	0.1	24.71	5.93	27.65	11.7	0.59	0.25
Leeks	30	1.74	0.49	18.56	0.02	0.19	42.63	4.65	29.28	11.77	1.49	0.43
Beetroot	31	2.12	0.15	1.52	0.01	0.09	108	4.51	20.29	34.88	0.77	0.29
Knolkhol	16	1.69	0.34		0.05	0.19	12.7	77.64	40.09	19.35	0.23	0.18
Radish	29	0.75	0.11		0.02	0.09	18.09	12.13	35.64	13.56	0.38	0.16
Cabbage	21	1.35	0.14	3.35	0.05	0.14	52.66	29.62	56.85	18.47	0.33	0.16

Tomatoes	20	0.88	0.56	165	0.03	0.09	20.16	25.58	9.69	14.93	0.31	0.12
Ladies fingers	26	2.06	0.19	12.41	0.08	0.28	70.62	24.48	92.26	55.23	0.96	0.44
Brinjal (Pandora Striped)	29	1.49	0.31	23	0.12	0.09	30.99	1.49	18.95	18	0.32	0.19
Brinjal (Chinese eggplant)	24	1.28	0.33	16.83	0.12	0.11	32.94	3.37	14.4	21.18	0.28	0.16
Capsicum	23	1.22	0.34	38.96	0.03	0.29	28.65	49.63	12.65	11.21	0.21	0.31
Pumpkin (Common)	31	0.86	0.3	30.41	0.02	0.09	17.72	8.73	18.75	9.93	0.49	0.25
Cucumber	19	0.98	0.24	0.58	0.01	0.08	19.66	4.08	22.1	18.22	0.67	0.21
Bitter gourd	19	1.47	0.23	55.08	0.05	0.06	53.1	46.89	25.19	35.81	1.75	0.26
Snake gourd (Dark green)	11	0.82	0.25	10.41	0.03	0.12	18.09	3.54	26.83	25.84	0.41	0.11
Snake gourd (Pale green)	11	0.89	0.25	5.14	0.03	0.07	16.52	2.85	27.11	21.77	0.47	0.2
Drumstick	30	2.48	0.12	3.13	0.06	0.12	60.48	92.33	22.27	28.51	0.5	0.26
Watakolu	12	0.86	0.15	59.33	0.01	0.07	25.48	6.41	14.67	14.01	4.42	0.45
Long beans	24	3.36	0.3	-	0.06	0.11	99.98	8.93	44.22	33.17	1.01	0.08
Ash Plantain	76	2.84	0.56	0.06	0.02	0.07	6.82	4.49	5.19	22.55	0.39	0.21
Green chillies	39	2.28	0.76	38.16	0.08	0.25	21.29	98.61	20.25	36.91	1.25	0.29
Limes	26	0.66	0.26	0.36	0.01	0.05	12.1	38.05	26	15.25	0.12	0.05
Kekiri	17	1.01	0.25	0.76	0.01	0.07	17.34	8.07	25.72	26.2	0.63	0.22
Ash pumpkin (Ash guord)	18	0.8	0.15		0.01	0.15	14.17	9.14	19.27	23.62	0.48	0.13
Cho-Cho	19	0.58	0.12	0.3	0.04	0.07	63.81	23.76	20.55	13.02	0.49	0.12
Thalana batu (Little prince)	21	1.28	0.39	24.33	0.12	0.09	38.63	2.4	12.38	19.62	0.31	0.22
Thalana batu (Thai eggplant)	21	1.45	0.26	18.33	0.11	0.09	31.18	2.71	17.24	37.22	0.37	0.24
Thibbatu	61	1.66	1.96	15.89	0.03	1.02	72.39	10.8	105	57.46	1.06	0.59
Kohila yams	27	0.64	0.16	1.72	0.01	0.14	4.64	1.67	52.33	33.95	0.61	1.62
Kehel muwa	19	1.36	0.63	4.27	0.02	0.12	40.51	8.16	35.09	31.43	0.38	0.39
Ambaralla	37	0.73	0.44	3.36	0.01	0.1	44.49	35.51	20.7	9.28	0.7	0.12
Mango	50	0.75	0.09	14.5	0.02	0.14	34.89	91.63	28.56	17.74	0.5	0.09
Mushroom	27	2.54	0.42	-	0.15	0.13	7.81	11.56	0.9	14.42	1.32	0.79
Dambala	21	1.84	0.2	38.74	0.08	0.4	33.69	19.82	68.24	31.38	1.2	0.44
<b>Coconuts nuts</b>	<b>390</b>	<b>3.67</b>	<b>39.92</b>	<b>-</b>	<b>0.05</b>	<b>0.11</b>	<b>14.86</b>	<b>-</b>				

<b>Root Crop</b>												
Sweet potato	108	1.27	0.33	NA	0.04	0.09	14.44	22.2	28.93	21.05	0.51	0.14
Manioc	78	0.92	0.19	NA	0.07	0.2	0.1	1.95	25.31	19.08	19.78	23.73
Nelum ala/Lotus root	79	1.94	0.93	NA	0.05	0.19	26.49	26.63	37.71	26.58	3.34	0.35
Kiriala	87	3.96	0.15	1.19	0.03	0.16	20.17	2.71	30.79	41.52	0.6	0.42
Iniala	103	3.2	0.3	33.14	0.01	0.22	22.19	13.03	40.99	28.98	1.31	0.29
<b>Leafy Vegetables</b>												
Mukunuwanna	28	3.15	0.55	92.25	0.09	0.27	96.14	3.24	135	45.38	1.7	1.03
Gotukola	15	0.64	0.47	226	0.07	0.23	70.11	6.74	96.31	41.42	1.25	0.66
Kankun	15	0.47	0.37	1614	0.08	0.4	33.69	19.82	49.21	18.35	1.32	0.44
Kathurumurunga	70	8.01	1.35	2097	0.33	0.22	120	121	901	96.64	4.36	0.53
Nivithi	22	2.2	0.47	959	0.06	0.11	74.05	10.26	163	61.37	1.49	0.67
Thampala	32	3.55	0.72	1474	0.21	0.22	74.27	82	258	209	3.5	1.4
Sarana	20	2.42	0.21	1149	0.03	0.13	58.54	9.89	59.57	42.93	0.13	0.75
Kohila leaves	33	4.1	0.83	300	0.02	0.17	56.76	5.56	19.5	20.32	0.25	0.3
Onion leaves	27	2.01	0.26	NA	0.04	0.18	56.8	23.38	35.21	74.95	3.15	0.77
Cabbage leaves	30	3.63	0.27	8.66	0.05	0.24	63.46	40.76	170	18.47	2.67	0.35
Salad leaves	19	1.05	0.24	NA	0.1	0.06	37.48	11.64	58.23	36.89	2.07	0.27
Cauliflower	23	2.09	0.48	0.14	0.06	0.11	46.67	50.17	22.44	18.52	0.76	0.27
Jackfruit pods	25	2.14	0.34	NA	0.03	0.04	30.7	24.77	37.32	26.08	0.3	0.17
Jackfruit seeds	77	5.66	0.44	NA	0.02	0.08	58.91	15.24	40.87	50.14	0.52	0.42
<b>Meat</b>												
Chicken	176	23.14	9.24	6.88	0.07	0.49	10.09	-	15.06	20.18	0.75	0.64
Beef	160	23.3	7.45	2.15	0.08	0.32	1.93	-	4.8	28.54	2.41	3.31
Mutton	138	20.37	6.23	2.7	0.13	0.28	1.73	-	7.58	19.5	1.62	5.05
Pork	161	18.83	9.5	1.9	0.09	0.28	8.15	-	6.58	8.9	0.79	0.8
<b>Fish</b>												
Balaya	96	21.28	1.12	21.01	0.15	0.12	7.89		6.45	26.02	0.68	0.46
Seer	136	22.28	5.18	81.9	0.07	0.16	15.45		9.85	36.73	0.41	0.74

Shark	95	21.6	0.83	1.11	0.04	0.11	8.57	8.44	32.58	0.41	0.74
Paraw	87	20.02	0.7	1.49	0.02	0.16	6.77	8.17	31.68	0.67	0.41
Thalapath	91	16.04	2.88	12.03	0.1	0.13	78.22	7.64	24.89	0.71	0.67
Kelawalla	109	21.47	2.55	15.95	0.17	0.73	77.39	13.35	33.82	0.68	0.64
Haedaella	87	19.88	0.78	12.18	0.04	0.06	11.7	36.6	53	0.54	0.65
Hurulla	88	17.08	2.18	10.02	0.14	1.66	61.66	103	35.45	1.24	1.05
Karalla / Katuwalla	97	21.8	1.06	1.25	0.02	0.1	14.38	37.06	39.05	0.24	0.42
Kumbala / Angila	101	21.51	1.53	16.34	0.1	0.1	7.13	31.27	37.46	1.46	0.67
Salaya / Sudaya	100	19.5	2.39	15.41	0.18	1.39	60.87	435	42.83	1.4	2.3
Theppli / Telapiya /Korali	83	18.48	1.08	17.14	0.18	0.18	8.29	99.39	24.96	2.84	0.88
Prawns	65	14.85	0.56	1.24	0.03	0.1	15.37	37.81	30.5	0.73	1.1
Crabs	45	10	0.55	8.33	0.14	0.18	13.83	37.81	45.93	0.73	1.1
Cuttle fish	76	16.82	0.93	1.93	0.02	0.04	6.22	8.73	35.46	0.62	1.3
Linna	112	20.3	3.37	15.78	0.23	0.68	59.78				
Coppara	97	22.89	0.56	21.51	0.04	0.12	8.08	7.2	30.08	1.2	0.58
Ray (Maduwa)	97	23.98	0.68	7.55	0.02	0.21	25.59	9.16	24.61	0.74	0.44

#### Dried Fish

Dried sprats	259	51.16	5.92	12.83	0.25	0.62	438	1178	162	3.06	4.2
Dried keeramin	311	49.6	12.42	12.92	0.13	2.41	144	555	166	2.58	3.19
Dried thalapath	289	54.68	8.04	9.38	0.04	0.43	97.8	62.75	110	1.96	1.45
Dried katta	275	50.04	8.31	2.48	0.03	0.35	80.4	86.55	92.17	1.47	1.16
Dried balaya	282	63.79	3.37	14.32	0.12	1.98	213	83.48	83.45	3.6	1.44
Dried shark / keelan	267	55.03	5.25	10.31	0.04	0.32	187	42.24	92.94	1.48	0.66

#### Eggs

Hen eggs (Country)	170	13.14	13	208	0.08	0.18	54.6	50.14	11.04	1.64	1.12
Hen eggs (Table)	135	13.55	9.03	200	0.19	0.19	49.46	63.3	12	2.39	1.73
Quail eggs	153	12.39	11.46	153	0.11	0.17	54.86	60.67	11.21	2.55	1.51

#### Fruits

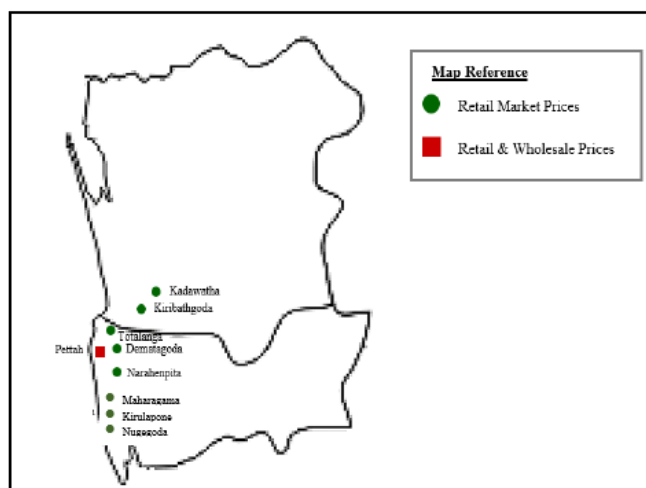
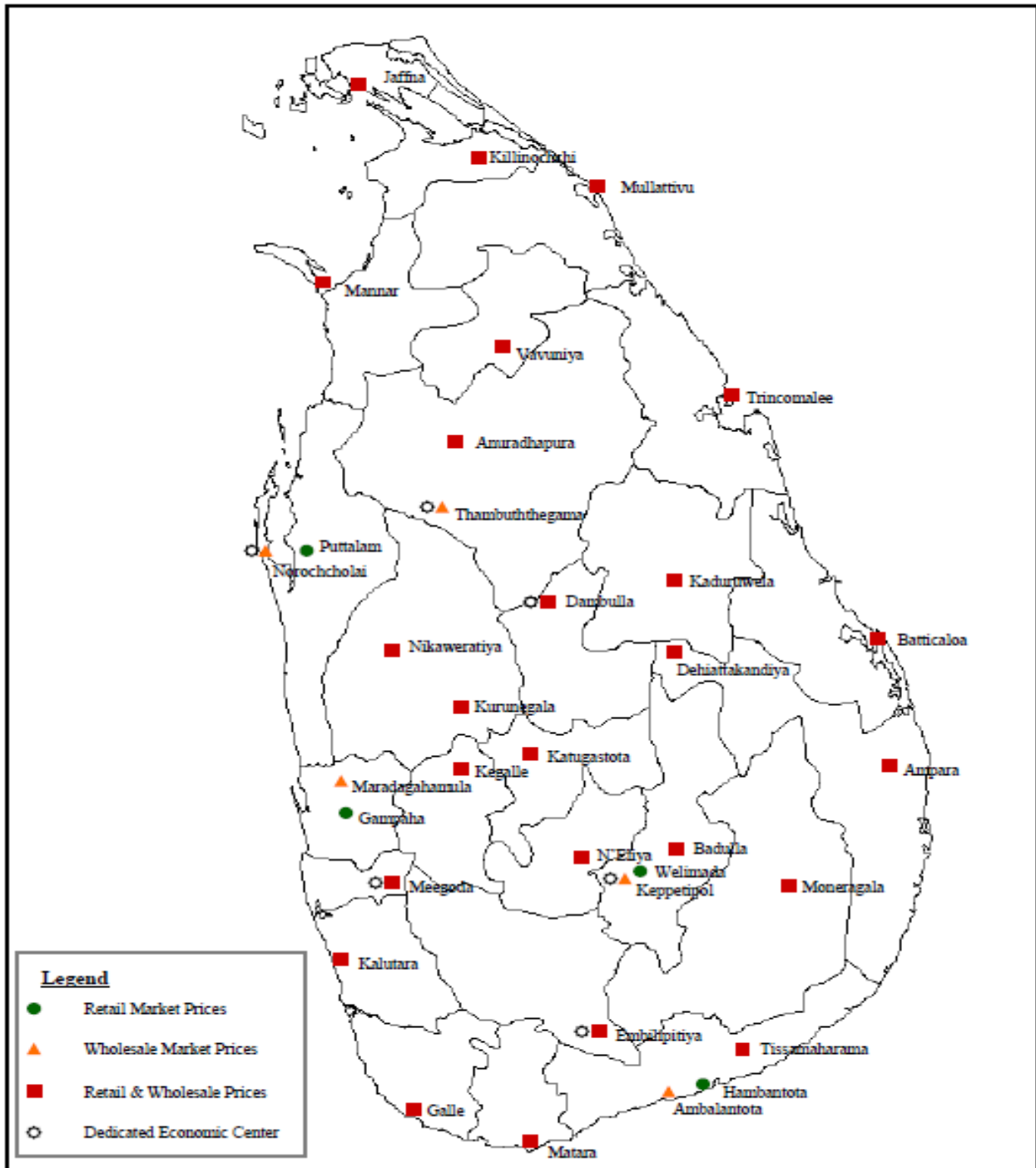
Banana Embul	109	1.11	1.09	9.68	0.05	0.64	32.98	13.61	9.39	25.67	0.51	0.23
Anamaalu	102	1.04	0.72	16.4	0.04	0.65	21.07	3.66	8.06	27.02	0.51	0.23

Koli kuttu	107	1.38	0.34	8.8	0.03	0.47	18.12	7.71	8.56	38	0.32	0.14
Pineapple	37	0.41	0.17	5.76	0.04	0.12	17.86	39.36	10.37	10.71	0.3	0.09
Papaya	26	0.42	0.16	171	0.11	0.04	54.85	48.62	16.77	8.9	0.23	0.08
Mangoes (Karthakolomban)	79	0.8	0.92	259	0.01	0.1	35.52	17.74	3.12	6.72	0.1	0.08
Mangoes (Vilad)	44	0.76	0.58	146	0.05	0.26	67.6	29.97	16.93	14.79	0.65	0.19
Apple	62	0.29	0.64	0.36	0.02	0.08	3.43	2.9	3.12	6.72	0.1	0.08
Avacado	144	2.95	13.86	2	0.08	0.18	67.17	9.36	28.48	48.14	0.81	0.75
Wood apple	78	3.09	3.62	0.46	0.01	0.14	6.07	13.58	59.15	25.16	0.45	0.32
Orange	46	1.07	0.37	23.44	0.01	0.28	14.46	20.19	31.18	20.36	0.81	0.35
Guava	39	1.53	0.38	19.67	0.01	0.11	25.24	30.88	6.59	12.02	0.53	0.33
Grapes	49	0.95	10.69	3.22	0.04	0.1	7.07	20.51	7.27	6.86	0.28	0.07
Melon	19	0.65	0.16	130	0.02	0.11	6	8.24	4.05	9.76	0.15	0.1

**Source: Sri Lanka Food Composition Tables, Ministry of Health - 2021.**



# Price Collecting Areas





HARTI



Ministry of Agriculture

**Food Systems and Market Research Division & Data Management Division  
Hector Kobbekaduwa Agrarian Research and Training Institute**

**No. 114, Wijerama Mawatha, Colombo 07.**

Phone: 011-2696981 Fax: 011-2682283

E-mail: mfpaharti@yahoo.com

Web: www.harti.gov.lk

www.mobitel.lk

**දෛනික චිළචිචි තොග මිල,  
ජංගම දුරකථනයෙන්**

හෙක්ටර් කොච්චිකඩුව ගොවි කරියතු පර්යේෂණ  
හා පුහුණුධර්මේ ආයතනය අනුමුතයෙන්

**මොබිටෙල්  
ජංගම  
මිල දර්ශනය**

ජාතික ජංගම දුරකථන ජාලයෙන්

**6666**  
අමතන්න.

මොබිටෙල් අද මිල - අත දෙස  
මොබිටෙල් ජංගම දුරකථන ජාලයෙන්  
චිළචිචි තොග මිල දර්ශනය.

විකාසයාට රු.2/-  
විකාසයාට රු.2/-