Hector Kobbekaduwa Agrarian Research and Training Institute
Data Management Division
(Wholesale Prices of Rice & Subsidiary Food Crops)

2026.02.02

Item	Pettah				Marandagahamula			
	Range	Average		Change *	Range	Average		Change *
	2026.02.02	2026.02.02	2026.01.30		2026.02.02	2026.02.02	2026.01.30	
Rice (Rs/kg)								
Samba 1	245.00 - 250.00	248.00	247.00	1.00	264.00 - 283.00	275.20	275.80	-0.60
Samba 2	240.00 - 242.00	241.00	241.00		236.00 - 250.00	240.80	246.40	-5.60
Keeri Samba	340.00 - 360.00	350.00	345.00	5.00	340.00 - 343.00	341.20	340.60	0.60
Nadu 1	215.00 - 220.00	217.00	221.40	-4.40	227.00 - 228.00	227.40	227.60	-0.20
Nadu 2	205.00 - 210.00	207.50	216.50	-9.00	194.00 - 218.00	207.40	205.40	2.00
Raw red	200.00 - 205.00	202.00	202.00		184.00 - 200.00	193.40	196.80	-3.40
Raw White	200.00 - 210.00	205.00	207.00	-2.00	184.00 - 200.00	193.60	198.60	-5.00
Imported Rice								
Ponne Samba	235.00 - 245.00	238.75	238.75		234.00 - 234.00	234.00	234.00	
Nadu	-				-			
Raw White	-				-			
Raw red								
Subsidiary Food Crops								
Dried Chillies (Rs/Kg)								
Imported	750.00 - 850.00	800.00	825.00	-25.00				
Local								
Onion (Rs/Kg)								
Sinnan	130.00 - 150.00	140.00	155.00	-15.00				
Vedalan	-							
Imported	190.00 - 200.00	195.00	210.00	-15.00				
Big Onion								
Imported	150.00 - 165.00	156.00	170.00	-14.00				
Local	-							
Potatoes (Rs/Kg)								
Welimada	-							
Nuwaraeliya	380.00 - 420.00	396.00	404.00	-8.00				
Imported	120.00 - 280.00	216.00	212.00	4.00				
Pulses (Rs/Kg)								
Green Gram	600.00 - 650.00	626.00	626.00					
Cowpea	750.00 - 800.00	775.00	775.00					
Red Dhal	230.00 - 240.00	236.00	236.00					
Consumption Item(Rs/Kg)								
Sugar(White)	195.00 - 196.00	195.50	195.50					
Wheat Flour	145.00 - 175.00	160.00	160.00					
Eggs (Rs/Egg)								
Brown	32.00 - 33.00	32.50	31.50	1.00				
White	30.00 - 31.00	30.50	29.50	1.00				

Data Management Division
Hector Kobbekaduwa Agrarian
Research and Training Institute
P.O. Box 1522
Colombo.

Hector Kobbekaduwa Agrarian Research and Training Institute
Data Management Division

Variety	2026.02.02 Peliyagoda Market	2026.02.02 Kandy Market	2026.02.02 Dambulla Market	2026.02.01 Meegoda Market	2026.02.02 Norochchole Market	2026.02.02 Thambuththegama Market	2026.02.02 Keppetipola Market	2026.02.02 Nuwaraeliya Market	2026.02.02 Bandarawela Market	2026.02.01 Veyangoda Market
Up Country Vegetable										
Beans	250 - 280	200 - 250	150 - 200	-	-	210 - 300	180 - 220	220 - 240	-	-
Carrot	260 - 300	300 - 330	200 - 280	-	-	320 - 350	180 - 220	320 - 340	-	-
Leeks	260 - 300	300 - 330	200 - 250	-	-	300 - 340	250 - 300	320 - 330	-	-
Beet root	350 - 400	250 - 300	200 - 230	-	300 - 350	400 - 450	-	-	-	-
Beet root (N Eliya)	450 - 500	350 - 400	250 - 280	-	-	-	250 - 270	280 - 300	-	-
Knolkhol	150 - 200	170 - 200	100 - 130	-	-	-	150 - 160	180 - 200	-	-
Raddish	50 - 80	80 - 100	25 - 40	-	15 - 30	70 - 90	50 - 60	80 - 100	-	-
Cabbage (N'Eliya)	-	250 - 260	-	-	-	-	150 - 200	250 - 260	-	-
Cabbage (Kandy)	200 - 250	200 - 220	160 - 200	-	140 - 180	200 - 240	-	-	-	-
Tomato	130 - 180	140 - 160	130 - 160	-	-	120 - 150	150 - 200	180 - 230	-	-
Low country Vegetable										
Ladies Fingers	120 - 150	180 - 200	120 - 160	-	200 - 220	100 - 130	-	-	-	-
Brinjals	150 - 200	180 - 200	150 - 200	-	80 - 130	120 - 160	100 - 150	-	-	-
Capsicum	750 - 800	750 - 800	750 - 800	-	800 - 900	900 - 1000	750 - 800	780 - 820	-	-
Pumpkin	80 - 100	80 - 90	70 - 80	-	-	90 - 110	70 - 80	-	-	-
Cucumber	30 - 50	40 - 50	20 - 25	-	20 - 30	18 - 25	40 - 50	-	-	-
Bitter Gourd	400 - 500	350 - 400	350 - 430	-	-	400 - 480	-	-	-	-
Snake Gourd	170 - 180	180 - 200	130 - 160	-	130 - 170	130 - 160	-	-	-	-
Drumstick	-		-	-	-	-	-	-	-	-
Luffa	250 - 350	300 - 320	160 - 220	-	200 - 260	250 - 300	-	-	-	-
Long Beans	80 - 120	120 - 150	80 - 100	-	60 - 100	100 - 140	-	-	-	-
Ash Plantains	150 - 180	150 - 170	120 - 140	-	-	120 - 150	-	-	-	-
Green Chillies	500 - 600	400 - 420	450 - 520	-	500 - 500	500 - 550	400 - 450	-	-	-
Lime	120 - 150	100 - 120	80 - 100	-	-	80 - 100	-	-	-	-
Sweet Potatoe	150 - 180	160 - 180	110 - 130	-	-	140 - 170	200 - 220	-	-	-
Manioc	80 - 100	100 - 110	80 - 90	-	-	80 - 100	90 - 100	-	-	-
Eggplant	200 - 250	230 - 250	220 - 250	-	250 - 300	160 - 220			-	-
Potato(Imported)	120 - 280	130 - 135	120 - 125	-	-	120 - 130	-	-	-	-
Potato (Welimada)	-	-	-	-	-	-	300 - 320	-	-	-
Potato (Nuwaraeliya)	380 - 420	400 - 420	-	-	-	-	-	320 - 330	-	-
B'Onion Imported	150 - 165	165 - 185	150 - 160	-	-	170 - 180	170 - 185	-	-	-
Big-onion Local	-	-	-	-	-	-	-	-	-	-
Banana										
Ambul(Rs/Kg)	120 - 150	120 - 130								-
Kolikuttu	220 - 240	210 - 230								-
Seeni	100 - 150	120 - 140								-
Anamalu (Rs/Fruits)	33 - 40	-								-
Papaya (Rs/Kg)	350 - 400	350 - 360								-
Passion Fruits(Rs/Fruit	100 - 120									-
Other Fruits (Rs/Fruit)										
Pineapple - Large	400 - 450									
- Medium	300 - 350									-
- Small	240 - 280									-
Mango - Betti	-									
- Karathakol	200 - 235									-
Woodapple	50 - 60									-
Avocado	335 - 400									-
Orange	35 - 42									-

Data Management Division
Hector Kobbekaduwa Agrarian
Research and Training Institute
P.O. Box 1522

හෙක්ටර් කොබ්බෑකඩුව ගොවිකටයුතු පර්යේෂණ හා පුහුණු කිරීමේ ආයතනය

Hector Kobbekaduwa Agrarian Research and Training Institute

දත්ත කළමනාකරණ අංශය

තොග මිල ගණන් (කිලෝවකට රුපියල්)

Wholesale Prices (Rs/Kg)

වර්ගය	2026.02.02 පැලියගොඩ වෙළඳපොළ	2026.02.02 මහනුවර වෙළඳපොළ	2026.02.02 දඹුල්ල වෙළඳපොළ	2026.02.01 මීගොඩ වෙළඳපොළ	2026.02.02 නොරොච්චෝලේ වෙළඳපොළ	2026.02.02 තඹුත්තේගම වෙළඳපොළ	2026.02.02 කැප්පෙට්පොළ වෙළඳපොළ	2026.02.02 නුවරඑළිය වෙළඳපොළ	2026.02.02 බණ්ඩාරවෙල වෙළඳපොළ	2026.02.01 වෙයන්ගොඩ වෙළඳපොළ
උඩරට එළවළු										
බෝංචි	250 - 280	200 - 250	150 - 200	-	-	210 - 300	180 - 220	220 - 240	-	-
කැරට්	260 - 300	300 - 330	200 - 280	-	-	320 - 350	180 - 220	320 - 340	-	-
ලීක්ස්	260 - 300	300 - 330	200 - 250	-	-	300 - 340	250 - 300	320 - 330	-	-
බීට්රූට්	350 - 400	250 - 300	200 - 230	-	300 - 350	400 - 450	-	-	-	-
බීට්රූට් (නුවරඑළිය)	450 - 500	350 - 400	250 - 280	-	-	-	250 - 270	280 - 300	-	-
නෝකෝල්	150 - 200	170 - 200	100 - 130	-	-	-	150 - 160	180 - 200	-	-
රාබු	50 - 80	80 - 100	25 - 40	-	15 - 30	70 - 90	50 - 60	80 - 100	-	-
ගෝවා (නුවරඑළිය)	-	250 - 260	-	-	-	-	150 - 200	250 - 260	-	-
ගෝවා (නුවර)	200 - 250	200 - 220	160 - 200	-	140 - 180	200 - 240	-	-	-	-
තක්කාලි	130 - 180	140 - 160	130 - 160	-	-	120 - 150	150 - 200	180 - 230	-	-
පහතරට එළවළු										
බණ්ඩක්කා	120 - 150	180 - 200	120 - 160	-	200 - 220	100 - 130	-	-	-	-
වම්බටු	150 - 200	180 - 200	150 - 200	-	80 - 130	120 - 160	100 - 150	-	-	-
මාළු මිරිස්	750 - 800	750 - 800	750 - 800	-	800 - 900	900 - 1000	750 - 800	780 - 820	-	-
වට්ටක්කා	80 - 100	80 - 90	70 - 80	-	-	90 - 110	70 - 80	-	-	-
පිපිඤ්ඤා	30 - 50	40 - 50	20 - 25	-	20 - 30	18 - 25	40 - 50	-	-	-
කරවිල	400 - 500	350 - 400	350 - 430	-	-	400 - 480	-	-	-	-
පතෝල	170 - 180	180 - 200	130 - 160	-	130 - 170	130 - 160	-	-	-	-
මුරුංගා	-		-	-	-	-	-	-	-	-
වැටකොළු	250 - 350	300 - 320	160 - 220	-	200 - 260	250 - 300	-	-	-	-
මෑකරල්	80 - 120	120 - 150	80 - 100	-	60 - 100	100 - 140	-	-	-	-
අළු කෙසෙල්	150 - 180	150 - 170	120 - 140	-	-	120 - 150	-	-	-	-
අමු මිරිස්	500 - 600	400 - 420	450 - 520	-	500 - 500	500 - 550	400 - 450	-	-	-
දෙහි	120 - 150	100 - 120	80 - 100	-	-	80 - 100	-	-	-	-
බතල	150 - 180	160 - 180	110 - 130	-	-	140 - 170	200 - 220	-	-	-
මඤ්ඤොක්කා	80 - 100	100 - 110	80 - 90	-	-	80 - 100	90 - 100	-	-	-
එළබටු	200 - 250	230 - 250	220 - 250	-	250 - 300	160 - 220			-	-
අර්තාපල් (ආනයනික)	120 - 280	130 - 135	120 - 125	-	-	120 - 130	-	-	-	-
අර්තාපල් (වැලිමඩ)	-	-	-	-	-	-	300 - 320	-	-	-
අර්තාපල් (නුවරඑළිය)	380 - 420	400 - 420	-	-	-	-	-	320 - 330	-	-
ලොකුළූණු (ආනයනික)	150 - 165	165 - 185	150 - 160	-	-	170 - 180	170 - 185	-	-	-
ලොකුළූණු දේශීය	-	-	-	-	-	-	-	-	-	-
කෙසෙල්										
ඇඹුල් (කිලෝවකට)	120 - 150	120 - 130								-
කෝලිකුට්ටු (කිලෝවකට)	220 - 240	210 - 230								-
සීනි (කිලෝවකට)	100 - 150	120 - 140								-
ආනමාළු (එකකට රු.)	33 - 40	-								-
ගස්ලබු (කිලෝවකට))	350 - 400	350 - 360								-
වැල්දොඩම් (එකකට රු.)	100 - 120									-
පළතුරු (එකකට රු.)										
අන්නාස -ලොකු ප්‍රමාණය	400 - 450									
- මධ්‍යම ප්‍රමාණය	300 - 350									-
- කුඩා ප්‍රමාණය	240 - 280									-
අඹ - බෙට්ටි	-									
-කර්තකොලොම්බන්	200 - 235									-
දිවුල්	50 - 60									-
අලිපේර	335 - 400									-
දොඩම්	35 - 42									-

Note:
Usually, the price collection for Veyangoda and Meegoda wholesale markets is done the previous day between 6.00 pm and 8.30 pm, and for all other wholesale markets, the price collection is done between 7.00 am and 2.00 pm.

Data Management Division
Hector Kobbekaduwa Agrarian Research and Training Institute
P.O. Box 1522
Colombo.

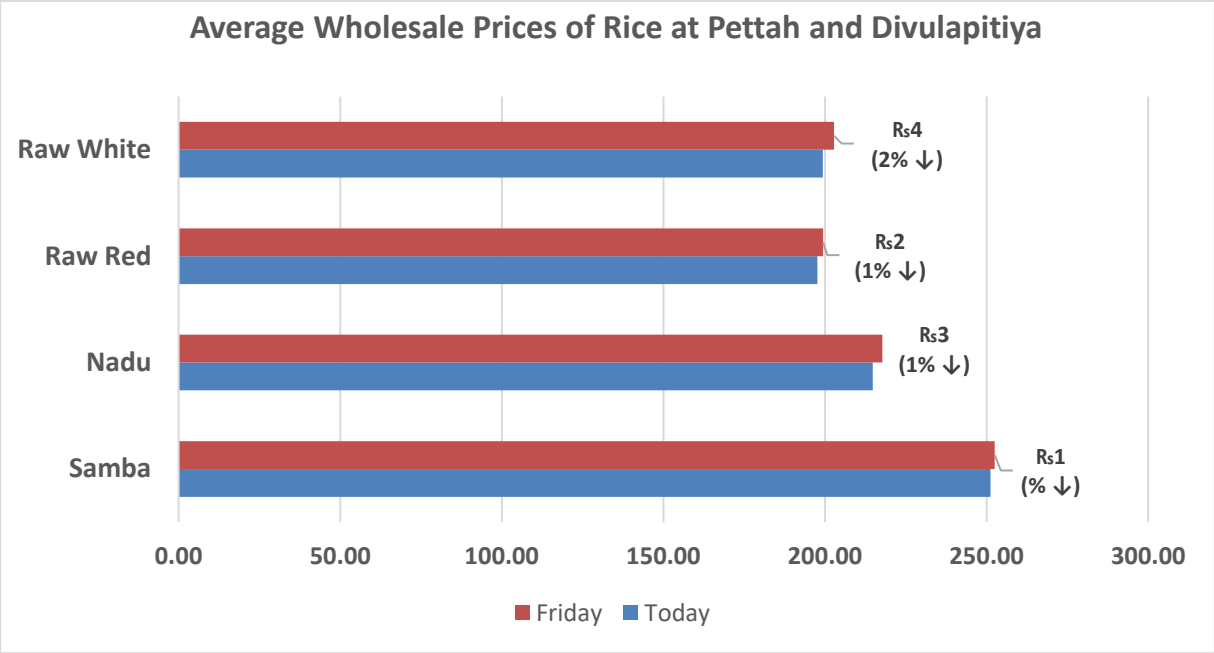
Average Wholesale Prices of Rice at Pettah and Divulapitiya
Raw White
Raw Red
Nadu
Samba
Rs4
(2% ↓)
Rs2
(1% ↓)
Rs3
(1% ↓)
Rs1
(% ↓)
0.00
50.00
100.00
150.00
200.00
250.00
300.00
Friday
Today

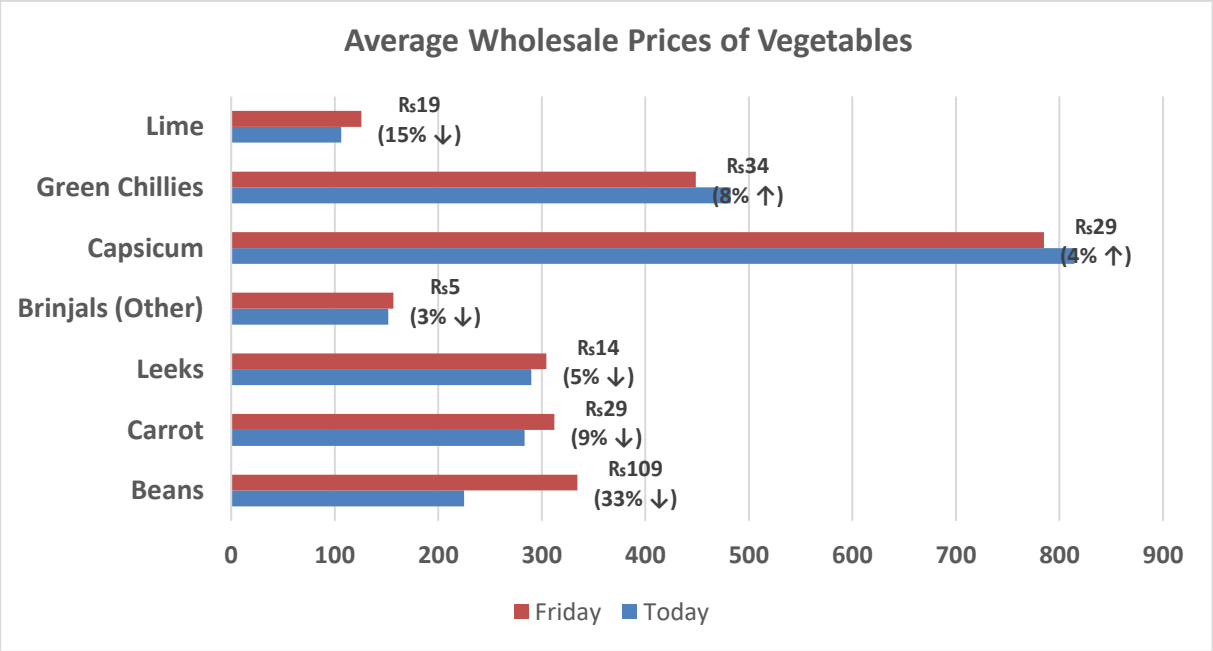
Average Wholesale Prices of Vegetables
Lime
Green Chillies
Capsicum
Brinjals (Other)
Leeks
Carrot
Beans
Rs19
(15% ↓)
Rs34
(8% ↑)
Rs29
(4% ↑)
Rs5
(3% ↓)
Rs14
(5% ↓)
Rs29
(9% ↓)
Rs109
(33% ↓)
0
100
200
300
400
500
600
700
800
900
Friday
Today

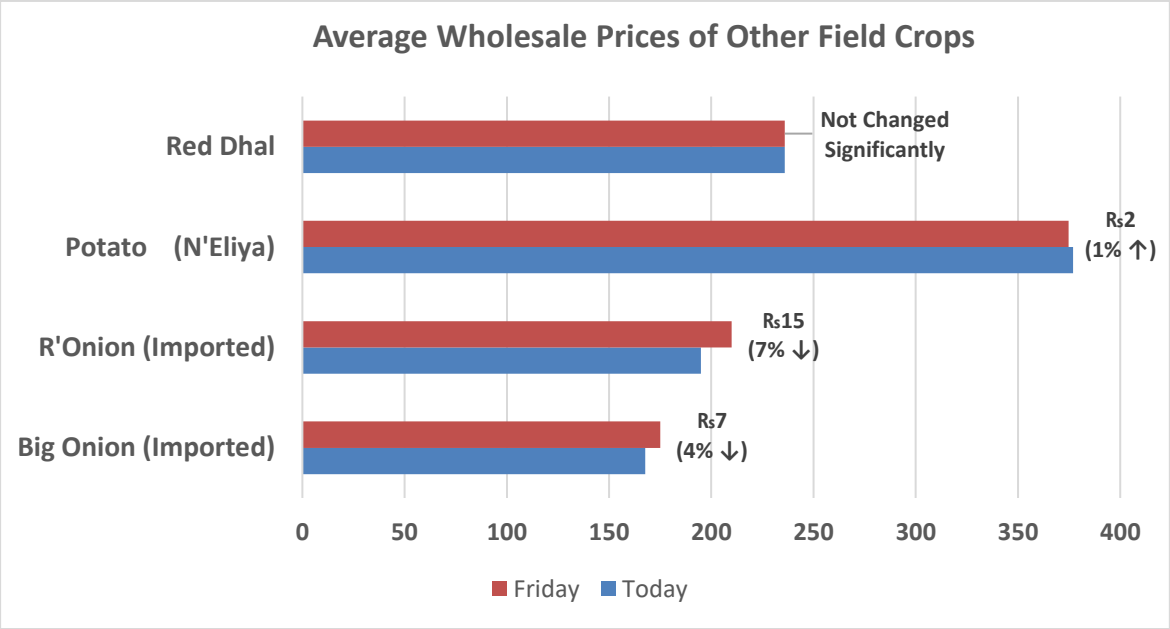
Average Wholesale Prices of Other Field Crops
Red Dhal
Potato (N'Eliya)
R'Onion (Imported)
Big Onion (Imported)
Not Changed Significantly
Rs2 (1% ↑)
Rs15 (7% ↓)
Rs7 (4% ↓)
0
50
100
150
200
250
300
350
400
Friday
Today

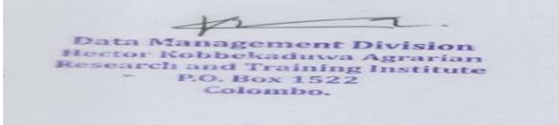
Data Management Division
Hector Kobbekaduwa Agrarian
Research and Training Institute
P.O. Box 1522
Colombo.